



MAMMOTH COMMUNITY WATER DISTRICT
Post Office Box 597
Mammoth Lakes, California 93546-0597

809th Regular Meeting of the
Mammoth Community Water District
Board of Directors

Thursday, July 18, 2024

Please Note:

*This meeting will be conducted both in-person in the District's Boardroom at 1315 Meridian Blvd., Mammoth Lakes, CA 93546 and by video/teleconference using the information provided below. For members of the public interested in viewing and having the ability to comment at the public meeting via Zoom, an internet-enabled computer equipped with a microphone and speaker or a mobile device with a data plan is required. Use of a webcam is optional. You also may call in to the meeting using teleconference without video. Please use the following information to join the Zoom Videoconference Meeting:
<https://zoom.us/j/7609342596> (meeting ID: 760 934 2596) OR
Join via teleconference by dialing 1-669-900-9128, 760-934-2596#*

Members of the public will have the opportunity to directly address the District Board of Directors concerning any item listed on the Agenda below before or during consideration of that item.

Please Note:

*Director Hylton will be participating by video/teleconference from the following location:
11266 Pine Beach Peninsula, Brainerd, MN 56401*

AGENDA

5:30 P.M.

Roll Call

Directors Cage, Domaille, Hylton, Smith, and Thompson

Public Forum

Any member of the public may address the Board relating to any matter within the Board's jurisdiction. This need not be related to any item on the agenda, and presentation should be limited to three (3) minutes. No formal action by the Board will be taken on these items.

Consent Agenda A

All matters listed are considered to be routine by the Board and may be enacted on by one motion. There will be no separate discussion on these items unless requested by the Board. If discussion is requested, that item will be moved and considered separately after adoption of the consent agenda.

A-1 Approve the May and June 2023 Check Disbursements

A-2 Approve the Minutes from the Regular Board Meeting held May 16, 2024

A-3 Approve the Minutes from the Special Board Meeting held May 29, 2024

A-4 Approve MOU with Mono County for Extended WW Sampling

A-5 Approve USGS Lease Agreement Extension

Consent Agenda B — Department Reports

All matters listed are considered to be routine by the Board and may be acted on by one motion. There will be no separate discussion on these items unless requested by the Board. If discussion is requested, that item will be moved and considered separately after adoption of the consent agenda.

B-1 Operations Department Report

B-2 Maintenance Department Report

B-3 Finance Department Report

B-4 Engineering Department Report

B-5 Information Services Report

B-6 Personnel Services Report

B-7 Regulatory Services Report

B-8 General Manager's Report

Current Business

C-1 Discuss and Consider Adopting Resolution No. 07-18-24-17 Calling for the 2024 District Election and Consolidating it with the Mono County General Election

C-2 Quarterly Water Supply Update

C-3 Presentation of the MCWD 2023 Annual Report on Key Projects, Programs, and System Improvements

Board Member's Committee Reports

Committee Meetings Held:

LAFCO – June 13, 2024

Technical Services Committee – July 17, 2024

Investment Committee – July 17, 2024

Finance Committee – July 17, 2024

Directors Comments, Requests, and Reports

Attorney's Report

Closed Session

None.

Adjournment

NOTE: Items listed on the agenda may be reviewed or acted upon by the Board in any order or sequence. The items are listed for identification purposes only.

The meeting will be held in the conference room at the District facility located one mile east of Old Mammoth Road on Meridian Boulevard, just off Highway 203, Mammoth Lakes, California.



MARK BUSBY
General Manager

Date of Issuance: Friday, July 12, 2024

Posted: MCWD Office
MCWD Website: www.mcwd.dst.ca.us
cc: Members, Board of Directors
Town of Mammoth Lakes
KMMT, KIBS, KSRW Radio

In compliance with the Americans with Disabilities Act, if you need a disability related modification or accommodation to participate in this meeting, please call Leanna Block at (760) 934-2596 at least one full day before the meeting.

Documents and material relating to an open session agenda item that are provided to the Mammoth Community Water District Board of Directors less than 72 hours prior to a regular meeting will be available for public inspection and copying at the District facility located at 1315 Meridian Boulevard, Mammoth Lakes, California.



MAMMOTH COMMUNITY WATER DISTRICT
Post Office Box 597
Mammoth Lakes, California 93546-0597

NOTICE OF A TECHNICAL SERVICES COMMITTEE MEETING

NOTICE IS HEREBY GIVEN that the Technical Services Committee of the Board of Directors of the Mammoth Community Water District will hold a **TECHNICAL SERVICES COMMITTEE MEETING** to be held **WEDNESDAY, JULY 17, 2024** at **8:00 A.M.**

Please Note:

Members of the public will have the opportunity to directly address the District Board of Directors concerning any item listed on the Agenda below before or during consideration of that item.

The agenda items are:

1. Review of the Operations Department Report (B-1)
2. Review of the Maintenance Department Report (B-2)
3. Review of the Engineering Department Report (B-4)
4. Review of the Information Services Report (B-5)
5. Review of the Regulatory Services Report (B-7)
6. Discuss the MOU with Mono County for Extended WW Sampling (A-4)
7. Discuss USGS Lease Agreement Extension (A-5)
8. Discuss Quarterly Water Supply Update (C-2)
9. Discuss the MCWD 2023 Annual Report on Key Projects, Programs, and System Improvements (C-3)
10. Discussion / Questions Regarding Other Department Reports
 - B-3 Finance Department Report
 - B-6 Personnel Services Report
 - B-8 General Manager's Report

The meeting will be held in the conference room at the District facility located one mile east of Old Mammoth Road on Meridian Boulevard, just off Highway 203, Mammoth Lakes, California.



MARK BUSBY
General Manager

Date of Issuance: Friday, July 12, 2024

Posted: MCWD Office

MCWD Website: www.mcwd.dst.ca.us

cc: Members, Board of Directors

Town of Mammoth Lakes

KMMT, KIBS, KSRW Radio

If you are an individual with a disability and need assistance or accommodation to participate in this Board meeting at any time, please call Leanna Block at (760) 934-2596, ext. 218, or email Mrs. Block at: LBlock@mcwd.dst.ca.us.

Documents and material relating to an open session agenda item that are provided to the Mammoth Community Water District Board of Directors less than 72 hours prior to a regular meeting will be available for public inspection and copying at the District facility located at 1315 Meridian Boulevard, Mammoth Lakes, California.



MAMMOTH COMMUNITY WATER DISTRICT
Post Office Box 597
Mammoth Lakes, California 93546-0597

NOTICE OF AN INVESTMENT COMMITTEE MEETING

NOTICE IS HEREBY GIVEN that the Investment Committee of the Board of Directors of the Mammoth Community Water District will hold an **INVESTMENT COMMITTEE MEETING** on **WEDNESDAY, JULY 17, 2024** at **12:00 P.M.**

Please Note:

Members of the public will have the opportunity to directly address the District Board of Directors concerning any item listed on the Agenda below before or during consideration of that item.

Please Note:

*Director Hylton will be participating by video/teleconference from the following location:
11266 Pine Beach Peninsula, Brainerd, MN 56401*

The agenda items are:

1. Review Management of Investment Accounts with Advisors from Chandler Asset Management, Inc. (CAM)
2. Provide Direction to General Manager to Maintain or Change Current Allocation of Investments, Maintain or Change Specific Investments, or Make a Combination of Changes to Allocations or Investments to Meet Cash Flow Objectives

The meeting will be held in the conference room at the District facility located one mile east of Old Mammoth Road on Meridian Boulevard, just off Highway 203, Mammoth Lakes, California.

A handwritten signature in blue ink, appearing to read "Mark Busby".

MARK BUSBY
General Manager

Date of Issuance: Friday, July 12, 2024

07/17/2024

MCWD Investment Committee Meeting

Posted: MCWD Office

MCWD Website: www.mcwd.dst.ca.us

cc: Members, Board of Directors

Town of Mammoth Lakes

KMMT, KIBS, KSRW Radio

If you are an individual with a disability and need assistance or accommodation to participate in this Board meeting at any time, please call Leanna Block at (760) 934-2596, ext. 218, or email Mrs. Block at: LBlock@mcwd.dst.ca.us.

Documents and material relating to an open session agenda item that are provided to the Mammoth Community Water District Board of Directors less than 72 hours prior to a regular meeting will be available for public inspection and copying at the District facility located at 1315 Meridian Boulevard, Mammoth Lakes, California.



MAMMOTH COMMUNITY WATER DISTRICT
Post Office Box 597
Mammoth Lakes, California 93546-0597

NOTICE OF A FINANCE COMMITTEE MEETING

NOTICE IS HEREBY GIVEN that the Finance Committee of the Board of Directors of the Mammoth Community Water District will hold a **FINANCE COMMITTEE MEETING** on **WEDNESDAY, JULY 17, 2024** at **1:00 P.M.**

Please Note:

Members of the public will have the opportunity to directly address the District Board of Directors concerning any item listed on the Agenda below before or during consideration of that item.

The agenda items are:

1. Review and Approve the Board of Director Payment Requests for May and June 2024
2. Review and Approve the Accounts Payable Payment Vouchers for May and June 2024
3. Discuss and Review the May and June 2024 Check Registers (A-1)
4. Discuss the Finance Department Report (B-3)
5. Update on Bid Selection Process for Campus Paving Project
6. Discussion / Questions Regarding Other Department Reports
 - B-1 Operations Department Report
 - B-2 Maintenance Department Report
 - B-4 Engineering Department Report
 - B-5 Information Services Report
 - B-6 Personnel Services Report
 - B-7 Regulatory Services Report
 - B-8 General Manager's Report

The meeting will be held in the conference room at the District facility located one mile east of Old Mammoth Road on Meridian Boulevard, just off Highway 203, Mammoth Lakes, California.



MARK BUSBY
General Manager

Date of Issuance: Friday, July 12, 2024

Posted: MCWD Office
MCWD Website: www.mcwd.dst.ca.us
cc: Members, Board of Directors
Town of Mammoth Lakes
KMMT, KIBS, KSRW Radio

If you are an individual with a disability and need assistance or accommodation to participate in this Board meeting at any time, please call Leanna Block at (760) 934-2596, ext. 218, or email Mrs. Block at: LBlock@mcwd.dst.ca.us.

Documents and material relating to an open session agenda item that are provided to the Mammoth Community Water District Board of Directors less than 72 hours prior to a regular meeting will be available for public inspection and copying at the District facility located at 1315 Meridian Boulevard, Mammoth Lakes, California.



Board Check Register

By Vendor Name

Payment Dates 5/1/2024 - 5/31/2024

Payment Date	Payment Number	Description (Payable)	Account Number	Project Account Key	Amount
Vendor: 00016 - ACWA / JPIA (HBA)					
05/09/2024	10865	Dental Insurance	10-000-2150		540.61
05/09/2024	10865	Life Insurance	10-000-2150		38.94
05/09/2024	10865	Premiums	10-000-2150		8,489.97
05/09/2024	10865	VSP	10-000-2150		122.00
05/09/2024	10865	Dental Insurance	10-000-2150		2,203.28
05/09/2024	10865	Dental Insurance	20-000-2150		1,194.08
05/09/2024	10865	Dental Insurance	30-000-2150		1,263.96
05/09/2024	10865	EAP	10-000-2150		42.16
05/09/2024	10865	EAP	20-000-2150		17.40
05/09/2024	10865	EAP	30-000-2150		19.80
05/09/2024	10865	Life Insurance - Dependent	10-000-2150		4.96
05/09/2024	10865	Life Insurance - Dependent	20-000-2150		2.24
05/09/2024	10865	Life Insurance - Dependent	30-000-2150		2.10
05/09/2024	10865	Life Insurance	10-000-2150		580.00
05/09/2024	10865	Life Insurance	20-000-2150		160.00
05/09/2024	10865	Life Insurance	30-000-2150		142.00
05/09/2024	10865	Life Insurance	10-000-2150		169.31
05/09/2024	10865	Life Insurance	20-000-2150		109.64
05/09/2024	10865	Life Insurance	30-000-2150		109.35
05/09/2024	10865	Life Insurance - Supplemental	20-000-2150		15.00
05/09/2024	10865	Life Insurance - Supplemental	30-000-2150		15.00
05/09/2024	10865	Premiums	10-000-2150		31,901.70
05/09/2024	10865	Premiums	20-000-2150		16,940.24
05/09/2024	10865	Premiums	30-000-2150		17,458.11
05/09/2024	10865	VSP	10-000-2150		488.00
05/09/2024	10865	VSP	20-000-2150		268.46
05/09/2024	10865	VSP	30-000-2150		268.34
05/09/2024	10865	Premium Adjustment	10-000-6020		3,324.85
Vendor 00016 - ACWA / JPIA (HBA) Total:					85,891.50
Vendor: 00025 - AFLAC					
05/31/2024	DFT0000945	AFLAC	10-000-2170		25.48
05/31/2024	DFT0000945	AFLAC	20-000-2170		6.05
05/31/2024	DFT0000945	AFLAC	20-000-2170		51.57
05/31/2024	DFT0000945	AFLAC	30-000-2170		27.57
05/31/2024	DFT0000945	AFLAC	30-000-2170		3.65
05/31/2024	DFT0000956	AFLAC	10-000-2170		25.48
05/31/2024	DFT0000956	AFLAC	20-000-2170		6.06
05/31/2024	DFT0000956	AFLAC	20-000-2170		51.57
05/31/2024	DFT0000956	AFLAC	30-000-2170		27.57
05/31/2024	DFT0000956	AFLAC	30-000-2170		3.64
Vendor 00025 - AFLAC Total:					228.64
Vendor: 00048 - Allied Wire & Cable, Inc.					
05/16/2024	10878	Wire for Sludge Pump 1	30-240-6145		1,503.12
Vendor 00048 - Allied Wire & Cable, Inc. Total:					1,503.12
Vendor: 00063 - American Business Machines Co.					
05/01/2024	10859	Ops Printer Agreement	10-000-6180		132.05
05/09/2024	10866	Printer/Copier Agreement	10-000-6180		1,173.10
05/09/2024	10866	Printer/Copier Agreement	10-000-6180		73.67
05/24/2024	10884	Ops Printer/Copier Agreement	10-000-6180		61.40
05/24/2024	10884	Printer Cartridge Shipping	10-000-6180		15.00
Vendor 00063 - American Business Machines Co. Total:					1,455.22

Board Check Register

Payment Dates: 5/1/2024 - 5/31/2024

Payment Date	Payment Number	Description (Payable)	Account Number	Project Account Key	Amount
Vendor: 00068 - Amerigas (Offices)					
05/29/2024	4949	Propane - District Offices	10-000-6231		1,166.94
					Vendor 00068 - Amerigas (Offices) Total:
					1,166.94
Vendor: 02239 - APGN, Inc.					
05/08/2024	4882	APG Neuros Maintenance Contract	30-240-6100		16,775.00
					Vendor 02239 - APGN, Inc. Total:
					16,775.00
Vendor: 01963 - APS Water Services Corporation					
05/09/2024	10867	Lab Supplies	10-210-6180		2,804.13
					Vendor 01963 - APS Water Services Corporation Total:
					2,804.13
Vendor: 00111 - AT&T					
05/15/2024	4912	FirstNet	10-130-6105		521.68
					Vendor 00111 - AT&T Total:
					521.68
Vendor: 00123 - Babcock Laboratories, Inc.					
05/08/2024	4883	Lab Services	20-210-6111		2,417.87
05/08/2024	4883	Lab Services	20-210-6111		2,467.42
05/08/2024	4883	Lab Services	10-210-6111		59.45
05/08/2024	4883	Lab Services	30-210-6111		414.90
05/23/2024	4928	Lab Services	20-210-6111		653.73
					Vendor 00123 - Babcock Laboratories, Inc. Total:
					6,013.37
Vendor: 00131 - Bartkiewicz, Kronick & Shanahan					
05/24/2024	10885	Legal Services	10-100-6140		3,515.00
					Vendor 00131 - Bartkiewicz, Kronick & Shanahan Total:
					3,515.00
Vendor: 00139 - Berchtold Equipment Company					
05/09/2024	10868	Travel Charges for Snow Blower Warranty Work	10-310-6145		1,155.00
					Vendor 00139 - Berchtold Equipment Company Total:
					1,155.00
Vendor: 02162 - BMI Systems Group					
05/15/2024	4913	Barcode/Scanning Software Maintenance	10-120-6105		590.00
05/29/2024	4950	Inventory Scanner	10-120-6120		3,034.00
05/29/2024	4950	Inventory Scanner	10-120-6120		400.00
05/29/2024	4950	Inventory Scanner	10-120-6120		169.00
05/29/2024	4950	Inventory Scanner	10-120-6120		125.00
					Vendor 02162 - BMI Systems Group Total:
					4,318.00
Vendor: 00167 - Bogie's Pump Systems					
05/29/2024	4951	Rebuild Kit for Gorman Rupp Return Pump	30-240-6145		1,667.26
					Vendor 00167 - Bogie's Pump Systems Total:
					1,667.26
Vendor: 00169 - Borges & Mahoney, Inc.					
05/08/2024	4884	Annual CL2 Regulator PMs, Heater Assembly, Sensors	30-240-6145		1,123.67
05/08/2024	4884	Annual CL2 Regulator PMs, Heater Assembly, Sensors	30-240-6145		93.93
05/08/2024	4884	Annual CL2 Regulator PMs, Heater Assembly, Sensors	30-240-6145		996.95
					Vendor 00169 - Borges & Mahoney, Inc. Total:
					2,214.55
Vendor: 00201 - CA Tax Payment ACH					
05/08/2024	DFT0000947	CA SWT and CASDI	10-000-2210		4,543.95
05/08/2024	DFT0000947	CA SWT and CASDI	10-000-2210		1,054.83
05/08/2024	DFT0000947	CA SWT and CASDI	20-000-2210		489.63
05/08/2024	DFT0000947	CA SWT and CASDI	20-000-2210		1,573.15
05/08/2024	DFT0000947	CA SWT and CASDI	30-000-2210		1,926.07
05/08/2024	DFT0000947	CA SWT and CASDI	30-000-2210		519.82
05/16/2024	DFT0000936	CA SWT and CASDI	10-000-2210		50.00
05/22/2024	DFT0000958	CA SWT and CASDI	10-000-2210		1,058.87
05/22/2024	DFT0000958	CA SWT and CASDI	10-000-2210		4,585.37
05/22/2024	DFT0000958	CA SWT and CASDI	20-000-2210		474.55

Board Check Register

Payment Dates: 5/1/2024 - 5/31/2024

Payment Date	Payment Number	Description (Payable)	Account Number	Project Account Key	Amount
05/22/2024	DFT0000958	CA SWT and CASDI	20-000-2210		1,476.98
05/22/2024	DFT0000958	CA SWT and CASDI	30-000-2210		1,825.27
05/22/2024	DFT0000958	CA SWT and CASDI	30-000-2210		505.86
Vendor 00201 - CA Tax Payment ACH Total:					20,084.35
Vendor: 00205 - California Broadband Cooperative					
05/15/2024	4914	Internet Service	10-130-6105		917.95
Vendor 00205 - California Broadband Cooperative Total:					917.95
Vendor: 02559 - California Fair Plan Association					
05/15/2024	4915	Property Insurance - Block	96-000-2000		2,174.37
Vendor 02559 - California Fair Plan Association Total:					2,174.37
Vendor: 02436 - California Franchise Tax Board					
05/08/2024	4885	JK-104-5434	20-000-2170		150.96
05/08/2024	4885	JK-104-5434	30-000-2170		150.93
05/23/2024	4929	Acct. No. JK-104-5434	20-000-2170		150.95
05/23/2024	4929	Acct. No. JK-104-5434	30-000-2170		150.94
Vendor 02436 - California Franchise Tax Board Total:					603.78
Vendor: 02179 - California State Disbursement Unit					
05/08/2024	DFT0000940	Ca. Child Support	20-000-2170		46.16
05/08/2024	DFT0000940	Ca. Child Support	30-000-2170		46.14
05/22/2024	DFT0000951	Ca. Child Support	20-000-2170		46.16
05/22/2024	DFT0000951	Ca. Child Support	30-000-2170		46.14
Vendor 02179 - California State Disbursement Unit Total:					184.60
Vendor: 00211 - California Surveying & Drafting Supply, Inc.					
05/23/2024	4930	Battery Packs/Chargers	20-310-6120		1,833.74
Vendor 00211 - California Surveying & Drafting Supply, Inc. Total:					1,833.74
Vendor: 00220 - Carmichael Business Technology					
05/08/2024	4886	Hard Drives for GIS Server	10-130-6181		1,291.75
05/29/2024	4952	VOIP	10-000-6210		657.09
05/29/2024	4952	Monthly IT Agreement	10-130-6106		3,356.66
Vendor 00220 - Carmichael Business Technology Total:					5,305.50
Vendor: 02558 - Carol Harding					
05/08/2024	4887	HET Rebate (2)	10-105-6237		400.00
Vendor 02558 - Carol Harding Total:					400.00
Vendor: 00237 - Cashman Equipment Co.					
05/01/2024	10860	Coolant Leak Diagnostic - #41	10-310-6155		223.61
Vendor 00237 - Cashman Equipment Co. Total:					223.61
Vendor: 02560 - Checkered Moose, LLC					
05/15/2024	4916	HET Rebate (2)	10-105-6237		400.00
Vendor 02560 - Checkered Moose, LLC Total:					400.00
Vendor: 01957 - City of Fallon					
05/15/2024	4917	Sludge Disposal	30-240-6102		5,130.17
Vendor 01957 - City of Fallon Total:					5,130.17
Vendor: 00306 - Conriquez Cleaning					
05/08/2024	4888	Janatorial Services	10-000-6150		2,781.33
Vendor 00306 - Conriquez Cleaning Total:					2,781.33
Vendor: 00340 - CWEA Sierra Section					
05/08/2024	4889	Awards Banquet	10-200-6215		100.00
05/08/2024	4889	Awards Banquet	10-210-6215		100.00
05/08/2024	4889	Awards Banquet	10-310-6215		400.00
05/08/2024	4889	Awards Banquet	10-320-6215		100.00
Vendor 00340 - CWEA Sierra Section Total:					700.00
Vendor: 02447 - Denise Schneider					
05/30/2024	10895	Health and Wellness	10-110-6200		40.00
Vendor 02447 - Denise Schneider Total:					40.00

Board Check Register

Payment Dates: 5/1/2024 - 5/31/2024

Payment Date	Payment Number	Description (Payable)	Account Number	Project Account Key	Amount
Vendor: 00438 - Designs Unlimited					
05/08/2024	4891	Logo Printing on Work Shirts - Larson	10-310-6124		60.00
05/08/2024	4891	Work Shirts for Mechanical Maintenance	10-320-6124		220.00
Vendor 00438 - Designs Unlimited Total:					280.00
Vendor: 00439 - Dewey Pest Control					
05/08/2024	4892	Pest Control	10-000-6150		202.00
Vendor 00439 - Dewey Pest Control Total:					202.00
Vendor: 00452 - DIY Home Center					
05/01/2024	10861	Electrical Supplies	30-240-6145		9.19
05/01/2024	10861	Reel of Non-Metal Flexible Conduit	30-240-6145		144.71
05/01/2024	10861	Socket Sets	30-240-6120		65.91
05/01/2024	10861	Woodpecker Deterrent for VSB	10-330-6150		13.16
05/09/2024	10869	Mouse Traps, Spray Bottle	20-220-6180		9.68
05/09/2024	10869	Carwash Supplies	20-220-6155		14.04
05/09/2024	10869	Batteries	10-310-6180		19.38
05/09/2024	10869	PVC Adapter	20-220-6150		3.00
05/09/2024	10869	Rubber Hose	30-240-6145		13.05
05/09/2024	10869	Conduit Bender	10-330-6120		43.63
05/09/2024	10869	Tire Repair Plugs	20-220-6155		4.35
05/16/2024	10879	Cleaning Brushes	10-330-6180		19.84
05/16/2024	10879	Misc. Supplies, Crimper	30-240-6120		12.59
05/16/2024	10879	Misc. Supplies, Crimper	30-240-6180		14.54
05/16/2024	10879	Pickup Tool	10-310-6120		5.81
05/16/2024	10879	Glue, Broom	10-310-6120		23.25
05/16/2024	10879	Glue, Broom	10-310-6180		8.72
05/24/2024	10886	Power Strip	10-310-6120		27.14
05/24/2024	10886	Operating Supplies	10-320-6180		48.03
05/24/2024	10886	Fittings and Misc. HW	10-330-6180		37.10
05/24/2024	10886	Faucet	10-330-6150		95.01
05/24/2024	10886	Misc. HW	10-330-6150		5.13
05/24/2024	10886	PVC Pipe, Fittings	30-240-6145		188.17
05/30/2024	10896	PVC Pipe and Fittings	30-240-6145		14.03
Vendor 00452 - DIY Home Center Total:					839.46
Vendor: 00208 - DMV					
05/15/2024	4918	PTI Fee - Snowcat Trailer	10-330-6155		10.00
Vendor 00208 - DMV Total:					10.00
Vendor: 00477 - Doug Bender					
05/23/2024	4931	HET Rebate (2)	10-105-6237		400.00
Vendor 00477 - Doug Bender Total:					400.00
Vendor: 02562 - Eastern Sierra Appraisals					
05/24/2024	10887	311 Mono Street Appraisal	96-000-6110		500.00
Vendor 02562 - Eastern Sierra Appraisals Total:					500.00
Vendor: 00569 - Federal Tax Payment ACH					
05/08/2024	DFT0000946	Federal Deposit	10-000-2200		2,788.16
05/08/2024	DFT0000946	Federal Deposit	10-000-2200		11,558.50
05/08/2024	DFT0000946	Federal Deposit	20-000-2200		4,502.46
05/08/2024	DFT0000946	Federal Deposit	20-000-2200		1,300.64
05/08/2024	DFT0000946	Federal Deposit	30-000-2200		1,383.36
05/08/2024	DFT0000946	Federal Deposit	30-000-2200		5,230.85
05/16/2024	DFT0000935	Federal Deposit	10-000-2200		200.00
05/16/2024	DFT0000935	Federal Deposit	10-000-2200		83.88
05/16/2024	DFT0000935	Federal Deposit	10-000-2200		358.64
05/22/2024	DFT0000957	Federal Deposit	10-000-2200		11,676.22
05/22/2024	DFT0000957	Federal Deposit	10-000-2200		2,801.94
05/22/2024	DFT0000957	Federal Deposit	20-000-2200		70.32
05/22/2024	DFT0000957	Federal Deposit	20-000-2200		1,263.04

Board Check Register

Payment Dates: 5/1/2024 - 5/31/2024

Payment Date	Payment Number	Description (Payable)	Account Number	Project Account Key	Amount
05/22/2024	DFT0000957	Federal Deposit	20-000-2200		4,145.30
05/22/2024	DFT0000957	Federal Deposit	30-000-2200		4,839.69
05/22/2024	DFT0000957	Federal Deposit	30-000-2200		1,348.34
05/22/2024	DFT0000957	Federal Deposit	30-000-2200		70.30
Vendor 00569 - Federal Tax Payment ACH Total:					53,621.64
Vendor: 00571 - FedEx Freight					
05/23/2024	4932	Shipping Charges - Wire from Genuine Cable	30-330-6145		932.67
Vendor 00571 - FedEx Freight Total:					932.67
Vendor: 00572 - Ferguson Waterworks # 1423					
05/15/2024	4919	20' Meter Antennas	10-000-1200		493.33
05/23/2024	4933	R450 Collector Repair	20-320-6145		2,316.63
Vendor 00572 - Ferguson Waterworks # 1423 Total:					2,809.96
Vendor: 00608 - Frontier					
05/23/2024	4934	Internet Service - GWTPs	10-130-6105		162.47
Vendor 00608 - Frontier Total:					162.47
Vendor: 02561 - Good Life Cafe					
05/16/2024	4927	Mandated Training Food	10-110-6200		660.00
Vendor 02561 - Good Life Cafe Total:					660.00
Vendor: 00662 - Grainger, Inc.					
05/01/2024	10862	Shovels, Batteries	10-000-1200		444.70
05/09/2024	10870	Trash Bags	10-000-6180		164.69
05/09/2024	10870	Shipping Boxes	10-000-6180		13.47
05/16/2024	10880	Batteries, Gloves, Etc.	10-000-1200		1,821.36
05/16/2024	10880	Tripod Light	10-310-6120		263.99
05/16/2024	10880	Picnic Tables	10-000-6120		3,294.31
05/16/2024	10880	Laser Pointer	10-320-6120		40.48
05/16/2024	10880	Operating Supplies	10-320-6180		783.44
05/16/2024	10880	Flashlights, Center Punches, Sump Pumps	10-320-6120		615.07
05/24/2024	10888	Hard Hats, Safety Glasses, Gloves, Etc.	10-000-1200		780.38
05/24/2024	10888	Hard Hats, Safety Glasses, Gloves, Etc.	10-000-6180		212.27
05/30/2024	10897	Leader Hoses	10-320-6120		90.79
Vendor 00662 - Grainger, Inc. Total:					8,524.95
Vendor: 00666 - Great Basin Unified APCD					
05/15/2024	4920	UST Annual Renewal Fee	10-000-6205		129.00
Vendor 00666 - Great Basin Unified APCD Total:					129.00
Vendor: 02556 - Gregg Martino					
05/08/2024	4893	HET Rebate	10-105-6237		200.00
Vendor 02556 - Gregg Martino Total:					200.00
Vendor: 00685 - Hach Company					
05/08/2024	4894	Lab Supplies	30-210-6180		2,739.06
05/08/2024	4894	Lab Supplies	20-210-6180		440.70
05/08/2024	4894	Lab Supplies	30-210-6180		440.70
05/08/2024	4894	Lab Supplies	20-210-6180		414.84
05/23/2024	4935	Lab Supplies	30-210-6180		714.39
Vendor 00685 - Hach Company Total:					4,749.69
Vendor: 00687 - Hardy Diagnostics					
05/09/2024	10871	Lab Supplies	20-210-6180		524.12
05/09/2024	10871	Lab Supplies	30-210-6180		244.63
05/09/2024	10871	Lab Supplies	20-210-6180		121.80
Vendor 00687 - Hardy Diagnostics Total:					890.55
Vendor: 02388 - Health Equity, Inc.					
05/08/2024	DFT0000943	HSA	10-000-2151		387.24

Board Check Register

Payment Dates: 5/1/2024 - 5/31/2024

Payment Date	Payment Number	Description (Payable)	Account Number	Project Account Key	Amount
05/22/2024	DFT0000954	HSA	10-000-2151		387.24
Vendor 02388 - Health Equity, Inc. Total:					774.48
Vendor: 00705 - High Country Lumber, Inc.					
05/08/2024	4895	PVC Cement and Primer	10-320-6180		27.99
05/08/2024	4895	Conduit	30-240-6145		17.23
05/08/2024	4895	Concrete Mix	30-310-6145		491.95
05/15/2024	4921	Misc. HW	30-240-6145		31.81
05/15/2024	4921	Hose, Sprinkler	10-000-6120		53.86
05/15/2024	4921	Hose, Sprinkler	10-320-6120		28.01
05/15/2024	4921	Mechanic Tool Set, Tape Measurer	10-330-6120		230.56
05/15/2024	4921	Hose Nozzle	20-220-6120		14.00
05/15/2024	4921	Garden Sprayer, Muriatic Acid	30-240-6120		37.70
05/15/2024	4921	Garden Sprayer, Muriatic Acid	30-240-6180		38.76
05/23/2024	4936	Bushings, Pipe Straps	10-330-6180		7.63
05/23/2024	4936	PVC Unions, PVC Primer	30-240-6145		43.70
Vendor 00705 - High Country Lumber, Inc. Total:					1,023.20
Vendor: 00723 - Idexx Distribution, Inc.					
05/15/2024	4922	Lab Supplies	20-210-6180		60.47
05/15/2024	4922	Lab Supplies	30-210-6180		15.12
Vendor 00723 - Idexx Distribution, Inc. Total:					75.59
Vendor: 00725 - Infosend, Inc.					
05/24/2024	10889	UB Statement Processing	10-120-6100		1,884.58
Vendor 00725 - Infosend, Inc. Total:					1,884.58
Vendor: 00728 - International Union of Operating Engineers					
05/08/2024	4896	Union Dues	10-000-2170		154.00
05/08/2024	4896	Union Dues	20-000-2170		154.07
05/08/2024	4896	Union Dues	30-000-2170		153.93
Vendor 00728 - International Union of Operating Engineers Total:					462.00
Vendor: 00745 - Jack Henry & Associates, Inc.					
05/23/2024	4937	RemitPlus Annual Software Maintenance	10-120-6105		2,652.78
Vendor 00745 - Jack Henry & Associates, Inc. Total:					2,652.78
Vendor: 02557 - Jeff Ginsberg					
05/08/2024	4897	HET Rebate	10-105-6237		189.99
Vendor 02557 - Jeff Ginsberg Total:					189.99
Vendor: 00993 - KIBS-FM					
05/09/2024	10872	Advertising	10-105-6190		1,050.00
Vendor 00993 - KIBS-FM Total:					1,050.00
Vendor: 01003 - KMMT-FM					
05/08/2024	4898	Advertising	10-105-6190		500.00
Vendor 01003 - KMMT-FM Total:					500.00
Vendor: 00052 - Linde Gas & Equipment, Inc.					
05/08/2024	4899	Welding Supplies	10-000-6180		101.40
05/08/2024	4899	Welding Supplies	10-000-6180		68.32
05/08/2024	4899	Welding Supplies	10-000-6180		68.32
Vendor 00052 - Linde Gas & Equipment, Inc. Total:					238.04
Vendor: 01099 - Mammoth Disposal					
05/08/2024	4900	Trash Service	10-000-6100		1,929.74
05/08/2024	4900	Recycling	10-000-6100		147.00
05/08/2024	4900	Recycling	10-000-6100		136.50
Vendor 01099 - Mammoth Disposal Total:					2,213.24
Vendor: 01117 - Mammoth Times					
05/09/2024	10873	Job Ads	10-110-6190		181.66
05/24/2024	10890	Job Ads	10-110-6190		222.06
Vendor 01117 - Mammoth Times Total:					403.72

Board Check Register

Payment Dates: 5/1/2024 - 5/31/2024

Payment Date	Payment Number	Description (Payable)	Account Number	Project Account Key	Amount
Vendor: 01159 - Marshalle Wells					
05/23/2024	4938	HET Rebate	10-105-6237		200.00
Vendor 01159 - Marshalle Wells Total:					200.00
Vendor: 02456 - McGinley and Associates, Inc.					
05/30/2024	10898	Hydraulic Monitoring - February Billing	20-400-6110		24,474.14
05/30/2024	10898	Hydraulic Monitoring - March Billing	20-400-6110		39,183.81
05/30/2024	10898	Hydraulic Monitoring - April Billing	20-400-6110		6,284.57
Vendor 02456 - McGinley and Associates, Inc. Total:					69,942.52
Vendor: 01183 - McMaster-Carr Supply Co.					
05/08/2024	4901	Pipe Fittings	30-240-6145		40.49
05/08/2024	4901	Grounded Receptacle	30-240-6145		48.79
05/23/2024	4939	Flared Fittings, Conduit Cutter	10-320-6120		80.06
05/23/2024	4939	Flared Fittings, Conduit Cutter	20-320-6145		124.13
Vendor 01183 - McMaster-Carr Supply Co. Total:					293.47
Vendor: 02449 - Michael Draper					
05/16/2024	10881	Mileage and Meal Reimbursement	10-105-6220		342.05
Vendor 02449 - Michael Draper Total:					342.05
Vendor: 01240 - Mission Linen Supply					
05/08/2024	4902	Linen and Uniform Service	10-000-6180		944.27
05/08/2024	4902	Linen and Uniform Service	10-000-6180		48.44
Vendor 01240 - Mission Linen Supply Total:					992.71
Vendor: 01259 - Montrose Environmental Solutions, Inc.					
05/09/2024	10874	ROAR Form Submittal	10-120-6110		93.75
05/09/2024	10874	CARB Consulting	10-120-6110		573.06
Vendor 01259 - Montrose Environmental Solutions, Inc. Total:					666.81
Vendor: 02228 - Mountain Carpet Services, Inc.					
05/23/2024	4940	Flooring Deposit - CS2	96-000-6115		3,060.37
Vendor 02228 - Mountain Carpet Services, Inc. Total:					3,060.37
Vendor: 01262 - Mountain Meadows HOA					
05/29/2024	4953	Dues Increase June-March	96-000-6115		550.00
Vendor 01262 - Mountain Meadows HOA Total:					550.00
Vendor: 00609 - Orion					
05/08/2024	DFT0000937	457b Roth EE Contribution	10-000-2161		338.02
05/08/2024	DFT0000937	457b Roth EE Contribution	20-000-2161		305.10
05/08/2024	DFT0000937	457b Roth EE Contribution	30-000-2161		607.42
05/08/2024	DFT0000938	457B EE Contribution	10-000-2161		6,711.23
05/08/2024	DFT0000938	457B EE Contribution	20-000-2161		1,950.03
05/08/2024	DFT0000938	457B EE Contribution	30-000-2161		1,449.97
05/08/2024	DFT0000939	457b EE Contribution	10-000-2161		2,506.80
05/08/2024	DFT0000939	457b EE Contribution	20-000-2161		2,001.33
05/08/2024	DFT0000939	457b EE Contribution	30-000-2161		2,637.70
05/08/2024	DFT0000944	401A/457 ER	10-000-2160		76.95
05/08/2024	DFT0000944	401A/457 ER	10-000-2160		19,178.57
05/08/2024	DFT0000944	401A/457 ER	10-000-2160		1,713.85
05/08/2024	DFT0000944	401A/457 ER	20-000-2160		854.82
05/08/2024	DFT0000944	401A/457 ER	30-000-2160		8,900.13
05/08/2024	DFT0000944	401A/457 ER	20-000-2160		9,453.80
05/08/2024	DFT0000944	401A/457 ER	30-000-2160		909.97
05/22/2024	DFT0000948	457b Roth EE Contribution	10-000-2161		338.02
05/22/2024	DFT0000948	457b Roth EE Contribution	20-000-2161		294.47
05/22/2024	DFT0000948	457b Roth EE Contribution	30-000-2161		587.53
05/22/2024	DFT0000949	457B EE Contribution	10-000-2161		6,821.23
05/22/2024	DFT0000949	457B EE Contribution	20-000-2161		2,141.97
05/22/2024	DFT0000949	457B EE Contribution	30-000-2161		1,449.93

Board Check Register

Payment Dates: 5/1/2024 - 5/31/2024

Payment Date	Payment Number	Description (Payable)	Account Number	Project Account Key	Amount
05/22/2024	DFT0000950	457b EE Contribution	10-000-2161		2,506.80
05/22/2024	DFT0000950	457b EE Contribution	20-000-2161		1,734.37
05/22/2024	DFT0000950	457b EE Contribution	30-000-2161		2,416.85
05/22/2024	DFT0000955	401A Pension	10-000-2160		76.95
05/22/2024	DFT0000955	401A Pension	10-000-2160		1,775.61
05/22/2024	DFT0000955	401A Pension	10-000-2160		19,252.16
05/22/2024	DFT0000955	401A Pension	20-000-2160		8,512.68
05/22/2024	DFT0000955	401A Pension	20-000-2160		840.04
05/22/2024	DFT0000955	401A Pension	30-000-2160		9,086.47
05/22/2024	DFT0000955	401A Pension	30-000-2160		897.22
Vendor 00609 - Orion Total:					118,327.99
Vendor: 02230 - Park Consulting Group, Inc.					
05/09/2024	10875	EnerGov Consulting	10-130-6106		900.00
Vendor 02230 - Park Consulting Group, Inc. Total:					900.00
Vendor: 02440 - Parra Environmental Training					
05/23/2024	4941	Asbestos Cement Pipe Refresher Training	10-110-6200		2,000.00
Vendor 02440 - Parra Environmental Training Total:					2,000.00
Vendor: 01380 - Phenova					
05/23/2024	4942	Required Proficiency Testing	30-210-6110		773.53
Vendor 01380 - Phenova Total:					773.53
Vendor: 01394 - Pitney Bowes Global					
05/15/2024	4923	Quarterly Postage Meter Lease Payment	10-000-6185		195.25
Vendor 01394 - Pitney Bowes Global Total:					195.25
Vendor: 01438 - Rich Environmental Services					
05/08/2024	4903	Monthly Tank Inspections	10-000-6100		150.00
Vendor 01438 - Rich Environmental Services Total:					150.00
Vendor: 01610 - Sierra Automated Valve Services, Inc.					
05/08/2024	4904	Swing Check for Twin Falls Lift Station	30-320-6145		1,877.00
Vendor 01610 - Sierra Automated Valve Services, Inc. Total:					1,877.00
Vendor: 01617 - Sierra Geotechnical Services					
05/08/2024	4905	Lab Testing	22-000-1301	23W04CS	464.50
Vendor 01617 - Sierra Geotechnical Services Total:					464.50
Vendor: 01639 - Snowcreek Athletic Club					
05/23/2024	4943	Snowcreek Dues	10-000-2170		368.00
05/23/2024	4943	Snowcreek Dues	20-000-2170		411.52
05/23/2024	4943	Snowcreek Dues	30-000-2170		151.48
Vendor 01639 - Snowcreek Athletic Club Total:					931.00
Vendor: 01645 - Solenis, LLC					
05/08/2024	4906	Praestol K 275 FLX	30-240-6179		20,924.19
Vendor 01645 - Solenis, LLC Total:					20,924.19
Vendor: 01650 - Southern California Edison - District					
05/08/2024	4907	Electricity	10-000-6230		7,239.71
05/08/2024	4907	Electricity	20-220-6230		16,158.77
05/08/2024	4907	Electricity	20-230-6230		310.78
05/08/2024	4907	Electricity	30-240-6230		1,731.76
Vendor 01650 - Southern California Edison - District Total:					25,441.02
Vendor: 01649 - Southern California Edison - Housing					
05/08/2024	4908	Electricity	96-000-6115		99.89
Vendor 01649 - Southern California Edison - Housing Total:					99.89
Vendor: 01662 - Standard Insurance Company					
05/31/2024	DFT0000941	Disability - Long Term	10-000-2150		491.94
05/31/2024	DFT0000941	Disability - Long Term	20-000-2150		228.40
05/31/2024	DFT0000941	Disability - Long Term	30-000-2150		242.38
05/31/2024	DFT0000942	Disability - Short Term	10-000-2150		76.71

Board Check Register

Payment Dates: 5/1/2024 - 5/31/2024

Payment Date	Payment Number	Description (Payable)	Account Number	Project Account Key	Amount
05/31/2024	DFT0000942	Disability - Short Term	20-000-2150		35.75
05/31/2024	DFT0000942	Disability - Short Term	30-000-2150		37.66
05/31/2024	DFT0000952	Disability - Long Term	10-000-2150		493.83
05/31/2024	DFT0000952	Disability - Long Term	20-000-2150		218.49
05/31/2024	DFT0000952	Disability - Long Term	30-000-2150		232.93
05/31/2024	DFT0000953	Disability - Short Term	10-000-2150		77.01
05/31/2024	DFT0000953	Disability - Short Term	20-000-2150		34.23
05/31/2024	DFT0000953	Disability - Short Term	30-000-2150		36.15
05/31/2024	DFT0000971	Premium Adjustment	10-000-6020		20.58

Vendor 01662 - Standard Insurance Company Total: 2,226.06

Vendor: 02005 - State of California Franchise Tax Board

05/08/2024	4909	Case No. 550198169	10-000-2170		100.00
05/23/2024	4944	Case No. 550198169	10-000-2170		100.00

Vendor 02005 - State of California Franchise Tax Board Total: 200.00

Vendor: 01669 - Stephanie Hake

05/01/2024	10863	Mileage Reimbursement	10-100-6220		292.12
------------	-------	-----------------------	-------------	--	--------

Vendor 01669 - Stephanie Hake Total: 292.12

Vendor: 01701 - Steve's Auto & Truck Parts

05/08/2024	4910	Gear Oil	20-220-6155		10.76
05/08/2024	4910	Antifreeze for WWTP Generator	30-240-6145		54.20
05/08/2024	4910	Door Panel - #106	10-000-6155		6.34
05/08/2024	4910	Oil and Air Filters	10-000-1200		37.17
05/08/2024	4910	Oil and Air Filters	10-000-6155		9.54
05/08/2024	4910	Coolant	10-330-6180		11.14
05/08/2024	4910	Oil, Air and Oil Filters	10-000-1200		484.59
05/15/2024	4924	Tail Light	30-240-6155		24.76
05/15/2024	4924	Battery Tender	10-310-6120		40.72
05/15/2024	4924	Filters - Vehicle #58	10-330-6155		100.69
05/23/2024	4945	DEF	10-310-6155		35.75
05/23/2024	4945	Oil Filter	10-310-6155		10.04
05/23/2024	4945	Air Filter	10-330-6155		30.12
05/23/2024	4945	Battery	10-310-6155		217.48
05/23/2024	4945	Core Deposit	10-310-6155		-19.40
05/23/2024	4945	Battery	10-310-6155		253.57
05/23/2024	4945	Core Deposit	10-310-6155		-19.40
05/23/2024	4945	Delo	22-340-6155		86.16

Vendor 01701 - Steve's Auto & Truck Parts Total: 1,374.23

Vendor: 01731 - SWRCB-DWOCP

05/08/2024	4911	D2 Exam Fee - Brooks	20-310-6160		45.00
05/15/2024	4925	D3 Cert. - Motley	20-300-6160		90.00
05/23/2024	4946	Wastewater Grade IV Cert. - Burnett	30-240-6160		190.00

Vendor 01731 - SWRCB-DWOCP Total: 325.00

Vendor: 01762 - Tesco Controls, LLC

05/24/2024	10891	Equipment Repairs	20-220-6145		1,560.35
------------	-------	-------------------	-------------	--	----------

Vendor 01762 - Tesco Controls, LLC Total: 1,560.35

Vendor: 01770 - The Sheet, Inc.

05/15/2024	4926	Advertising	10-105-6190		580.00
05/15/2024	4926	Advertising	10-110-6190		120.00
05/15/2024	4926	Notice of Resolution	10-100-6190		315.00
05/15/2024	4926	Notice of Resolution	10-100-6190		240.00

Vendor 01770 - The Sheet, Inc. Total: 1,255.00

Vendor: 01816 - Town of Mammoth Lakes

05/23/2024	4947	Grading Encroachment Permit No. GP24-005	21-000-1301	24A02CS	550.00
------------	------	--	-------------	---------	--------

Vendor 01816 - Town of Mammoth Lakes Total: 550.00

Board Check Register

Payment Dates: 5/1/2024 - 5/31/2024

Payment Date	Payment Number	Description (Payable)	Account Number	Project Account Key	Amount
Vendor: 02563 - Tyler Searles					
05/24/2024	10892	Reimbursement for Pre-Employment Physical	10-110-6100		127.40
Vendor 02563 - Tyler Searles Total:					127.40
Vendor: 01840 - USA Blue Book					
05/24/2024	10893	Operating Supplies	10-320-6180		138.05
Vendor 01840 - USA Blue Book Total:					138.05
Vendor: 01856 - Verizon Wireless - Data Collectors					
05/16/2024	10882	Data Plan for Meter Data Collectors	20-320-6210		120.88
Vendor 01856 - Verizon Wireless - Data Collectors Total:					120.88
Vendor: 01854 - Verizon Wireless					
05/09/2024	10876	Cell Phone/iPad Equipment and Data Plans	10-130-6105		372.90
Vendor 01854 - Verizon Wireless Total:					372.90
Vendor: 01887 - Weco Industries, LLC					
05/16/2024	10883	Wireless Controller	30-310-6145		351.17
Vendor 01887 - Weco Industries, LLC Total:					351.17
Vendor: 01890 - Wells Fargo VISA					
05/15/2024	DFT0000959	76	10-300-6220		49.35
05/15/2024	DFT0000959	Arco	10-310-6220		37.23
05/15/2024	DFT0000959	Arco	10-310-6220		10.54
05/15/2024	DFT0000959	Arco	10-310-6220		7.45
05/15/2024	DFT0000959	TWS USA	10-320-6124		86.85
05/15/2024	DFT0000959	United Ford	10-330-6155		121.55
05/15/2024	DFT0000959	UPS	10-000-6185		14.30
05/15/2024	DFT0000959	UPS	10-000-6185		32.90
05/15/2024	DFT0000959	UPS	10-000-6185		32.90
05/15/2024	DFT0000959	UPS	10-000-6185		32.90
05/15/2024	DFT0000959	UPS	10-000-6185		32.90
05/15/2024	DFT0000959	UPS	10-130-6185		19.41
05/15/2024	DFT0000959	UPS	10-210-6185		261.39
05/15/2024	DFT0000959	UPS	10-210-6185		72.13
05/15/2024	DFT0000959	UPS	10-210-6185		103.01
05/15/2024	DFT0000959	Vesta	10-200-6210		36.49
05/15/2024	DFT0000959	Vons	10-000-6123		68.20
05/15/2024	DFT0000959	Vons	10-000-6123		19.98
05/15/2024	DFT0000959	Vons	10-000-6180		15.99
05/15/2024	DFT0000959	Vons	10-100-6215		58.72
05/15/2024	DFT0000959	Vons	10-210-6180		3.81
05/15/2024	DFT0000959	Water College	10-310-6215		50.00
05/15/2024	DFT0000959	Wolverine	20-220-6124		161.57
05/15/2024	DFT0000959	Zoom	10-000-6215		2,293.98
05/15/2024	DFT0000959	Ariat	10-310-6124		244.63
05/15/2024	DFT0000959	Ariat	10-320-6124		291.00
05/15/2024	DFT0000959	ATF	10-320-6160		50.00
05/15/2024	DFT0000959	Atlantis	20-220-6220		91.38
05/15/2024	DFT0000959	Bassdash	20-220-6124		121.87
05/15/2024	DFT0000959	Batteryclerk	20-220-6145		157.74
05/15/2024	DFT0000959	BCWJ	10-110-6190		200.00
05/15/2024	DFT0000959	Bento Box	10-300-6220		52.20
05/15/2024	DFT0000959	Bento Box	30-240-6220		33.76
05/15/2024	DFT0000959	Best Western	10-100-6220		139.64
05/15/2024	DFT0000959	BJ's Restaurants	10-310-6220		24.64
05/15/2024	DFT0000959	1209 L Street	10-310-6220		90.00
05/15/2024	DFT0000959	1209 L Street	30-210-6220		60.00
05/15/2024	DFT0000959	Blue-White	30-240-6145		327.09
05/15/2024	DFT0000959	Boot Barn	10-310-6124		210.10

Board Check Register

Payment Dates: 5/1/2024 - 5/31/2024

Payment Date	Payment Number	Description (Payable)	Account Number	Project Account Key	Amount
05/15/2024	DFT0000959	Boot Barn	30-240-6124		216.87
05/15/2024	DFT0000959	Burgers	10-100-6215		59.14
05/15/2024	DFT0000959	Butcher & Barrel	10-300-6220		138.00
05/15/2024	DFT0000959	Canva	10-130-6105		14.99
05/15/2024	DFT0000959	Carhartt	10-310-6124		91.56
05/15/2024	DFT0000959	Carhartt	10-320-6124		86.19
05/15/2024	DFT0000959	Carls Jr	20-300-6220		29.99
05/15/2024	DFT0000959	Chemical Guys	30-240-6180		140.05
05/15/2024	DFT0000959	Chevron	10-200-6155		14.00
05/15/2024	DFT0000959	Chevron	10-300-6220		60.75
05/15/2024	DFT0000959	Chevron	10-310-6220		43.47
05/15/2024	DFT0000959	Chevron	10-310-6220		46.50
05/15/2024	DFT0000959	Chevron	10-310-6220		60.15
05/15/2024	DFT0000959	Chevron	20-300-6220		46.07
05/15/2024	DFT0000959	Chevron	20-300-6220		113.29
05/15/2024	DFT0000959	Chevron	30-210-6220		69.23
05/15/2024	DFT0000959	Chevron	30-240-6155		72.14
05/15/2024	DFT0000959	Cinnabon	10-310-6220		35.70
05/15/2024	DFT0000959	32 Brews Street	10-310-6220		37.51
05/15/2024	DFT0000959	Costco	10-000-6180		99.08
05/15/2024	DFT0000959	Costco	10-000-6180		358.71
05/15/2024	DFT0000959	Costco	10-000-6180		40.47
05/15/2024	DFT0000959	Creative Image	10-310-6124		53.88
05/15/2024	DFT0000959	CWEA	10-110-6190		299.00
05/15/2024	DFT0000959	CWEA	10-320-6160		241.00
05/15/2024	DFT0000959	CWEA	30-310-6160		108.00
05/15/2024	DFT0000959	Del Taco	10-310-6220		10.11
05/15/2024	DFT0000959	Dell	10-130-6181		3,554.46
05/15/2024	DFT0000959	DIY	10-100-6180		19.43
05/15/2024	DFT0000959	DIY	10-100-6180		58.15
05/15/2024	DFT0000959	DTV	10-000-6123		142.99
05/15/2024	DFT0000959	Elite Gates	10-000-6145		398.21
05/15/2024	DFT0000959	Fairfield Inn	10-310-6220		501.12
05/15/2024	DFT0000959	Fairfield Inn	20-300-6220		206.21
05/15/2024	DFT0000959	Fairfield Inn	20-300-6220		457.35
05/15/2024	DFT0000959	Galco- Moto	30-240-6145		204.32
05/15/2024	DFT0000959	Abby Jos Café	30-210-6220		20.67
05/15/2024	DFT0000959	Giovannis	10-100-6215		38.57
05/15/2024	DFT0000959	Globaltrea	30-240-6145		201.04
05/15/2024	DFT0000959	Good Life Cafe	10-100-6215		134.94
05/15/2024	DFT0000959	Grainger	10-310-6120		866.90
05/15/2024	DFT0000959	Grainger	10-310-6120		1,290.69
05/15/2024	DFT0000959	GSR	10-310-6220		15.00
05/15/2024	DFT0000959	GSR	10-310-6220		23.00
05/15/2024	DFT0000959	GSR	10-310-6220		54.72
05/15/2024	DFT0000959	Harbor Freight	10-310-6120		42.78
05/15/2024	DFT0000959	Hilton	30-240-6220		183.53
05/15/2024	DFT0000959	Hing's Donuts	10-000-6123		84.55
05/15/2024	DFT0000959	Hing's Donuts	10-000-6123		38.38
05/15/2024	DFT0000959	Hodads	10-400-6220		17.93
05/15/2024	DFT0000959	Holiday Inn	10-310-6220		704.75
05/15/2024	DFT0000959	Ace Hardware	10-000-1200		29.22
05/15/2024	DFT0000959	Homedepot	10-320-6120		418.07
05/15/2024	DFT0000959	Hyatt	10-300-6220		1,164.81
05/15/2024	DFT0000959	Hyatt	10-310-6220		1,115.59
05/15/2024	DFT0000959	Hyatt	10-320-6220		27.19
05/15/2024	DFT0000959	Hyatt	30-210-6220		532.18
05/15/2024	DFT0000959	Hyatt	30-210-6220		52.59
05/15/2024	DFT0000959	Hyatt	30-210-6220		24.66
05/15/2024	DFT0000959	Hyatt	30-210-6220		582.18

Board Check Register

Payment Dates: 5/1/2024 - 5/31/2024

Payment Date	Payment Number	Description (Payable)	Account Number	Project Account Key	Amount
05/15/2024	DFT0000959	Hyatt	30-240-6220		48.41
05/15/2024	DFT0000959	Hyatt	30-240-6220		873.27
05/15/2024	DFT0000959	Hyatt	30-240-6220		25.93
05/15/2024	DFT0000959	Hyatt	10-310-6220		-90.00
05/15/2024	DFT0000959	Industrial Rubber	30-240-6145		200.29
05/15/2024	DFT0000959	In-N-Out	10-100-6220		9.54
05/15/2024	DFT0000959	In-N-Out	10-300-6220		5.20
05/15/2024	DFT0000959	In-N-Out	20-300-6220		8.62
05/15/2024	DFT0000959	In-N-Out	30-240-6220		12.58
05/15/2024	DFT0000959	Iron Horse Tavern	10-300-6220		22.82
05/15/2024	DFT0000959	Iron Horse Tavern	30-240-6220		39.86
05/15/2024	DFT0000959	Jamba Juice	10-400-6220		13.67
05/15/2024	DFT0000959	Johns Pizza	10-100-6215		21.13
05/15/2024	DFT0000959	Keenfootwear	10-330-6124		210.12
05/15/2024	DFT0000959	Liebertcass	10-110-6215		75.00
05/15/2024	DFT0000959	Looney Bean	10-000-6123		67.74
05/15/2024	DFT0000959	Looney Bean	10-000-6180		65.00
05/15/2024	DFT0000959	Adobe	10-100-6105		19.99
05/15/2024	DFT0000959	Adobe	10-100-6105		19.99
05/15/2024	DFT0000959	Adobe	10-120-6105		19.99
05/15/2024	DFT0000959	Adobe	10-130-6105		239.88
05/15/2024	DFT0000959	Adobe	10-200-6105		19.99
05/15/2024	DFT0000959	Adobe	20-220-6105		19.99
05/15/2024	DFT0000959	Adobe	30-240-6105		12.99
05/15/2024	DFT0000959	Louisiana FFC	10-310-6220		17.62
05/15/2024	DFT0000959	Macaroni Grill	10-310-6220		33.01
05/15/2024	DFT0000959	Medranos	10-100-6220		23.35
05/15/2024	DFT0000959	Mi Tierra	10-310-6220		15.29
05/15/2024	DFT0000959	Mi Tierra	10-310-6220		14.97
05/15/2024	DFT0000959	Mi Tierra	20-300-6220		7.23
05/15/2024	DFT0000959	Mimis Café	10-310-6220		26.60
05/15/2024	DFT0000959	Nash And Proper	30-240-6220		21.65
05/15/2024	DFT0000959	National Tech.	20-220-6215		1,095.00
05/15/2024	DFT0000959	National Tech.	20-220-6215		1,195.00
05/15/2024	DFT0000959	National Tech.	20-220-6215		1,095.00
05/15/2024	DFT0000959	Panda	10-310-6220		12.96
05/15/2024	DFT0000959	Panda	10-310-6220		13.70
05/15/2024	DFT0000959	Paypal	10-105-6190		1,000.00
05/15/2024	DFT0000959	Paypal	10-110-6190		1,995.00
05/15/2024	DFT0000959	Paypal	30-240-6220		31.82
05/15/2024	DFT0000959	Paypal	30-240-6220		39.43
05/15/2024	DFT0000959	Peets	10-310-6220		9.35
05/15/2024	DFT0000959	Peets	10-310-6220		9.35
05/15/2024	DFT0000959	Peets	10-310-6220		8.85
05/15/2024	DFT0000959	Alltimetrading	10-105-6237		534.44
05/15/2024	DFT0000959	Peg's	10-310-6220		62.78
05/15/2024	DFT0000959	Plaza Garage	10-300-6220		84.00
05/15/2024	DFT0000959	Pollard	10-300-6120		6,960.65
05/15/2024	DFT0000959	Precision Craft	30-240-6145		163.45
05/15/2024	DFT0000959	Prime Steakhouse	10-310-6220		46.33
05/15/2024	DFT0000959	Puerto Vallarta	10-100-6215		21.17
05/15/2024	DFT0000959	RC Willey	10-000-6150		930.94
05/15/2024	DFT0000959	Red Wing	10-310-6124		225.00
05/15/2024	DFT0000959	Red Wing	10-310-6180		49.45
05/15/2024	DFT0000959	Rite Aid	10-100-6180		31.23
05/15/2024	DFT0000959	Rubios	10-400-6220		18.00
05/15/2024	DFT0000959	Amazon	10-000-1200		183.02
05/15/2024	DFT0000959	Amazon	10-000-6155		55.38
05/15/2024	DFT0000959	Amazon	10-000-6180		14.50
05/15/2024	DFT0000959	Amazon	10-310-6180		168.10

Board Check Register

Payment Dates: 5/1/2024 - 5/31/2024

Payment Date	Payment Number	Description (Payable)	Account Number	Project Account Key	Amount
05/15/2024	DFT0000959	Amazon	10-320-6120		106.66
05/15/2024	DFT0000959	Ruchi Indian	10-105-6220		27.84
05/15/2024	DFT0000959	Seoul Street	10-310-6220		127.28
05/15/2024	DFT0000959	Shell Oil	10-310-6220		79.81
05/15/2024	DFT0000959	Shell Oil	10-400-6220		56.50
05/15/2024	DFT0000959	Shell Oil	30-240-6220		58.30
05/15/2024	DFT0000959	Sheraton	10-320-6220		798.99
05/15/2024	DFT0000959	Sportsmans Store	10-100-6124		134.69
05/15/2024	DFT0000959	Staples	10-000-6180		56.44
05/15/2024	DFT0000959	Staples	10-000-6180		18.74
05/15/2024	DFT0000959	Staples	10-000-6180		142.79
05/15/2024	DFT0000959	Staples	10-000-6180		98.62
05/15/2024	DFT0000959	Staples	10-000-6180		66.06
05/15/2024	DFT0000959	Staples	10-000-6180		22.02
05/15/2024	DFT0000959	Starbucks	10-310-6220		5.95
05/15/2024	DFT0000959	Starbucks	30-240-6220		12.78
05/15/2024	DFT0000959	Starlink	10-130-6105		120.00
05/15/2024	DFT0000959	Steeltoeshoes	10-320-6124		193.94
05/15/2024	DFT0000959	Sun King	10-300-6155		220.00
05/15/2024	DFT0000959	Apple.Com	10-100-6210		0.99
05/15/2024	DFT0000959	Super Casuals	10-310-6124		290.86
05/15/2024	DFT0000959	Sushi Paradise	10-300-6220		100.79
05/15/2024	DFT0000959	Suzie Burger	10-310-6220		39.78
05/15/2024	DFT0000959	Suzie Burger	30-240-6220		26.14
05/15/2024	DFT0000959	Tank House BBQ	10-320-6220		82.55
05/15/2024	DFT0000959	Texas Roadhouse	20-300-6220		21.48
05/15/2024	DFT0000959	Texas Roadhouse	20-300-6220		24.99
05/15/2024	DFT0000959	Timberland	10-330-6124		395.43
05/15/2024	DFT0000959	Toggery	10-400-6124		201.18
05/15/2024	DFT0000959	TPC Training	20-320-6215		-300.00
05/15/2024	DFT0000959	Track Systems	20-220-6155		215.80
05/15/2024	DFT0000959	Truewerk	10-310-6124		1,097.93
05/15/2024	DFT0000959	Truewerk	10-310-6124		708.01
05/15/2024	DFT0000959	Truewerk	10-310-6124		164.56
				Vendor 01890 - Wells Fargo VISA Total:	45,136.05
Vendor: 01900 - Western Nevada Supply Company					
05/01/2024	10864	Construction Season Parts	10-000-1200		17,661.30
05/09/2024	10877	Valve Caps	10-000-1200		1,656.66
05/09/2024	10877	Brass Fittings	10-000-1200		1,015.52
05/09/2024	10877	Repair Clamps	20-310-6145		278.05
05/24/2024	10894	Meter Pits	10-000-1200		12,770.83
05/24/2024	10894	4" Sewer Couplings	30-310-6145		137.30
05/30/2024	10899	Sewer Caps	10-000-1200		191.22
05/30/2024	10899	Inventory, Sewer and PE Pipe	10-000-1200		813.22
05/30/2024	10899	Inventory, Sewer and PE Pipe	10-000-6180		104.52
05/30/2024	10899	Inventory, Sewer and PE Pipe	22-000-1301	24W01CM	986.12
05/30/2024	10899	Gate Valves, PE Pipe, Nut&Bolt Kits	10-000-1200		1,606.11
05/30/2024	10899	Gate Valves, PE Pipe, Nut&Bolt Kits	22-000-1301	24W01CM	791.75
05/30/2024	10899	Refund for Returned Merchandise	10-000-1200		-186.61
				Vendor 01900 - Western Nevada Supply Company Total:	37,825.99
				Grand Total:	596,376.32

Report Summary

Fund Summary

Fund	Payment Amount
10 - Administration	287,077.44
20 - Water Operations	167,836.22
21 - Admin Capital Replacement	550.00
22 - Water Capital Replacement	2,328.53
30 - Wastewater Operations	132,199.50
96 - New Enterprise	6,384.63
Grand Total:	596,376.32

Account Summary

Account Number	Account Name	Payment Amount
10-000-1200	Inventory - Warehouse	39,802.02
10-000-2150	Ee Insurance Benefits Pa...	45,720.42
10-000-2151	Health Saving Acct. Paya...	774.48
10-000-2160	Pension Contribution Pa...	42,074.09
10-000-2161	Ee Deferred Comp Contr...	19,222.10
10-000-2170	Employee Deductions - ...	772.96
10-000-2200	Payroll Taxes - Federal	29,467.34
10-000-2210	Payroll Taxes - State	11,293.02
10-000-6020	Employee Benefits - Gro...	3,345.43
10-000-6100	Outside Services	2,363.24
10-000-6120	Operating Tools/Equipm...	3,348.17
10-000-6123	Employee Engagement	421.84
10-000-6145	M & R - Line Repair/Equi...	398.21
10-000-6150	M & R - Buildings	3,914.27
10-000-6155	M & R - Vehicles	71.26
10-000-6180	Operating Supplies	4,179.34
10-000-6185	Postage/Freight	374.05
10-000-6205	Permits & Licensing	129.00
10-000-6210	Telephone	657.09
10-000-6215	Training & Meetings	2,293.98
10-000-6230	Utilities - Electric	7,239.71
10-000-6231	Utilities - Propane	1,166.94
10-100-6105	Software Licenses/Agre...	39.98
10-100-6124	Employee Uniform	134.69
10-100-6140	Legal Services	3,515.00
10-100-6180	Operating Supplies	108.81
10-100-6190	Advertising Publications...	555.00
10-100-6210	Telephone	0.99
10-100-6215	Training & Meetings	333.67
10-100-6220	Travel Expenses	464.65
10-105-6190	Advertising Publications...	3,130.00
10-105-6220	Travel Expenses	369.89
10-105-6237	Water Conservation	2,324.43
10-110-6100	Outside Services	127.40
10-110-6190	Advertising Publications...	3,017.72
10-110-6200	Safety	2,700.00
10-110-6215	Training & Meetings	75.00
10-120-6100	Outside Services	1,884.58
10-120-6105	Software Licenses/Agre...	3,262.77
10-120-6110	Professional Services	666.81
10-120-6120	Operating Tools/Equipm...	3,728.00
10-130-6105	Software Licenses/Agre...	2,349.87
10-130-6106	IT Services	4,256.66
10-130-6181	Computer Systems/Equi...	4,846.21
10-130-6185	Postage/Freight	19.41
10-200-6105	Software Licenses/Agre...	19.99
10-200-6155	M & R - Vehicles	14.00

Account Summary

Account Number	Account Name	Payment Amount
10-200-6210	Telephone	36.49
10-200-6215	Training & Meetings	100.00
10-210-6111	Outside Lab Services	59.45
10-210-6180	Operating Supplies	2,807.94
10-210-6185	Postage/Freight	436.53
10-210-6215	Training & Meetings	100.00
10-300-6120	Operating Tools/Equipm...	6,960.65
10-300-6155	M & R - Vehicles	220.00
10-300-6220	Travel Expenses	1,677.92
10-310-6120	Operating Tools/Equipm...	2,561.28
10-310-6124	Employee Uniform	3,146.53
10-310-6145	M & R - Line Repair/Equi...	1,155.00
10-310-6155	M & R - Vehicles	701.65
10-310-6180	Operating Supplies	245.65
10-310-6215	Training & Meetings	450.00
10-310-6220	Travel Expenses	3,251.11
10-320-6120	Operating Tools/Equipm...	1,379.14
10-320-6124	Employee Uniform	877.98
10-320-6160	Memberships/Certificati...	291.00
10-320-6180	Operating Supplies	997.51
10-320-6215	Training & Meetings	100.00
10-320-6220	Travel Expenses	908.73
10-330-6120	Operating Tools/Equipm...	274.19
10-330-6124	Employee Uniform	605.55
10-330-6150	M & R - Buildings	113.30
10-330-6155	M & R - Vehicles	262.36
10-330-6180	Operating Supplies	75.71
10-400-6124	Employee Uniform	201.18
10-400-6220	Travel Expenses	106.10
20-000-2150	Ee Insurance Benefits Pa...	19,223.93
20-000-2160	Pension Contribution Pa...	19,107.67
20-000-2161	Ee Deferred Comp Contr...	8,427.27
20-000-2170	Employee Deductions - ...	1,075.07
20-000-2200	Payroll Taxes - Federal	11,281.76
20-000-2210	Payroll Taxes - State	4,014.31
20-210-6111	Outside Lab Services	5,539.02
20-210-6180	Operating Supplies	1,561.93
20-220-6105	Software Licenses/Agre...	19.99
20-220-6120	Operating Tools/Equipm...	14.00
20-220-6124	Employee Uniform	283.44
20-220-6145	M & R - Line Repair/Equi...	1,718.09
20-220-6150	M & R - Buildings	3.00
20-220-6155	M & R - Vehicles	244.95
20-220-6180	Operating Supplies	9.68
20-220-6215	Training & Meetings	3,385.00
20-220-6220	Travel Expenses	91.38
20-220-6230	Utilities - Electric	16,158.77
20-230-6230	Utilities - Electric	310.78
20-300-6160	Memberships/Certificati...	90.00
20-300-6220	Travel Expenses	915.23
20-310-6120	Operating Tools/Equipm...	1,833.74
20-310-6145	M & R - Line Repair/Equi...	278.05
20-310-6160	Memberships/Certificati...	45.00
20-320-6145	M & R - Line Repair/Equi...	2,440.76
20-320-6210	Telephone	120.88
20-320-6215	Training & Meetings	-300.00
20-400-6110	Professional Services	69,942.52
21-000-1301	Construction in Progress	550.00

Account Summary

Account Number	Account Name	Payment Amount
22-000-1301	Construction in Progress	2,242.37
22-340-6155	M & R - Vehicles	86.16
30-000-2150	Ee Insurance Benefits Pa...	19,827.78
30-000-2160	Pension Contribution Pa...	20,347.46
30-000-2161	Ee Deferred Comp Contr...	9,149.40
30-000-2170	Employee Deductions - ...	761.99
30-000-2200	Payroll Taxes - Federal	12,872.54
30-000-2210	Payroll Taxes - State	4,777.02
30-210-6110	Professional Services	773.53
30-210-6111	Outside Lab Services	414.90
30-210-6180	Operating Supplies	4,153.90
30-210-6220	Travel Expenses	1,341.51
30-240-6100	Outside Services	16,775.00
30-240-6102	Sludge Disposal	5,130.17
30-240-6105	Software Licenses/Agre...	12.99
30-240-6120	Operating Tools/Equipm...	116.20
30-240-6124	Employee Uniform	216.87
30-240-6145	M & R - Line Repair/Equi...	7,086.49
30-240-6155	M & R - Vehicles	96.90
30-240-6160	Memberships/Certificati...	190.00
30-240-6179	Operating Chemicals	20,924.19
30-240-6180	Operating Supplies	193.35
30-240-6220	Travel Expenses	1,407.46
30-240-6230	Utilities - Electric	1,731.76
30-310-6145	M & R - Line Repair/Equi...	980.42
30-310-6160	Memberships/Certificati...	108.00
30-320-6145	M & R - Line Repair/Equi...	1,877.00
30-330-6145	M & R - Line Repair/Equi...	932.67
96-000-2000	Payable	2,174.37
96-000-6110	Professional Services	500.00
96-000-6115	Employee Housing Expe...	3,710.26
	Grand Total:	596,376.32

Project Account Summary

Project Account Key	Payment Amount
None	593,583.95
23W04CS	464.50
24A02CS	550.00
24W01CM	1,777.87
	Grand Total:
	596,376.32

Merchant Name	Fund GL Account	Cardholder	Amount	Description
76	10-300-6220	R. Motley	49.35	gas for truck 90
76 Total			49.35	
1209 L Street	10-310-6220	K. Weiland	90.00	hotel parking
1209 L Street	30-210-6220	S. Minich	60.00	Parking for CWEA conference
1209 L Street Total			150.00	
32 Brews Street	10-310-6220	T. Brooks	37.51	WQI class meal
32 Brews Street Total			37.51	
Abby Jos Café	30-210-6220	S. Minich	20.67	Lunch - CWEA conference
Abby Jos Café Total			20.67	
Ace Hardware	10-000-1200	A. Campbell	29.22	PVC Glue
Ace Hardware Total			29.22	
Adobe	10-200-6105	C. Murray	19.99	Adobe acrobat subscription
Adobe	20-220-6105	E. Solomon	19.99	Adobe subscription
Adobe	10-130-6105	J. Burkhart	239.88	Adobe Acrobat
Adobe	10-100-6105	M. Busby	19.99	Adobe pro editing software
Adobe	10-120-6105	M. Bretz	19.99	Adobe
Adobe	10-100-6105	S. Hake	19.99	Monthly Document Editing
Adobe	30-240-6105	S. Sornoso	12.99	monthly Subscription
Adobe Total			352.82	
Alltimetrading	10-105-6237	L. Block	534.44	Conservation Items
Alltimetrading Total			534.44	
Amazon	10-000-6180	M. Vendors	14.50	Label Maker Tape
Amazon	10-000-6155	M. Vendors	55.38	Replacement Fuel Door - #106
Amazon	10-320-6120	M. Vendors	106.66	Rolling Work Table
Amazon	10-310-6180	M. Vendors	168.10	Inverted Marking Paint
Amazon	10-000-1200	M. Vendors	183.02	Marking Paint
Amazon Total			527.66	
Apple.Com	10-100-6210	M. Busby	0.99	Cell phone data storage
Apple.Com Total			0.99	
Arco	10-310-6220	T. Brooks	7.45	Jim burns
Arco	10-310-6220	T. Brooks	10.54	Jim burns
Arco	10-310-6220	T. Brooks	37.23	Gas for D3 class
Arco Total			55.22	
Ariat	10-320-6124	A. Derue	291.00	Boots
Ariat	10-310-6124	T. Brooks	244.63	Boots
Ariat Total			535.63	
ATF	10-320-6160	M. Hannon	50.00	ATF Re-Cert.
ATF Total			50.00	
Atlantis	20-220-6220	E. Solomon	91.38	Hotel room for taking class
Atlantis Total			91.38	
Bassdash	20-220-6124	M. Vendors	121.87	Waders - Schneider
Bassdash Total			121.87	
Batteryclerk	20-220-6145	D. Pijuan	157.74	Replace batteries for UPS
Batteryclerk Total			157.74	
BCWJ	10-110-6190	M. Reeves	200.00	R&E 23-011

BCWJ Total			200.00	
Bento Box	10-300-6220	R. Motley	52.20	Dinner CWEA for Rob 4/8
Bento Box	30-240-6220	S. Sornoso	33.76	Food expenses
Bento Box Total			85.96	
Best Western	10-100-6220	S. Hake	139.64	Notary Training and Exam
Best Western Total			139.64	
BJ's Restaurants	10-310-6220	J. Ruiz	24.64	travel expenses
BJ's Restaurants Total			24.64	
Blue-White	30-240-6145	T. Nelson	327.09	Replacement hoses for poly pump
Blue-White Total			327.09	
Boot Barn	10-310-6124	J. Ruiz	210.10	safety boots
Boot Barn	30-240-6124	S. Sornoso	216.87	yearly boot allowance
Boot Barn Total			426.97	
Burgers	10-100-6215	M. Busby	59.14	Lunch meeting with Clay
Burgers Total			59.14	
Butcher & Barrel	10-300-6220	R. Motley	138.00	CWEA dinner for 4 employees
Butcher & Barrel Total			138.00	
Canva	10-130-6105	J. Burkhart	14.99	Canva
Canva Total			14.99	
Carhartt	10-310-6124	J. Ruiz	91.56	Safety Boots
Carhartt	10-320-6124	T. English	86.19	Uniform
Carhartt Total			177.75	
Carls Jr	20-300-6220	R. Motley	29.99	lunch for D3 class two employees
Carls Jr Total			29.99	
Chemical Guys	30-240-6180	S. Sornoso	140.05	car wash
Chemical Guys Total			140.05	
Chevron	10-200-6155	C. Murray	14.00	Car wash for vehicle 88
Chevron	10-310-6220	J. Ruiz	43.47	fuel travel expenses
Chevron	10-310-6220	J. Ruiz	46.50	Travel expenses
Chevron	20-300-6220	R. Motley	46.07	Travel to Sacramento
Chevron	10-300-6220	R. Motley	60.75	Gas for truck 90
Chevron	20-300-6220	R. Motley	113.29	fuel for Sacramento travel
Chevron	30-210-6220	S. Minich	69.23	Gas - CWEA Conference
Chevron	10-310-6220	T. Brooks	60.15	Gas for travel to class
Chevron	30-240-6155	T. Nelson	72.14	Gas Veh 11- repairs in Carson
Chevron Total			525.60	
Cinnabon	10-310-6220	T. Brooks	35.70	Jim burns
Cinnabon Total			35.70	
Costco	10-000-6180	A. Campbell	99.08	Paper goods
Costco	10-000-6180	A. Campbell	358.71	Paper goods
Costco	10-000-6180	S. Hake	40.47	Admin Kitchen Supplies
Costco Total			498.26	
Creative Image	10-310-6124	R. Gonzalez	53.88	Embroidery
Creative Image Total			53.88	
CWEA	30-310-6160	K. Weiland	108.00	Collections 3 renew Keith
CWEA	10-110-6190	M. Reeves	299.00	R&E 23-011
CWEA	10-320-6160	M. Lesiak	241.00	CWEA Membership

CWEA Total			648.00	
Del Taco	10-310-6220	T. Brooks	10.11	Jim burns class
Del Taco Total			10.11	
Dell	10-130-6181	J. Mulbay	3,554.46	ISD and Ops Laptops
Dell Total			3,554.46	
DIY	10-100-6180	M. Busby	19.43	Operating supplies
DIY	10-100-6180	M. Busby	58.15	Operating supplies
DIY Total			77.58	
DTV	10-000-6123	M. Vendors	142.99	DirectTV
DTV Total			142.99	
Elite Gates	10-000-6145	D. Pijuan	398.21	Replace gate controller
Elite Gates Total			398.21	
Fairfield Inn	20-300-6220	R. Motley	206.21	D3 class hotel
Fairfield Inn	20-300-6220	R. Motley	457.35	Hotel for D3 class
Fairfield Inn	10-310-6220	T. Brooks	501.12	Jim burns
Fairfield Inn Total			1,164.68	
Galco- Moto	30-240-6145	T. Nelson	204.32	Coupling for EQ return pump
Galco- Moto Total			204.32	
Giovanis	10-100-6215	M. Busby	38.57	Lunch meeting with ISD manager
Giovanis Total			38.57	
Globaltrea	30-240-6145	S. Sornoso	201.04	Cl2 lines for P&M
Globaltrea Total			201.04	
Good Life Cafe	10-100-6215	S. Hake	134.94	Investment Lunch
Good Life Cafe Total			134.94	
Grainger	10-310-6120	K. Weiland	866.90	toolboxes truck 78
Grainger	10-310-6120	K. Weiland	1,290.69	Toolboxes truck 78
Grainger Total			2,157.59	
GSR	10-310-6220	J. Ruiz	15.00	Travel expenses
GSR	10-310-6220	J. Ruiz	23.00	travel expenses
GSR	10-310-6220	J. Ruiz	54.72	travel expenses
GSR Total			92.72	
Harbor Freight	10-310-6120	R. Larson	42.78	adjustable wrenches and picks
Harbor Freight Total			42.78	
Hilton	30-240-6220	K. Burnett	183.53	Hotel - Wastewater Grade 4 Test
Hilton Total			183.53	
Hing's Donuts	10-000-6123	R. Motley	38.38	Staff meeting
Hing's Donuts	10-000-6123	R. Motley	84.55	Staff meeting snacks
Hing's Donuts Total			122.93	
Hodads	10-400-6220	N. Holt	17.93	PE exam travel lunch
Hodads Total			17.93	
Holiday Inn	10-310-6220	J. Ruiz	704.75	Travel expenses
Holiday Inn Total			704.75	
Homedepot	10-320-6120	M. Vendors	418.07	ShopVac, Grease Gun w/ Batteries
Homedepot Total			418.07	
Hyatt	10-320-6220	A. Derue	27.19	CWEA conference
Hyatt	10-310-6220	K. Weiland	(90.00)	hotel parking
Hyatt	10-310-6220	K. Weiland	1,115.59	cwea conference

Hyatt	10-300-6220	R. Motley	1,164.81	Hotel for CWEA
Hyatt	30-210-6220	R. Medhurst	24.66	Conference meals
Hyatt	30-210-6220	R. Medhurst	52.59	Meal for B Medhurst and S Minich
Hyatt	30-210-6220	R. Medhurst	532.18	Lodging for CWEA conference
Hyatt	30-210-6220	R. Medhurst	582.18	Lodging for CWEA conference
Hyatt	30-240-6220	S. Sornoso	25.93	Food expenses
Hyatt	30-240-6220	S. Sornoso	48.41	Food expenses
Hyatt	30-240-6220	S. Sornoso	873.27	Hotel for CWEA conference
Hyatt Total			4,356.81	
Industrial Rubber	30-240-6145	T. Nelson	200.29	500ft polyethylene tubing
Industrial Rubber Total			200.29	
In-N-Out	10-300-6220	R. Motley	5.20	Lunch Monday 4/8 Cwea
In-N-Out	20-300-6220	R. Motley	8.62	Lunch for D3 class
In-N-Out	10-100-6220	S. Hake	9.54	Notary Training and Exam
In-N-Out	30-240-6220	S. Sornoso	12.58	Food expenses
In-N-Out Total			35.94	
Iron Horse Tavern	10-300-6220	R. Motley	22.82	CWEA lunch for RM, SS
Iron Horse Tavern	30-240-6220	S. Sornoso	39.86	Food expenses
Iron Horse Tavern Total			62.68	
Jamba Juice	10-400-6220	N. Holt	13.67	PE exam dinner
Jamba Juice Total			13.67	
Johns Pizza	10-100-6215	M. Busby	21.13	Local business/agency lunch
Johns Pizza Total			21.13	
Keenfootwear	10-330-6124	H. Lewis	210.12	work boots for the 2024 year
Keenfootwear Total			210.12	
Liebertcass	10-110-6215	C. Weibert	75.00	LCW Webinar
Liebertcass Total			75.00	
Looney Bean	10-000-6123	C. Weibert	67.74	Coffee - All Staff Meeting
Looney Bean	10-000-6180	D. Schneider	65.00	Coffee for Operations
Looney Bean Total			132.74	
Louisiana FFC	10-310-6220	T. Brooks	17.62	D2 class meal
Louisiana FFC Total			17.62	
Macaroni Grill	10-310-6220	J. Ruiz	33.01	travel expenses
Macaroni Grill Total			33.01	
Medranos	10-100-6220	S. Hake	23.35	Notary Training and Exam
Medranos Total			23.35	
Mi Tierra	10-310-6220	J. Ruiz	14.97	travel expenses
Mi Tierra	10-310-6220	J. Ruiz	15.29	travel expenses
Mi Tierra	20-300-6220	R. Motley	7.23	Lunch for D3 class
Mi Tierra Total			37.49	
Mimis Café	10-310-6220	J. Ruiz	26.60	Travel expenses
Mimis Café Total			26.60	
Nash And Proper	30-240-6220	S. Sornoso	21.65	Food expenses
Nash And Proper Total			21.65	
National Tech.	20-220-6215	C. Monroe	1,095.00	Industrial Electricity Training
National Tech.	20-220-6215	D. Schneider	1,095.00	Electrical training class
National Tech.	20-220-6215	E. Solomon	1,195.00	Training

National Tech. Total			3,385.00	
Panda	10-310-6220	J. Ruiz	12.96	Travel expenses
Panda	10-310-6220	T. Brooks	13.70	Meal
Panda Total			26.66	
Paypal	10-110-6190	C. Weibert	1,995.00	Annual CA Water Jobs Ads
Paypal	10-105-6190	M. Draper	1,000.00	Hospital golf tournament
Paypal	30-240-6220	T. Nelson	31.82	Personal Expense
Paypal	30-240-6220	T. Nelson	39.43	Personal Expense
Paypal Total			3,066.25	
Peets	10-310-6220	J. Ruiz	8.85	travel expenses
Peets	10-310-6220	J. Ruiz	9.35	Travel Expenses
Peets	10-310-6220	J. Ruiz	9.35	travel expenses
Peets Total			27.55	
Peg's	10-310-6220	K. Weiland	62.78	breakfast cwea
Peg's Total			62.78	
Plaza Garage	10-300-6220	R. Motley	84.00	Parking for CWEA
Plaza Garage Total			84.00	
Pollard	10-300-6120	C. Weibert	6,960.65	Line Locators
Pollard Total			6,960.65	
Precision Craft	30-240-6145	A. Campbell	163.45	Solar tracker part
Precision Craft Total			163.45	
Prime Steakhouse	10-310-6220	T. Brooks	46.33	D2 class meal
Prime Steakhouse Total			46.33	
Puerto Vallarta	10-100-6215	M. Busby	21.17	Local agency/business lunch
Puerto Vallarta Total			21.17	
RC Willey	10-000-6150	M. Vendors	930.94	Dryer for Eng. Bldg.
RC Willey Total			930.94	
Red Wing	10-310-6180	R. Larson	49.45	boot oil for LM and MM
Red Wing	10-310-6124	R. Larson	225.00	work boots for Bobby
Red Wing Total			274.45	
Rite Aid	10-100-6180	M. Busby	31.23	Sun screen
Rite Aid Total			31.23	
Rubios	10-400-6220	N. Holt	18.00	Lunch - drive back from PE exam
Rubios Total			18.00	
Ruchi Indian	10-105-6220	M. Draper	27.84	Dinner Sunday
Ruchi Indian Total			27.84	
Seoul Street	10-310-6220	K. Weiland	127.28	Dinner Sarah Aaron Keith CWEA
Seoul Street Total			127.28	
Shell Oil	10-310-6220	K. Weiland	79.81	travel fuel
Shell Oil	10-400-6220	N. Holt	56.50	Gas for drive back from PE exam
Shell Oil	30-240-6220	S. Sornoso	58.30	Gas - CWEA Conference
Shell Oil Total			194.61	
Sheraton	10-320-6220	A. Derue	798.99	CWEA conference
Sheraton Total			798.99	
Sportsmans Store	10-100-6124	M. Busby	134.69	Work boots
Sportsmans Store Total			134.69	
Staples	10-000-6180	L. Block	18.74	Office Supplies

Staples	10-000-6180	L. Block	22.02	Office Supplies
Staples	10-000-6180	L. Block	56.44	Office Supplies
Staples	10-000-6180	L. Block	66.06	Office Supplies
Staples	10-000-6180	L. Block	98.62	Office Supplies
Staples	10-000-6180	L. Block	142.79	Office Supplies
Staples Total			404.67	
Starbucks	30-240-6220	S. Sornoso	12.78	Food expenses
Starbucks	10-310-6220	T. Brooks	5.95	Jim burns
Starbucks Total			18.73	
Starlink	10-130-6105	M. Vendors	120.00	StarLink
Starlink Total			120.00	
Steeltoeshoes	10-320-6124	M. Lesiak	193.94	Boots
Steeltoeshoes Total			193.94	
Sun King	10-300-6155	R. Motley	220.00	Truck repairs
Sun King Total			220.00	
Super Casuals	10-310-6124	R. Larson	290.86	Bobby shirts and pants
Super Casuals Total			290.86	
Sushi Paradise	10-300-6220	R. Motley	100.79	CWEA lunch for 4 employees
Sushi Paradise Total			100.79	
Suzie Burger	10-310-6220	K. Weiland	39.78	lunch cwea Aaron Keith
Suzie Burger	30-240-6220	S. Sornoso	26.14	Food expenses
Suzie Burger Total			65.92	
Tank House BBQ	10-320-6220	A. Derue	82.55	CWEA Conference
Tank House BBQ Total			82.55	
Texas Roadhouse	20-300-6220	R. Motley	21.48	D3 dinner
Texas Roadhouse	20-300-6220	R. Motley	24.99	dinner for D3 class
Texas Roadhouse Total			46.47	
Timberland	10-330-6124	H. Lewis	395.43	Work Clothes
Timberland Total			395.43	
Toggery	10-400-6124	N. Holt	201.18	Work boots
Toggery Total			201.18	
TPC Training	20-320-6215	M. Lesiak	(300.00)	Training
TPC Training Total			(300.00)	
Track Systems	20-220-6155	C. Monroe	215.80	Repair of Polaris Track system
Track Systems Total			215.80	
Truwerk	10-310-6124	J. Ruiz	164.56	pants
Truwerk	10-310-6124	K. Weiland	1,097.93	Winter coats LM team
Truwerk	10-310-6124	T. Brooks	708.01	Clothing tim,Robert,Bobby
Truwerk Total			1,970.50	
TWS USA	10-320-6124	T. English	86.85	Uniform
TWS USA Total			86.85	
United Ford	10-330-6155	D. Pijuan	121.55	Replace broken tail light
United Ford Total			121.55	
UPS	10-000-6185	M. Vendors	14.30	Service Fee and Shipping Charge
UPS	10-130-6185	M. Vendors	19.41	Service and Shipping Charges
UPS	10-000-6185	M. Vendors	32.90	Service Fee and Shipping Charges
UPS	10-000-6185	M. Vendors	32.90	Service Fee

UPS	10-000-6185	M. Vendors	32.90	Service Fee and Shipping Charge
UPS	10-000-6185	M. Vendors	32.90	Service and Shipping Charges
UPS	10-000-6185	M. Vendors	32.90	Service and Shipping Charges
UPS	10-210-6185	M. Vendors	72.13	Service Fee and Shipping Charges
UPS	10-210-6185	M. Vendors	103.01	Service and Shipping Charges
UPS	10-210-6185	M. Vendors	261.39	Service and Shipping Charges
UPS Total			634.74	
Vesta	10-200-6210	M. Vendors	36.49	Clay's iPad Data Plan
Vesta Total			36.49	
Vons	10-000-6180	L. Block	15.99	Kitchen Supplies
Vons	10-210-6180	S. Minich	3.81	Disinfecting bench tops
Vons	10-000-6123	S. Hake	19.98	Staff Meeting Snacks
Vons	10-100-6215	S. Hake	58.72	Board meeting snacks
Vons	10-000-6123	S. Hake	68.20	Staff Meeting Snacks
Vons Total			166.70	
Water College	10-310-6215	J. Ruiz	50.00	water college
Water College Total			50.00	
Wolverine	20-220-6124	E. Solomon	161.57	Yearly work boot replacement
Wolverine Total			161.57	
Zoom	10-000-6215	S. Hake	2,293.98	Annual Zoom for 9 People
Zoom Total			2,293.98	
Total April Visa Transactions			45,136.05	



Board Check Register

By Vendor Name

Payment Dates 6/1/2024 - 6/30/2024

Payment Date	Payment Number	Description (Payable)	Account Number	Project Account Key	Amount
Vendor: 02370 - A Reliable Plumber					
06/11/2024	4955	Toilet and Tub Overflow Repairs, Sink Snake	96-000-6115		539.00
Vendor 02370 - A Reliable Plumber Total:					539.00
Vendor: 00016 - ACWA / JPIA (HBA)					
06/06/2024	10900	Dental Insurance	10-000-2150		540.61
06/06/2024	10900	Life Insurance	10-000-2150		38.94
06/06/2024	10900	Premiums	10-000-2150		8,489.97
06/06/2024	10900	VSP	10-000-2150		122.00
06/06/2024	10900	Dental Insurance	10-000-2150		2,203.28
06/06/2024	10900	Dental Insurance	20-000-2150		1,194.20
06/06/2024	10900	Dental Insurance	30-000-2150		1,263.84
06/06/2024	10900	EAP Admin. Fee	10-000-2150		42.16
06/06/2024	10900	EAP Admin. Fee	20-000-2150		17.51
06/06/2024	10900	EAP Admin. Fee	30-000-2150		19.69
06/06/2024	10900	Life Insurance - Dependent	10-000-2150		4.96
06/06/2024	10900	Life Insurance - Dependent	20-000-2150		2.32
06/06/2024	10900	Life Insurance - Dependent	30-000-2150		2.02
06/06/2024	10900	Life Insurance	10-000-2150		580.00
06/06/2024	10900	Life Insurance	20-000-2150		160.06
06/06/2024	10900	Life Insurance	30-000-2150		141.94
06/06/2024	10900	Life Insurance	10-000-2150		169.87
06/06/2024	10900	Life Insurance	20-000-2150		111.02
06/06/2024	10900	Life Insurance	30-000-2150		110.41
06/06/2024	10900	Life Insurance - Supplemental	20-000-2150		15.01
06/06/2024	10900	Life Insurance - Supplemental	30-000-2150		14.99
06/06/2024	10900	Medical Insurance	10-000-2150		31,901.70
06/06/2024	10900	Medical Insurance	20-000-2150		16,940.28
06/06/2024	10900	Medical Insurance	30-000-2150		17,458.07
06/06/2024	10900	VSP	10-000-2150		488.00
06/06/2024	10900	VSP	20-000-2150		268.52
06/06/2024	10900	VSP	30-000-2150		268.28
06/06/2024	10900	Premium Adjustment	10-000-6020		3,358.81
Vendor 00016 - ACWA / JPIA (HBA) Total:					85,928.46
Vendor: 00017 - ACWA / JPIA					
06/27/2024	10932	Excess Crime Policy 7/1/24 - 6/30/25	10-000-6130		781.00
Vendor 00017 - ACWA / JPIA Total:					781.00
Vendor: 00025 - AFLAC					
06/30/2024	DFT0000968	AFLAC	10-000-2170		25.48
06/30/2024	DFT0000968	AFLAC	20-000-2170		51.57
06/30/2024	DFT0000968	AFLAC	20-000-2170		6.06
06/30/2024	DFT0000968	AFLAC	30-000-2170		27.57
06/30/2024	DFT0000968	AFLAC	30-000-2170		3.64
06/30/2024	DFT0000982	AFLAC	10-000-2170		25.48
06/30/2024	DFT0000982	AFLAC	20-000-2170		6.05
06/30/2024	DFT0000982	AFLAC	20-000-2170		51.57
06/30/2024	DFT0000982	AFLAC	30-000-2170		27.57
06/30/2024	DFT0000982	AFLAC	30-000-2170		3.65
Vendor 00025 - AFLAC Total:					228.64
Vendor: 00063 - American Business Machines Co.					
06/11/2024	10901	Ops Printer/Copier Agreement	10-000-6180		73.67

Board Check Register

Payment Dates: 6/1/2024 - 6/30/2024

Payment Date	Payment Number	Description (Payable)	Account Number	Project Account Key	Amount
06/21/2024	10920	Ops Printer/Copier Agreement	10-000-6180		61.40
Vendor 00063 - American Business Machines Co. Total:					135.07
Vendor: 02571 - Anne Parks					
06/20/2024	4988	HET Rebate	10-105-6237		200.00
Vendor 02571 - Anne Parks Total:					200.00
Vendor: 00096 - Aqua Ben Corporation					
06/11/2024	10902	Hydro Floc 860 Polymer	20-230-6179		8,930.32
Vendor 00096 - Aqua Ben Corporation Total:					8,930.32
Vendor: 00111 - AT&T					
06/11/2024	4956	FirstNet	10-130-6105		614.26
Vendor 00111 - AT&T Total:					614.26
Vendor: 00123 - Babcock Laboratories, Inc.					
06/11/2024	4957	Lab Services	30-210-6111		329.44
06/11/2024	4957	Lab Services	10-210-6111		59.45
06/11/2024	4957	Lab Services	20-210-6111		653.73
06/26/2024	5011	Lab Services	30-210-6111		170.90
06/26/2024	5011	Lab Services	30-210-6111		105.27
06/26/2024	5011	Lab Services	20-210-6111		378.99
Vendor 00123 - Babcock Laboratories, Inc. Total:					1,697.78
Vendor: 00125 - Backgrounds Online					
06/11/2024	10903	Pre-Employment Background Checks	10-110-6100		428.10
Vendor 00125 - Backgrounds Online Total:					428.10
Vendor: 00131 - Bartkiewicz, Kronick & Shanahan					
06/21/2024	10921	Legal Services	10-100-6140		7,271.00
Vendor 00131 - Bartkiewicz, Kronick & Shanahan Total:					7,271.00
Vendor: 00169 - Borges & Mahoney, Inc.					
06/11/2024	4958	Heater Assemblies	30-240-6145		311.77
Vendor 00169 - Borges & Mahoney, Inc. Total:					311.77
Vendor: 00189 - Britt's Diesel & Automotive					
06/21/2024	10922	Wet Tank Repair - #51	22-340-6155		3,050.78
06/21/2024	10922	Coolant Level Sensor Repair - #77	10-310-6155		2,037.56
Vendor 00189 - Britt's Diesel & Automotive Total:					5,088.34
Vendor: 00201 - CA Tax Payment ACH					
06/05/2024	DFT0000970	CA SWT and CASDI	10-000-2210		1,062.11
06/05/2024	DFT0000970	CA SWT and CASDI	10-000-2210		4,579.61
06/05/2024	DFT0000970	CA SWT and CASDI	20-000-2210		474.75
06/05/2024	DFT0000970	CA SWT and CASDI	20-000-2210		1,490.77
06/05/2024	DFT0000970	CA SWT and CASDI	22-000-2210		287.08
06/05/2024	DFT0000970	CA SWT and CASDI	22-000-2210		117.21
06/05/2024	DFT0000970	CA SWT and CASDI	30-000-2210		1,844.95
06/05/2024	DFT0000970	CA SWT and CASDI	30-000-2210		504.84
06/19/2024	DFT0000984	CA SWT and CASDI	10-000-2210		4,793.75
06/19/2024	DFT0000984	CA SWT and CASDI	10-000-2210		1,107.44
06/19/2024	DFT0000984	CA SWT and CASDI	20-000-2210		1,805.12
06/19/2024	DFT0000984	CA SWT and CASDI	20-000-2210		523.70
06/19/2024	DFT0000984	CA SWT and CASDI	22-000-2210		115.70
06/19/2024	DFT0000984	CA SWT and CASDI	22-000-2210		277.16
06/19/2024	DFT0000984	CA SWT and CASDI	30-000-2210		553.60
06/19/2024	DFT0000984	CA SWT and CASDI	30-000-2210		2,142.74
06/20/2024	DFT0000973	CA SWT and CASDI	10-000-2210		50.00
Vendor 00201 - CA Tax Payment ACH Total:					21,730.53
Vendor: 00205 - California Broadband Cooperative					
06/20/2024	4989	Internet Service	10-130-6105		917.95
Vendor 00205 - California Broadband Cooperative Total:					917.95

Board Check Register

Payment Dates: 6/1/2024 - 6/30/2024

Payment Date	Payment Number	Description (Payable)	Account Number	Project Account Key	Amount
Vendor: 02436 - California Franchise Tax Board					
06/11/2024	4959	Acct. No. JK-104-5434	20-000-2170		150.95
06/11/2024	4959	Acct. No. JK-104-5434	30-000-2170		150.94
06/20/2024	4990	Acct. No. JK-104-5434	20-000-2170		150.97
06/20/2024	4990	Acct. No. JK-104-5434	30-000-2170		150.92
Vendor 02436 - California Franchise Tax Board Total:					603.78
Vendor: 02179 - California State Disbursement Unit					
06/05/2024	DFT0000963	Ca. Child Support	20-000-2170		46.16
06/05/2024	DFT0000963	Ca. Child Support	30-000-2170		46.14
06/19/2024	DFT0000977	Ca. Child Support	20-000-2170		46.16
06/19/2024	DFT0000977	Ca. Child Support	30-000-2170		46.14
Vendor 02179 - California State Disbursement Unit Total:					184.60
Vendor: 00211 - California Surveying & Drafting Supply, Inc.					
06/26/2024	5012	Software and Hardware Annual Maintenance	10-130-6105		157.37
Vendor 00211 - California Surveying & Drafting Supply, Inc. Total:					157.37
Vendor: 00220 - Carmichael Business Technology					
06/26/2024	5013	VOIP Agreement	10-000-6210		656.21
06/26/2024	5013	Monthly IT Agreement	10-130-6105		3,356.66
Vendor 00220 - Carmichael Business Technology Total:					4,012.87
Vendor: 02573 - Cassandra Cornell					
06/26/2024	5014	HET and HEDW Rebates	10-105-6237		190.55
06/26/2024	5014	HET and HEDW Rebates	10-105-6237		200.00
Vendor 02573 - Cassandra Cornell Total:					390.55
Vendor: 02017 - Christopher Monroe					
06/11/2024	10904	Keys for New Screen Doors	96-000-6115		17.20
Vendor 02017 - Christopher Monroe Total:					17.20
Vendor: 02570 - Colleen Boswell					
06/20/2024	4991	HET and HECW Rebates	10-105-6237		400.00
06/20/2024	4991	HET and HECW Rebates	10-105-6237		200.00
Vendor 02570 - Colleen Boswell Total:					600.00
Vendor: 00306 - Conriquez Cleaning					
06/11/2024	4960	Janatorial Services	10-000-6150		2,781.33
Vendor 00306 - Conriquez Cleaning Total:					2,781.33
Vendor: 00326 - Creative Image Embroidery					
06/20/2024	4992	Apron - Nelson Party	10-000-6123		34.48
Vendor 00326 - Creative Image Embroidery Total:					34.48
Vendor: 00438 - Designs Unlimited					
06/11/2024	4961	Work Shirts	10-000-1200		88.89
06/11/2024	4961	Work Shirts	22-340-6124		413.23
Vendor 00438 - Designs Unlimited Total:					502.12
Vendor: 00439 - Dewey Pest Control					
06/11/2024	4962	Pest Control	10-000-6150		206.00
Vendor 00439 - Dewey Pest Control Total:					206.00
Vendor: 00452 - DIY Home Center					
06/11/2024	10905	PVC Couplings	20-220-6145		24.44
06/11/2024	10905	Lock for Dump Station	30-240-6145		8.72
06/11/2024	10905	Payment Box			
06/11/2024	10905	Bucket and Lid	30-240-6180		6.77
06/11/2024	10905	Mini Shovels	10-310-6120		52.33
06/11/2024	10905	Misc. Operating Supplies	10-330-6180		1.72
06/11/2024	10905	Vactor Tank Repair - #51	22-340-6155		15.98
06/21/2024	10923	Cap	10-330-6150		4.35
06/21/2024	10923	Clamp	30-240-6145		25.20
06/21/2024	10923	Razor Scraper, Wire Brushes	10-330-6120		25.18
06/21/2024	10923	Degreaser	10-330-6180		4.45
06/21/2024	10923	Razor Blades	10-330-6180		3.38

Board Check Register

Payment Dates: 6/1/2024 - 6/30/2024

Payment Date	Payment Number	Description (Payable)	Account Number	Project Account Key	Amount
06/21/2024	10923	Screen	20-220-6180		9.69
06/21/2024	10923	Tape Measure, Screwdriver	10-310-6120		28.59
06/27/2024	10933	Clamp, Galvanized Plugs	20-220-6145		6.47
Vendor 00452 - DIY Home Center Total:					217.27
Vendor: 00451 - DLT Solutions					
06/11/2024	4963	Water and Sewer Modeling Software	10-130-6105		5,107.96
06/11/2024	4963	Water and Sewer Modeling Software	10-130-6105		6,679.64
Vendor 00451 - DLT Solutions Total:					11,787.60
Vendor: 00569 - Federal Tax Payment ACH					
06/05/2024	DFT0000969	Federal Deposit	10-000-2200		2,808.94
06/05/2024	DFT0000969	Federal Deposit	10-000-2200		11,672.68
06/05/2024	DFT0000969	Federal Deposit	20-000-2200		70.32
06/05/2024	DFT0000969	Federal Deposit	20-000-2200		1,263.28
06/05/2024	DFT0000969	Federal Deposit	20-000-2200		4,279.23
06/05/2024	DFT0000969	Federal Deposit	22-000-2200		309.00
06/05/2024	DFT0000969	Federal Deposit	22-000-2200		1,321.22
06/05/2024	DFT0000969	Federal Deposit	22-000-2200		687.09
06/05/2024	DFT0000969	Federal Deposit	30-000-2200		70.30
06/05/2024	DFT0000969	Federal Deposit	30-000-2200		1,345.80
06/05/2024	DFT0000969	Federal Deposit	30-000-2200		5,009.98
06/19/2024	DFT0000983	Federal Deposit	10-000-2200		12,333.47
06/19/2024	DFT0000983	Federal Deposit	10-000-2200		2,923.78
06/19/2024	DFT0000983	Federal Deposit	10-000-2200		218.74
06/19/2024	DFT0000983	Federal Deposit	20-000-2200		5,119.41
06/19/2024	DFT0000983	Federal Deposit	20-000-2200		1,386.86
06/19/2024	DFT0000983	Federal Deposit	20-000-2200		70.32
06/19/2024	DFT0000983	Federal Deposit	22-000-2200		1,304.32
06/19/2024	DFT0000983	Federal Deposit	22-000-2200		670.74
06/19/2024	DFT0000983	Federal Deposit	22-000-2200		305.04
06/19/2024	DFT0000983	Federal Deposit	30-000-2200		5,786.29
06/19/2024	DFT0000983	Federal Deposit	30-000-2200		1,468.90
06/19/2024	DFT0000983	Federal Deposit	30-000-2200		70.30
06/20/2024	DFT0000972	Federal Deposit	10-000-2200		94.82
06/20/2024	DFT0000972	Federal Deposit	10-000-2200		200.00
06/20/2024	DFT0000972	Federal Deposit	10-000-2200		405.42
Vendor 00569 - Federal Tax Payment ACH Total:					61,196.25
Vendor: 02566 - Frederick Koegler & Christine Gramlich					
06/11/2024	4964	HET Rebate	10-105-6237		140.00
Vendor 02566 - Frederick Koegler & Christine Gramlich Total:					140.00
Vendor: 00608 - Frontier					
06/11/2024	4965	Land Lines	10-000-6210		202.86
06/26/2024	5015	Internet Service - GWTPs	10-130-6105		162.47
06/26/2024	5015	Land Lines	10-000-6210		202.86
Vendor 00608 - Frontier Total:					568.19
Vendor: 00662 - Grainger, Inc.					
06/11/2024	10906	Cordless Worklight	10-320-6120		129.87
06/21/2024	10924	Hasps and Locks	20-220-6145		235.08
06/21/2024	10924	Operating Supplies/Inventory	10-000-1200		873.32
06/21/2024	10924	Operating Supplies/Inventory	10-000-6180		72.90
Vendor 00662 - Grainger, Inc. Total:					1,311.17
Vendor: 00663 - Granite Construction					
06/20/2024	4993	Fill Sand	22-000-1301	24W01CM	546.47
06/20/2024	4993	Fill Sand	22-000-1301	24W01CM	224.27
06/20/2024	4993	Fill Sand	22-000-1301	24W01CM	360.87
Vendor 00663 - Granite Construction Total:					1,131.61

Board Check Register

Payment Dates: 6/1/2024 - 6/30/2024

Payment Date	Payment Number	Description (Payable)	Account Number	Project Account Key	Amount
Vendor: 00684 - Haaker Equipment Company					
06/27/2024	10934	Credit for Returned Merchandise	22-340-6155		-188.37
06/27/2024	10934	Hydro Excavation Nozzles	22-340-6155		799.64
Vendor 00684 - Haaker Equipment Company Total:					611.27
Vendor: 02388 - Health Equity, Inc.					
06/05/2024	DFT0000966	HSA	10-000-2151		387.24
06/19/2024	DFT0000980	HSA	10-000-2151		387.24
Vendor 02388 - Health Equity, Inc. Total:					774.48
Vendor: 00705 - High Country Lumber, Inc.					
06/11/2024	4966	Strand Board	22-000-1301	24W01CM	582.32
06/11/2024	4966	Cement Trowels	30-310-6120		30.15
06/11/2024	4966	Utility Knife and Flashlight	22-340-6120		77.56
06/11/2024	4966	Cordless Blower	10-310-6120		172.39
06/11/2024	4966	Angle Grinder, Reciprocal Saw	22-340-6120		471.95
06/11/2024	4966	PVC Elbows	22-000-1301	24W01CM	4.29
06/20/2024	4994	Hole Saw and Adapter	10-320-6120		36.61
06/20/2024	4994	Hole Saws	10-320-6120		47.60
06/26/2024	5016	Door Weather Stipping	30-330-6150		25.41
06/26/2024	5016	Utility Knives	22-340-6120		47.39
Vendor 00705 - High Country Lumber, Inc. Total:					1,495.67
Vendor: 00725 - Infosend, Inc.					
06/21/2024	10925	UB Statement Processing (w/Insert)	10-120-6100		2,276.16
Vendor 00725 - Infosend, Inc. Total:					2,276.16
Vendor: 00728 - International Union of Operating Engineers					
06/11/2024	4967	Union Dues	10-000-2170		154.00
06/11/2024	4967	Union Dues	20-000-2170		154.12
06/11/2024	4967	Union Dues	30-000-2170		153.88
Vendor 00728 - International Union of Operating Engineers Total:					462.00
Vendor: 02007 - Jacob Trauscht					
06/11/2024	10907	Health and Wellness Grant	10-110-6200		40.00
Vendor 02007 - Jacob Trauscht Total:					40.00
Vendor: 00853 - Johanna Tramazzo					
06/26/2024	5017	HEDW Rebate	10-105-6237		200.00
Vendor 00853 - Johanna Tramazzo Total:					200.00
Vendor: 02568 - Joyce Tsai					
06/20/2024	4995	HET Rebate	10-105-6237		200.00
Vendor 02568 - Joyce Tsai Total:					200.00
Vendor: 00915 - Justin Mulbay					
06/11/2024	10908	Health and Wellness Grant	10-110-6200		40.00
Vendor 00915 - Justin Mulbay Total:					40.00
Vendor: 01003 - KMMT-FM					
06/11/2024	4968	Advertising	10-105-6190		500.00
Vendor 01003 - KMMT-FM Total:					500.00
Vendor: 01054 - Liebert Cassidy Whitmore					
06/11/2024	4969	Legal Services	10-110-6140		87.00
06/11/2024	4969	Legal Fees - Union Re-Opener	10-110-6140		1,870.50
06/20/2024	4996	Employment Relations Consortium Membership	10-110-6160		2,600.00
Vendor 01054 - Liebert Cassidy Whitmore Total:					4,557.50
Vendor: 00052 - Linde Gas & Equipment, Inc.					
06/11/2024	4970	Welding Supplies	10-000-6180		101.40
06/11/2024	4970	Welding Supplies	10-000-6180		68.32
06/11/2024	4970	Welding Supplies	10-000-6180		68.32
Vendor 00052 - Linde Gas & Equipment, Inc. Total:					238.04

Board Check Register

Payment Dates: 6/1/2024 - 6/30/2024

Payment Date	Payment Number	Description (Payable)	Account Number	Project Account Key	Amount
Vendor: 02574 - Lynn Kramer					
06/26/2024	5018	HET Rebate (2)	10-105-6237		400.00
Vendor 02574 - Lynn Kramer Total:					400.00
Vendor: 01099 - Mammoth Disposal					
06/11/2024	4971	Recycling	10-000-6100		147.00
06/11/2024	4971	Recycling	10-000-6100		136.50
06/20/2024	4997	Trash Service	10-000-6100		1,929.74
06/20/2024	4997	Portable Toilet Rental	22-000-1301	24W01CS	30.50
Vendor 01099 - Mammoth Disposal Total:					2,243.74
Vendor: 01100 - Mammoth Hospital					
06/11/2024	4972	Pre-Employment Physical	10-110-6100		127.40
Vendor 01100 - Mammoth Hospital Total:					127.40
Vendor: 01117 - Mammoth Times					
06/11/2024	10909	Advertising	10-110-6190		200.88
06/11/2024	10909	Subscription Renewal	10-100-6192		64.00
06/27/2024	10935	Job Ads	10-110-6190		120.44
Vendor 01117 - Mammoth Times Total:					385.32
Vendor: 01145 - Mark Busby					
06/11/2024	10910	Health & Wellness Grant	10-110-6200		40.00
Vendor 01145 - Mark Busby Total:					40.00
Vendor: 01183 - McMaster-Carr Supply Co.					
06/20/2024	4998	Screws	30-240-6145		358.56
06/20/2024	4998	Piano Hinge	30-240-6145		95.00
Vendor 01183 - McMaster-Carr Supply Co. Total:					453.56
Vendor: 01193 - Melissa Reeves					
06/11/2024	10911	Health & Wellness Grant	10-110-6200		34.94
06/11/2024	10911	Mileage Reimbursement	10-110-6220		406.69
Vendor 01193 - Melissa Reeves Total:					441.63
Vendor: 01240 - Mission Linen Supply					
06/11/2024	4973	Linen and Uniform Service	10-000-6180		1,285.50
06/11/2024	4973	Linen and Uniform Service	10-000-6180		60.55
Vendor 01240 - Mission Linen Supply Total:					1,346.05
Vendor: 01252 - Mono County Health Department					
06/20/2024	4999	HAZMAT Fees - FA0000622	10-000-6205		1,654.00
06/20/2024	5002	HAZMAT Fees - FA0000907	10-000-6205		2,895.00
06/20/2024	5000	HAZMAT Fees - FA0001066	10-000-6205		230.00
06/20/2024	5001	HAZMAT Fees - FA0001218	10-000-6205		230.00
06/20/2024	5003	HAZMAT Fees - FA0001219	10-000-6205		230.00
Vendor 01252 - Mono County Health Department Total:					5,239.00
Vendor: 01259 - Montrose Environmental Solutions, Inc.					
06/11/2024	10912	CARB Consulting	10-120-6110		500.00
Vendor 01259 - Montrose Environmental Solutions, Inc. Total:					500.00
Vendor: 02228 - Mountain Carpet Services, Inc.					
06/20/2024	5004	Flooring - CS2	96-000-6115		3,060.37
Vendor 02228 - Mountain Carpet Services, Inc. Total:					3,060.37
Vendor: 01945 - Northern Inyo Healthcare District					
06/11/2024	4974	DMV Physical - Hannon	10-320-6100		189.00
Vendor 01945 - Northern Inyo Healthcare District Total:					189.00
Vendor: 01318 - NTU Technologies, Inc.					
06/21/2024	10926	929 Polymer	30-240-6179		20,706.69
Vendor 01318 - NTU Technologies, Inc. Total:					20,706.69
Vendor: 00609 - Orion					
06/05/2024	DFT0000960	457b Roth EE Contribution	10-000-2161		338.02
06/05/2024	DFT0000960	457b Roth EE Contribution	20-000-2161		455.63
06/05/2024	DFT0000960	457b Roth EE Contribution	30-000-2161		455.52
06/05/2024	DFT0000961	457B EE Contribution	10-000-2161		6,761.23

Board Check Register

Payment Dates: 6/1/2024 - 6/30/2024

Payment Date	Payment Number	Description (Payable)	Account Number	Project Account Key	Amount
06/05/2024	DFT0000961	457B EE Contribution	20-000-2161		1,950.05
06/05/2024	DFT0000961	457B EE Contribution	30-000-2161		1,449.95
06/05/2024	DFT0000962	457b EE Contribution	10-000-2161		2,526.77
06/05/2024	DFT0000962	457b EE Contribution	20-000-2161		1,683.90
06/05/2024	DFT0000962	457b EE Contribution	30-000-2161		2,282.22
06/05/2024	DFT0000967	401A Pension	10-000-2160		1,750.61
06/05/2024	DFT0000967	401A Pension	10-000-2160		76.95
06/05/2024	DFT0000967	401A Pension	10-000-2160		19,310.95
06/05/2024	DFT0000967	401A Pension	20-000-2160		8,515.22
06/05/2024	DFT0000967	401A Pension	20-000-2160		785.47
06/05/2024	DFT0000967	401A Pension	20-000-2160		22.79
06/05/2024	DFT0000967	401A Pension	30-000-2160		9,068.79
06/05/2024	DFT0000967	401A Pension	30-000-2160		22.78
06/05/2024	DFT0000967	401A Pension	30-000-2160		840.58
06/19/2024	DFT0000974	457b Roth EE Contribution	10-000-2161		338.02
06/19/2024	DFT0000974	457b Roth EE Contribution	20-000-2161		509.94
06/19/2024	DFT0000974	457b Roth EE Contribution	30-000-2161		509.83
06/19/2024	DFT0000975	457B EE Contribution	10-000-2161		6,821.23
06/19/2024	DFT0000975	457B EE Contribution	20-000-2161		1,950.05
06/19/2024	DFT0000975	457B EE Contribution	30-000-2161		1,449.95
06/19/2024	DFT0000976	457b EE Contribution	10-000-2161		2,511.63
06/19/2024	DFT0000976	457b EE Contribution	20-000-2161		1,903.77
06/19/2024	DFT0000976	457b EE Contribution	30-000-2161		2,554.59
06/19/2024	DFT0000981	401A Pension	10-000-2160		76.95
06/19/2024	DFT0000981	401A Pension	10-000-2160		19,782.37
06/19/2024	DFT0000981	401A Pension	10-000-2160		1,830.17
06/19/2024	DFT0000981	401A Pension	20-000-2160		9,405.28
06/19/2024	DFT0000981	401A Pension	20-000-2160		22.79
06/19/2024	DFT0000981	401A Pension	20-000-2160		875.96
06/19/2024	DFT0000981	401A Pension	30-000-2160		930.70
06/19/2024	DFT0000981	401A Pension	30-000-2160		9,955.42
06/19/2024	DFT0000981	401A Pension	30-000-2160		22.78
Vendor 00609 - Orion Total:					119,748.86
Vendor: 02230 - Park Consulting Group, Inc.					
06/21/2024	10927	EnerGov Consulting	10-130-6106		800.00
Vendor 02230 - Park Consulting Group, Inc. Total:					800.00
Vendor: 01360 - PDM Steel Service Centers, Inc.					
06/11/2024	10913	Aluminum Sheets, Angles	30-240-6145		762.01
06/11/2024	10913	Credit	30-240-6145		-22.05
Vendor 01360 - PDM Steel Service Centers, Inc. Total:					739.96
Vendor: 01396 - Pitney Bowes-Purchase Power					
06/11/2024	4975	Postage	10-000-6185		502.25
Vendor 01396 - Pitney Bowes-Purchase Power Total:					502.25
Vendor: 01438 - Rich Environmental Services					
06/11/2024	4976	Monthly Tank Inspections	10-000-6100		150.00
Vendor 01438 - Rich Environmental Services Total:					150.00
Vendor: 01462 - Robert Motley					
06/11/2024	10914	Donuts for Staff Meeting	10-000-6123		44.62
Vendor 01462 - Robert Motley Total:					44.62
Vendor: 01525 - Ron Tanabe					
06/20/2024	5005	HET Rebate	10-105-6237		200.00
Vendor 01525 - Ron Tanabe Total:					200.00
Vendor: 01548 - Safety-Kleen Systems, Inc.					
06/21/2024	10928	Parts Washer Service	10-000-6100		294.21
Vendor 01548 - Safety-Kleen Systems, Inc. Total:					294.21
Vendor: 01611 - Sierra Carpet Cleaning					
06/11/2024	4977	Carpet Cleaning - Admin Building	10-000-6150		715.00

Board Check Register

Payment Dates: 6/1/2024 - 6/30/2024

Payment Date	Payment Number	Description (Payable)	Account Number	Project Account Key	Amount
06/11/2024	4977	Carpet Cleaning - Engineering Building	10-000-6150		795.00
Vendor 01611 - Sierra Carpet Cleaning Total:					1,510.00
Vendor: 02485 - Sierra Electronics					
06/20/2024	5006	Equipment Shipping	10-330-6145		15.00
Vendor 02485 - Sierra Electronics Total:					15.00
Vendor: 01639 - Snowcreek Athletic Club					
06/20/2024	5007	Snowcreek Dues	10-000-2170		368.00
06/20/2024	5007	Snowcreek Dues	20-000-2170		411.56
06/20/2024	5007	Snowcreek Dues	30-000-2170		151.44
Vendor 01639 - Snowcreek Athletic Club Total:					931.00
Vendor: 01650 - Southern California Edison - District					
06/11/2024	4978	Electricity	10-000-6230		4,712.03
06/11/2024	4978	Electricity	20-220-6230		-2,156.07
06/11/2024	4978	Electricity	20-220-6230		17,564.99
06/11/2024	4978	Electricity	30-240-6230		2,927.37
Vendor 01650 - Southern California Edison - District Total:					23,048.32
Vendor: 01649 - Southern California Edison - Housing					
06/11/2024	4979	Electricity - SM55	96-000-6115		50.31
Vendor 01649 - Southern California Edison - Housing Total:					50.31
Vendor: 01648 - Southern California Edison - WWTP					
06/11/2024	4980	Electricity	30-240-6230		5,173.09
Vendor 01648 - Southern California Edison - WWTP Total:					5,173.09
Vendor: 02005 - State of California Franchise Tax Board					
06/11/2024	4981	Case No. 550198169	10-000-2170		100.00
06/20/2024	5008	Case No. 550198169	10-000-2170		100.00
Vendor 02005 - State of California Franchise Tax Board Total:					200.00
Vendor: 02572 - Stephen Rice					
06/26/2024	5019	HET Rebate	10-105-6237		200.00
Vendor 02572 - Stephen Rice Total:					200.00
Vendor: 01701 - Steve's Auto & Truck Parts					
06/11/2024	4982	Motor Oil, Filters - Re-Issue	10-000-1200		779.34
06/11/2024	4982	Motor Oil, Filters - Re-Issue	10-000-1200		25.00
06/11/2024	4982	Grease Tubes	22-340-6180		135.57
06/11/2024	4982	Wheel Weights	10-310-6155		116.35
06/26/2024	5020	55 gal DEF	10-000-6155		336.01
06/26/2024	5020	Windshield Wiper Fluid	10-000-6180		53.77
Vendor 01701 - Steve's Auto & Truck Parts Total:					1,446.04
Vendor: 02427 - Streamline					
06/11/2024	4983	Streamline Web Membership	10-130-6105		2,988.00
Vendor 02427 - Streamline Total:					2,988.00
Vendor: 01731 - SWRCB-DWOCF					
06/11/2024	4984	D3 Cert. - Ruiz	20-310-6160		120.00
Vendor 01731 - SWRCB-DWOCF Total:					120.00
Vendor: 01750 - Telstar Instruments					
06/26/2024	5021	CL2 Seal Kit and 1" Ejector PM Kit	30-240-6145		286.62
06/26/2024	5021	CL2 Seal Kit and 1" Ejector PM Kit	30-240-6145		455.78
Vendor 01750 - Telstar Instruments Total:					742.40
Vendor: 01762 - Tesco Controls, LLC					
06/11/2024	10915	Well 32 SCADA Configuration and PLC	22-000-1301	21W03CS	18,257.50
06/21/2024	10929	SCADA System Upgrade - Final Payment	21-000-1301	22A01CS	17,650.00
06/21/2024	10929	L3000 CPU	10-330-6145		1,994.85
Vendor 01762 - Tesco Controls, LLC Total:					37,902.35

Board Check Register

Payment Dates: 6/1/2024 - 6/30/2024

Payment Date	Payment Number	Description (Payable)	Account Number	Project Account Key	Amount
Vendor: 01763 - Thatcher Company, Inc					
06/11/2024	10916	Chlorine	30-240-6179		15,000.00
06/11/2024	10916	Chlorine	30-240-6179		18,691.32
06/11/2024	10916	Cylinder Deposit Refund	30-240-6179		-15,000.00
06/11/2024	10916	Caustic Soda 25%	20-230-6179		6,478.92
Vendor 01763 - Thatcher Company, Inc Total:					25,170.24
Vendor: 01770 - The Sheet, Inc.					
06/20/2024	5009	Advertising	10-105-6190		458.00
06/20/2024	5009	Advertising	10-110-6190		75.00
06/20/2024	5009	Notice of Ordinance	10-100-6190		120.00
Vendor 01770 - The Sheet, Inc. Total:					653.00
Vendor: 01833 - United Rentals, Inc.					
06/11/2024	4985	Shoring Pump Fluid, Pump Repair Kit	30-310-6120		1,113.67
Vendor 01833 - United Rentals, Inc. Total:					1,113.67
Vendor: 01856 - Verizon Wireless - Data Collectors					
06/21/2024	10930	Data Plan for Meter Data Collectors	20-320-6210		120.88
Vendor 01856 - Verizon Wireless - Data Collectors Total:					120.88
Vendor: 01854 - Verizon Wireless					
06/11/2024	10917	Cell Phone/iPad Equipment and Data Plans	10-130-6105		412.90
Vendor 01854 - Verizon Wireless Total:					412.90
Vendor: 01877 - VWR International					
06/11/2024	4986	Lab Supplies	30-210-6180		735.40
06/11/2024	4986	Sulfuric Acid	30-210-6180		97.02
06/26/2024	5022	Lab Supplies	30-210-6180		749.89
Vendor 01877 - VWR International Total:					1,582.31
Vendor: 01887 - Weco Industries, LLC					
06/11/2024	10918	Nozzle Jet Assemblies, Overhaul Kit	30-310-6120		1,233.89
06/11/2024	10918	Manhole Grade Rings	23-000-1301	24WW07CM	152.83
06/11/2024	10918	Manhole Grade Rings	23-000-1301	24WW07CM	124.26
06/11/2024	10918	Manhole Grade Rings	23-000-1301	24WW07CM	108.01
06/11/2024	10918	Manhole Grade Rings	23-000-1301	24WW07CM	101.89
06/11/2024	10918	Manhole Grade Rings	23-000-1301	24WW07CM	159.83
06/11/2024	10918	Manhole Grade Rings	23-000-1301	24WW07CM	152.83
Vendor 01887 - Weco Industries, LLC Total:					2,033.54
Vendor: 01890 - Wells Fargo VISA					
06/17/2024	DFT0000985	Adobe	10-100-6105		19.99
06/17/2024	DFT0000985	Adobe	10-100-6105		19.99
06/17/2024	DFT0000985	Adobe	10-105-6105		239.88
06/17/2024	DFT0000985	Adobe	10-120-6105		19.99
06/17/2024	DFT0000985	Adobe	10-120-6105		239.88
06/17/2024	DFT0000985	Adobe	10-200-6105		19.99
06/17/2024	DFT0000985	Adobe	20-220-6105		19.99
06/17/2024	DFT0000985	Adobe	30-240-6105		12.99
06/17/2024	DFT0000985	Canva	10-130-6105		14.99
06/17/2024	DFT0000985	Carhartt	10-320-6124		129.28
06/17/2024	DFT0000985	Cavenders	20-320-6124		247.81
06/17/2024	DFT0000985	Chandos	10-105-6220		16.64
06/17/2024	DFT0000985	Chevron	10-200-6125		63.16
06/17/2024	DFT0000985	Chevron	10-310-6155		257.58
06/17/2024	DFT0000985	Chevron	30-240-6125		58.90
06/17/2024	DFT0000985	Chilis	30-240-6220		30.00
06/17/2024	DFT0000985	Clicksafety	10-110-6200		175.50
06/17/2024	DFT0000985	Costco	10-000-6180		31.98
06/17/2024	DFT0000985	Courtyard	10-105-6220		1,350.35

Board Check Register

Payment Dates: 6/1/2024 - 6/30/2024

Payment Date	Payment Number	Description (Payable)	Account Number	Project Account Key	Amount
06/17/2024	DFT0000985	Courtyard	30-240-6220		600.03
06/17/2024	DFT0000985	CWEA	10-210-6160		221.00
06/17/2024	DFT0000985	CWEA	10-300-6160		221.00
06/17/2024	DFT0000985	CWEA	10-300-6160		211.00
06/17/2024	DFT0000985	CWEA	10-330-6160		103.00
06/17/2024	DFT0000985	CWEA	30-200-6160		324.00
06/17/2024	DFT0000985	CWEA	30-240-6160		98.00
06/17/2024	DFT0000985	CWEA	30-310-6160		222.00
06/17/2024	DFT0000985	CWEA	30-310-6160		98.00
06/17/2024	DFT0000985	CWEA	30-320-6160		221.00
06/17/2024	DFT0000985	Amazon	10-000-6155		70.67
06/17/2024	DFT0000985	Amazon	10-000-6180		50.95
06/17/2024	DFT0000985	Amazon	10-000-6180		29.50
06/17/2024	DFT0000985	Amazon	10-100-6124		122.83
06/17/2024	DFT0000985	Amazon	10-100-6180		20.26
06/17/2024	DFT0000985	Amazon	10-105-6180		53.75
06/17/2024	DFT0000985	Amazon	10-210-6120		118.38
06/17/2024	DFT0000985	Amazon	10-310-6120		403.98
06/17/2024	DFT0000985	Amazon	20-220-6120		59.00
06/17/2024	DFT0000985	Amazon	30-310-6120		312.42
06/17/2024	DFT0000985	DirecTV	10-000-6123		170.59
06/17/2024	DFT0000985	DIY	10-100-6155		85.95
06/17/2024	DFT0000985	Dutch Bros	30-240-6220		8.65
06/17/2024	DFT0000985	ES Home Inspections	96-000-1304		450.00
06/17/2024	DFT0000985	G&M Oil	10-120-6220		51.49
06/17/2024	DFT0000985	Giovannis	10-110-6200		326.68
06/17/2024	DFT0000985	Global Ind	30-240-6180		707.88
06/17/2024	DFT0000985	Global Ind	30-240-6180		-165.17
06/17/2024	DFT0000985	Good Life Caf?	10-100-6123		75.42
06/17/2024	DFT0000985	Good Life Caf?	10-100-6215		54.28
06/17/2024	DFT0000985	Grocery Outlet	10-110-6190		13.99
06/17/2024	DFT0000985	Grocery Outlet	10-110-6200		172.66
06/17/2024	DFT0000985	Hilton	10-120-6220		668.07
06/17/2024	DFT0000985	Hing's	10-000-6123		41.50
06/17/2024	DFT0000985	Homedepot	10-320-6120		246.75
06/17/2024	DFT0000985	Homedepot	10-320-6120		106.67
06/17/2024	DFT0000985	Homedepot	30-330-6180		86.07
06/17/2024	DFT0000985	In-N-Out	30-240-6220		12.02
06/17/2024	DFT0000985	J Resort	10-310-6220		27.32
06/17/2024	DFT0000985	J Resort	10-310-6220		14.45
06/17/2024	DFT0000985	J Resort	10-310-6220		34.05
06/17/2024	DFT0000985	Jimboys Tacos	30-240-6220		14.17
06/17/2024	DFT0000985	Keenfootwear	30-240-6124		198.00
06/17/2024	DFT0000985	Kodaiko Ramen	10-105-6220		29.35
06/17/2024	DFT0000985	Latin Market	10-000-6123		690.00
06/17/2024	DFT0000985	Latin Market	10-110-6200		162.00
06/17/2024	DFT0000985	LCW	10-110-6140		3,500.00
06/17/2024	DFT0000985	Levis	10-100-6124		209.69
06/17/2024	DFT0000985	Apple.Com	10-100-6210		0.99
06/17/2024	DFT0000985	Lone Star Bistro	10-120-6220		18.50
06/17/2024	DFT0000985	Looney Bean	10-300-6123		38.98
06/17/2024	DFT0000985	Miele	30-210-6145		2,444.00
06/17/2024	DFT0000985	Mistobox	10-300-6123		212.52
06/17/2024	DFT0000985	Mother	10-105-6220		29.88
06/17/2024	DFT0000985	Nik-N-Willies	10-110-6200		424.53
06/17/2024	DFT0000985	Oct Water Academy	30-240-6215		52.71
06/17/2024	DFT0000985	Panda Express	20-220-6220		10.61
06/17/2024	DFT0000985	Pollardwater	10-320-6120		249.66
06/17/2024	DFT0000985	Pollardwater	20-000-6120		11,563.46
06/17/2024	DFT0000985	Popeyes	10-310-6220		14.06

Board Check Register

Payment Dates: 6/1/2024 - 6/30/2024

Payment Date	Payment Number	Description (Payable)	Account Number	Project Account Key	Amount
06/17/2024	DFT0000985	Atlantis	20-220-6220		19.49
06/17/2024	DFT0000985	Atlantis	20-220-6220		20.57
06/17/2024	DFT0000985	Atlantis	20-220-6220		181.78
06/17/2024	DFT0000985	Robertos Cafe	10-100-6215		29.95
06/17/2024	DFT0000985	Shell Oil	10-120-6220		56.47
06/17/2024	DFT0000985	Shell Oil	10-300-6125		45.02
06/17/2024	DFT0000985	Speedway	10-200-6155		12.00
06/17/2024	DFT0000985	Speedway	10-200-6180		12.00
06/17/2024	DFT0000985	Staples	10-000-6180		21.86
06/17/2024	DFT0000985	Staples	10-000-6180		102.07
06/17/2024	DFT0000985	Staples	10-000-6180		72.57
06/17/2024	DFT0000985	Starlink	10-130-6105		120.00
06/17/2024	DFT0000985	Supplyhouse	30-240-6145		400.96
06/17/2024	DFT0000985	The Tire Rack	10-000-6155		744.31
06/17/2024	DFT0000985	Thermosoft	21-000-1301	24A02CM	8,646.02
06/17/2024	DFT0000985	Uline	20-230-6120		28.43
06/17/2024	DFT0000985	Uplift Desk	10-400-6120		1,327.48
06/17/2024	DFT0000985	BB Diner	10-120-6220		24.51
06/17/2024	DFT0000985	UPS	10-000-6185		32.90
06/17/2024	DFT0000985	UPS	10-000-6185		16.90
06/17/2024	DFT0000985	UPS	10-000-6185		16.90
06/17/2024	DFT0000985	UPS	10-000-6185		16.90
06/17/2024	DFT0000985	UPS	10-210-6185		72.51
06/17/2024	DFT0000985	UPS	10-210-6185		158.83
06/17/2024	DFT0000985	UPS	10-210-6185		153.17
06/17/2024	DFT0000985	UPS	10-210-6185		86.31
06/17/2024	DFT0000985	USPS	10-000-6185		14.80
06/17/2024	DFT0000985	VCN	10-000-6205		202.50
06/17/2024	DFT0000985	Vegan	10-105-6220		23.73
06/17/2024	DFT0000985	Vons	10-000-6123		41.25
06/17/2024	DFT0000985	Vons	10-000-6123		44.96
06/17/2024	DFT0000985	Vons	10-000-6123		61.40
06/17/2024	DFT0000985	Vons	10-000-6123		19.98
06/17/2024	DFT0000985	Vons	10-000-6123		15.78
06/17/2024	DFT0000985	Vons	10-000-6123		7.09
06/17/2024	DFT0000985	Vons	10-000-6123		19.98
06/17/2024	DFT0000985	Vons	10-100-6215		72.56
06/17/2024	DFT0000985	Vons	10-110-6200		60.57
06/17/2024	DFT0000985	Vons	10-110-6200		30.06
06/17/2024	DFT0000985	Vons	30-240-6180		130.88
06/17/2024	DFT0000985	Walmart	10-000-6180		65.98
06/17/2024	DFT0000985	Willie's	30-240-6220		10.65
06/17/2024	DFT0000985	Wixstudio	10-110-6220		23.24
06/17/2024	DFT0000985	Zoom	10-000-6215		40.00
06/17/2024	DFT0000985	Bellingham	10-100-6155		237.66
06/17/2024	DFT0000985	Blue-White	30-240-6145		718.22
06/17/2024	DFT0000985	Burgers	10-100-6215		32.00
06/17/2024	DFT0000985	Cabelas	20-220-6124		145.43
				Vendor 01890 - Wells Fargo VISA Total:	44,020.72

Vendor: 01900 - Western Nevada Supply Company

06/11/2024	10919	Brass Fittings	10-000-1200		1,904.43
06/11/2024	10919	1" Meter Pits	10-000-1200		19,421.51
06/11/2024	10919	Backflow Repair Part	10-000-6145		178.29
06/11/2024	10919	Gate Valves	10-000-1200		519.81
06/21/2024	10931	Filter Fabric	22-000-1301	24W01CM	265.69
06/27/2024	10936	Gate Caps, Brass Fittings, Meter Pit Extensions	10-000-1200		2,239.94
				Vendor 01900 - Western Nevada Supply Company Total:	24,529.67

Vendor: 02564 - White Cap, LP

06/11/2024	4987	Chemical Grout	30-310-6145		947.14
------------	------	----------------	-------------	--	--------

Board Check Register

Payment Dates: 6/1/2024 - 6/30/2024

Payment Date	Payment Number	Description (Payable)	Account Number	Project Account Key	Amount
06/11/2024	4987	Shipping for Invoice 50026725578	30-310-6145		41.43
				Vendor 02564 - White Cap, LP Total:	<u>988.57</u>
				Grand Total:	<u><u>564,604.40</u></u>

Report Summary

Fund Summary

Fund	Payment Amount
10 - Administration	263,544.16
20 - Water Operations	109,012.71
21 - Admin Capital Replacement	26,296.02
22 - Water Capital Replacement	30,490.20
23 - Wastewater Capital Replacement	799.65
30 - Wastewater Operations	130,344.78
96 - New Enterprise	4,116.88
Grand Total:	564,604.40

Account Summary

Account Number	Account Name	Payment Amount
10-000-1200	Inventory - Warehouse	25,852.24
10-000-2150	Ee Insurance Benefits Pa...	44,581.49
10-000-2151	Health Saving Acct. Paya...	774.48
10-000-2160	Pension Contribution Pa...	42,828.00
10-000-2161	Ee Deferred Comp Contr...	19,296.90
10-000-2170	Employee Deductions - ...	772.96
10-000-2200	Payroll Taxes - Federal	30,657.85
10-000-2210	Payroll Taxes - State	11,592.91
10-000-6020	Employee Benefits - Gro...	3,358.81
10-000-6100	Outside Services	2,657.45
10-000-6123	Employee Engagement	1,191.63
10-000-6130	Insurance	781.00
10-000-6145	M & R - Line Repair/Equi...	178.29
10-000-6150	M & R - Buildings	4,497.33
10-000-6155	M & R - Vehicles	1,150.99
10-000-6180	Operating Supplies	2,220.74
10-000-6185	Postage/Freight	600.65
10-000-6205	Permits & Licensing	5,441.50
10-000-6210	Telephone	1,061.93
10-000-6215	Training & Meetings	40.00
10-000-6230	Utilities - Electric	4,712.03
10-100-6105	Software Licenses/Agre...	39.98
10-100-6123	Employee Engagement	75.42
10-100-6124	Employee Uniform	332.52
10-100-6140	Legal Services	7,271.00
10-100-6155	M & R - Vehicles	323.61
10-100-6180	Operating Supplies	20.26
10-100-6190	Advertising Publications...	120.00
10-100-6192	Books & Subscriptions	64.00
10-100-6210	Telephone	0.99
10-100-6215	Training & Meetings	188.79
10-105-6105	Software Licenses/Agre...	239.88
10-105-6180	Operating Supplies	53.75
10-105-6190	Advertising Publications...	958.00
10-105-6220	Travel Expenses	1,449.95
10-105-6237	Water Conservation	2,530.55
10-110-6100	Outside Services	555.50
10-110-6140	Legal Services	5,457.50
10-110-6160	Memberships/Certificati...	2,600.00
10-110-6190	Advertising Publications...	410.31
10-110-6200	Safety	1,506.94
10-110-6220	Travel Expenses	429.93
10-120-6100	Outside Services	2,276.16
10-120-6105	Software Licenses/Agre...	259.87
10-120-6110	Professional Services	500.00
10-120-6220	Travel Expenses	819.04

Account Summary

Account Number	Account Name	Payment Amount
10-130-6105	Software Licenses/Agre...	20,532.20
10-130-6106	IT Services	800.00
10-200-6105	Software Licenses/Agre...	19.99
10-200-6125	Gasoline	63.16
10-200-6155	M & R - Vehicles	12.00
10-200-6180	Operating Supplies	12.00
10-210-6111	Outside Lab Services	59.45
10-210-6120	Operating Tools/Equipm...	118.38
10-210-6160	Memberships/Certificati...	221.00
10-210-6185	Postage/Freight	470.82
10-300-6123	Employee Engagement	251.50
10-300-6125	Gasoline	45.02
10-300-6160	Memberships/Certificati...	432.00
10-310-6120	Operating Tools/Equipm...	657.29
10-310-6155	M & R - Vehicles	2,411.49
10-310-6220	Travel Expenses	89.88
10-320-6100	Outside Services	189.00
10-320-6120	Operating Tools/Equipm...	817.16
10-320-6124	Employee Uniform	129.28
10-330-6120	Operating Tools/Equipm...	25.18
10-330-6145	M & R - Line Repair/Equi...	2,009.85
10-330-6150	M & R - Buildings	4.35
10-330-6160	Memberships/Certificati...	103.00
10-330-6180	Operating Supplies	9.55
10-400-6120	Operating Tools/Equipm...	1,327.48
20-000-2150	Ee Insurance Benefits Pa...	18,708.92
20-000-2160	Pension Contribution Pa...	19,627.51
20-000-2161	Ee Deferred Comp Contr...	8,453.34
20-000-2170	Employee Deductions - ...	1,075.17
20-000-2200	Payroll Taxes - Federal	12,189.42
20-000-2210	Payroll Taxes - State	4,294.34
20-000-6120	Operating Tools/Equipm...	11,563.46
20-210-6111	Outside Lab Services	1,032.72
20-220-6105	Software Licenses/Agre...	19.99
20-220-6120	Operating Tools/Equipm...	59.00
20-220-6124	Employee Uniform	145.43
20-220-6145	M & R - Line Repair/Equi...	265.99
20-220-6180	Operating Supplies	9.69
20-220-6220	Travel Expenses	232.45
20-220-6230	Utilities - Electric	15,408.92
20-230-6120	Operating Tools/Equipm...	28.43
20-230-6179	Operating Chemicals	15,409.24
20-310-6160	Memberships/Certificati...	120.00
20-320-6124	Employee Uniform	247.81
20-320-6210	Telephone	120.88
21-000-1301	Construction in Progress	26,296.02
22-000-1301	Construction in Progress	20,271.91
22-000-2200	Payroll Taxes - Federal	4,597.41
22-000-2210	Payroll Taxes - State	797.15
22-340-6120	Operating Tools/Equipm...	596.90
22-340-6124	Employee Uniform	413.23
22-340-6155	M & R - Vehicles	3,678.03
22-340-6180	Operating Supplies	135.57
23-000-1301	Construction in Progress	799.65
30-000-2150	Ee Insurance Benefits Pa...	19,279.24
30-000-2160	Pension Contribution Pa...	20,841.05
30-000-2161	Ee Deferred Comp Contr...	8,702.06
30-000-2170	Employee Deductions - ...	761.89

Account Summary

Account Number	Account Name	Payment Amount
30-000-2200	Payroll Taxes - Federal	13,751.57
30-000-2210	Payroll Taxes - State	5,046.13
30-200-6160	Memberships/Certificati...	324.00
30-210-6111	Outside Lab Services	605.61
30-210-6145	M & R - Line Repair/Equi...	2,444.00
30-210-6180	Operating Supplies	1,582.31
30-240-6105	Software Licenses/Agre...	12.99
30-240-6124	Employee Uniform	198.00
30-240-6125	Gasoline	58.90
30-240-6145	M & R - Line Repair/Equi...	3,400.79
30-240-6160	Memberships/Certificati...	98.00
30-240-6179	Operating Chemicals	39,398.01
30-240-6180	Operating Supplies	680.36
30-240-6215	Training & Meetings	52.71
30-240-6220	Travel Expenses	675.52
30-240-6230	Utilities - Electric	8,100.46
30-310-6120	Operating Tools/Equipm...	2,690.13
30-310-6145	M & R - Line Repair/Equi...	988.57
30-310-6160	Memberships/Certificati...	320.00
30-320-6160	Memberships/Certificati...	221.00
30-330-6150	M & R - Buildings	25.41
30-330-6180	Operating Supplies	86.07
96-000-1304	Housing	450.00
96-000-6115	Employee Housing Expe...	3,666.88
	Grand Total:	564,604.40

Project Account Summary

Project Account Key	Payment Amount
None	517,236.82
21W03CS	18,257.50
22A01CS	17,650.00
24A02CM	8,646.02
24W01CM	1,983.91
24W01CS	30.50
24WW07CM	799.65
	Grand Total:
	564,604.40

<u>Merchant Name</u>	<u>Fund GL Account</u>	<u>Cardholder</u>	<u>Amount</u>	<u>Description</u>
Adobe	10-200-6105	C. Murray	19.99	Adobe acrobat pro
Adobe	20-220-6105	E. Solomon	19.99	Adobe monthly subscription
Adobe	10-120-6105	H. Christensen	239.88	Adobe annual Subscription
Adobe	10-100-6105	M. Busby	19.99	Adore pro editing software
Adobe	10-120-6105	M. Bretz	19.99	Adobe
Adobe	10-105-6105	M. Draper	239.88	Adobe subscription
Adobe	10-100-6105	S. Hake	19.99	Document Editing - Monthly
Adobe	30-240-6105	S. Sornoso	12.99	monthly subscription
Adobe Total			592.70	
Amazon	10-100-6124	M. Busby	122.83	Work hats
Amazon	10-105-6180	M. Vendors	53.75	Bottle Cleaning Brushes
Amazon	10-310-6120	M. Vendors	403.98	Floor Jack
Amazon	10-210-6120	M. Vendors	118.38	Glass Graduated Filtration Filter
Amazon	30-310-6120	M. Vendors	312.42	Manhole Hook
Amazon	10-000-6180	M. Vendors	50.95	Office Supplies, Tire Plugs
Amazon	10-000-6155	M. Vendors	70.67	Replacement Brush Guard - #104
Amazon	10-000-6180	M. Vendors	59.00	Wall-Mount File Holders
Amazon	10-000-6180	M. Vendors	29.50	Wall-Mounted Document Holder
Amazon	10-100-6180	M. Vendors	20.26	Wrist Support
Amazon Total			1,241.74	
Apple.Com	10-100-6210	M. Busby	0.99	Cell phone data storage
Apple.Com Total			0.99	
Atlantis	20-220-6220	E. Solomon	181.78	Hotel room for taking class
Atlantis	20-220-6220	E. Solomon	20.57	Per diem dinner
Atlantis	20-220-6220	E. Solomon	19.49	Travel meal
Atlantis Total			221.84	
BB Diner	10-120-6220	J. Beatty	24.51	Dinner - CMTA conference
BB Diner Total			24.51	
Bellingham	10-100-6155	M. Vendors	237.66	TPM Sensors - #84
Bellingham Total			237.66	
Blue-White	30-240-6145	K. Burnett	718.22	Two rollers for RW polymer pump
Blue-White Total			718.22	
Burgers	10-100-6215	M. Busby	32.00	Local agency/business lunch
Burgers Total			32.00	
Cabelas	20-220-6124	C. Monroe	145.43	Waders for working in flumes/weirs
Cabelas Total			145.43	
Canva	10-130-6105	J. Burkhart	14.99	Canva
Canva Total			14.99	
Carhartt	10-320-6124	A. Derue	129.28	Uniform
Carhartt Total			129.28	
Cavenders	20-320-6124	T. English	247.81	Boots
Cavenders Total			247.81	
Chandos	10-105-6220	M. Draper	16.64	Lunch
Chandos Total			16.64	
Chevron	10-200-6125	C. Murray	63.16	Fuel for vehicle 88
Chevron	30-240-6220	S. Sornoso	58.90	Gas for class
Chevron	10-310-6155	T. Brooks	257.58	A/C recharge
Chevron Total			379.64	
Chilis	30-240-6220	S. Sornoso	30.00	lunch
Chilis Total			30.00	
Clicksafety	10-110-6200	M. Reeves	175.50	Flagger Training

Clicksafety Total			175.50	
Costco	10-000-6180	A. Campbell	31.98	Coffee for admin kitchen
Costco Total			31.98	
Courtyard	10-105-6220	M. Draper	1,350.35	CCCS course, week long.
Courtyard	30-240-6220	S. Sornoso	600.03	Hotel For class Sacramento
Courtyard Total			1,950.38	
CWEA	30-320-6160	A. Derue	221.00	CWEA membership
CWEA	30-200-6160	C. Murray	324.00	C2 cert & membership renewal
CWEA	10-330-6160	H. Lewis	103.00	cwea receipt
CWEA	30-310-6160	K. Weiland	98.00	electrical instrumentation certificate
CWEA	10-300-6160	R. Motley	221.00	CWEA Membership renewal.
CWEA	10-300-6160	R. Motley	211.00	Mech 4 and E&I cert renewal
CWEA	30-310-6160	R. Larson	222.00	cwea c3 retest
CWEA	10-210-6160	S. Minich	221.00	CWEA membership
CWEA	30-240-6160	T. Nelson	98.00	CWEA CSM 1 renewal
CWEA Total			1,719.00	
DirecTV	10-000-6123	M. Vendors	170.59	DirecTV
DirecTV Total			170.59	
DIY	10-100-6155	M. Busby	85.95	Tie down straps
DIY Total			85.95	
Dutch Bros	30-240-6220	S. Sornoso	8.65	breakfast
Dutch Bros Total			8.65	
ES Home Inspections	96-000-1304	J. Beatty	450.00	Home inspection 229 Manzanita
ES Home Inspections Total			450.00	
G&M Oil	10-120-6220	J. Beatty	51.49	Fuel - travel to CMTA conference
G&M Oil Total			51.49	
Giovannis	10-110-6200	C. Weibert	326.68	5/22 Training Lunch
Giovannis Total			326.68	
Global Ind	30-240-6180	S. Sornoso	(165.17)	Credit for Nitrile gloves over charge
Global Ind	30-240-6180	S. Sornoso	707.88	Nitrile Gloves
Global Ind Total			542.71	
Good Life Café	10-100-6215	M. Busby	54.28	Lunch meeting with Board director
Good Life Café	10-100-6123	M. Busby	75.42	Mechanical Maint. lunch meeting
Good Life Café Total			129.70	
Grocery Outlet	10-110-6190	M. Reeves	13.99	Student Job Fair hand-out
Grocery Outlet	10-110-6200	M. Reeves	172.66	Training Meals
Grocery Outlet Total			186.65	
Hilton	10-120-6220	J. Beatty	668.07	CMTA conference hotel
Hilton Total			668.07	
Hing's	10-000-6123	R. Motley	41.50	Staff meeting
Hing's Total			41.50	
Homedepot	10-320-6120	A. Derue	106.67	Op tools
Homedepot	10-320-6120	A. Derue	246.75	Op tools
Homedepot	10-330-6180	D. Pijuan	86.07	Wire pulling lubricant
Homedepot Total			439.49	
In-N-Out	30-240-6220	S. Sornoso	12.02	lunch
In-N-Out Total			12.02	
J Resort	20-310-6220	T. Brooks	34.05	D-2 exam
J Resort	20-310-6220	T. Brooks	14.45	D-2 exam meal
J Resort	20-310-6220	T. Brooks	27.32	D-2 test meal
J Resort Total			75.82	
Jimboys Tacos	30-240-6220	S. Sornoso	14.17	lunch
Jimboys Tacos Total			14.17	

Keenfootwear	30-240-6124	T. Nelson	198.00	Safety Toe Shoes
Keenfootwear Total			198.00	
Kodaiko Ramen	10-105-6220	M. Draper	29.35	Dinner Tuesday
Kodaiko Ramen Total			29.35	
Latin Market	10-110-6200	M. Reeves	162.00	Training Meals
Latin Market	10-000-6123	S. Hake	690.00	Staff/Board Lunch
Latin Market Total			852.00	
LCW	10-110-6215	C. Weibert	3,500.00	Workplace Violence Training
LCW Total			3,500.00	
Levis	10-100-6124	M. Busby	209.69	Work pants
Levis Total			209.69	
Lone Star Bistro	10-120-6220	J. Beatty	18.50	Lunch - travel to CMTA conference
Lone Star Bistro Total			18.50	
Looney Bean	10-000-6180	R. Motley	38.98	Ground coffee for office.
Looney Bean Total			38.98	
Miele	30-210-6145	R. Medhurst	2,444.00	Annual service of glassware washer
Miele Total			2,444.00	
Mistobox	10-000-6180	R. Motley	212.52	coffee for engineering building.
Mistobox Total			212.52	
Mother	10-105-6220	M. Draper	29.88	Dinner Wednesday
Mother Total			29.88	
Nik-N-Willies	10-110-6200	M. Reeves	424.53	5/21 Training Lunch
Nik-N-Willies Total			424.53	
Oct Water Academy	30-240-6215	S. Sornoso	52.71	practice test book & calculator
Oct Water Academy Total			52.71	
Panda Express	20-220-6220	E. Solomon	10.61	Per diem for lunch
Panda Express Total			10.61	
Pollardwater	10-320-6120	A. Derue	249.66	Op tools
Pollardwater	20-000-6120	M. Vendors	11,563.46	Three Hydrant Meters
Pollardwater Total			11,813.12	
Popeyes	20-310-6220	T. Brooks	14.06	D-2 test meal
Popeyes Total			14.06	
Robertos Cafe	10-100-6215	M. Busby	29.95	Local agency/business lunch
Robertos Cafe Total			29.95	
Shell Oil	10-120-6220	J. Beatty	56.47	Fuel to CMTA conference
Shell Oil	10-300-6125	R. Motley	45.02	Fuel for truck 90
Shell Oil Total			101.49	
Speedway	10-200-6155	C. Murray	12.00	Car wash for vehicle 88
Speedway	10-200-6155	C. Murray	12.00	Car wash for vehicle 88
Speedway Total			24.00	
Staples	10-000-6180	L. Block	102.07	Office Supplies
Staples	10-000-6180	L. Block	72.57	Office Supplies
Staples	10-000-6180	L. Block	21.86	Office Supplies
Staples Total			196.50	
Starlink	10-130-6105	M. Vendors	120.00	StarLink
Starlink Total			120.00	
Supplyhouse	30-240-6145	T. Nelson	400.96	Secondary effluent turbidity pumps
Supplyhouse Total			400.96	
The Tire Rack	10-000-6155	A. Campbell	744.31	Tires for Escape #76
The Tire Rack Total			744.31	
Thermosoft	21-000-1301	R. Motley	8,646.02	Heating for new paving
Thermosoft Total			8,646.02	
Uline	20-220-6180	D. Schneider	28.43	Ice packs for samples

Uline Total			28.43	
Uplift Desk	10-400-6120	M. Vendors	1,327.48	Uplift Desk and Accessories - Holt
Uplift Desk Total			1,327.48	
UPS	10-000-6185	M. Vendors	16.90	Service Fee and Shipping Charges
UPS	10-210-6185	M. Vendors	72.51	Service Fee and Shipping Charges
UPS	10-000-6185	M. Vendors	16.90	Service Fee and Shipping Charges
UPS	10-210-6185	M. Vendors	153.17	Service Fee and Shipping Charges
UPS	10-000-6185	M. Vendors	16.90	Service Fee/Shipping Charges
UPS	10-210-6185	M. Vendors	158.83	Service Fee/Shipping Charges
UPS	10-000-6185	M. Vendors	32.90	Service Fee/Shipping Charges
UPS	10-210-6185	M. Vendors	86.31	Service Fee/Shipping Charges
UPS Total			554.42	
USPS	10-000-6185	L. Block	14.80	Certified Mail
USPS Total			14.80	
VCN	10-105-6205	M. Draper	202.50	Ceqa filing with Clerk
VCN Total			202.50	
Vegan	10-105-6220	M. Draper	23.73	Dinner Thursday
Vegan Total			23.73	
Vons	30-240-6180	K. Burnett	130.88	Headworks brush and wear plate
Vons	10-000-6123	L. Block	7.09	Summer BBQ
Vons	10-110-6200	M. Reeves	60.57	Training Meals
Vons	10-110-6200	M. Reeves	30.06	Training Meals
Vons	10-100-6215	S. Hake	72.56	Board Snacks
Vons	10-000-6123	S. Hake	19.98	Staff Meeting
Vons	10-000-6123	S. Hake	61.40	Staff Meeting
Vons	10-000-6123	S. Hake	19.98	Staff Meeting
Vons	10-000-6123	S. Hake	15.78	Staff Meeting
Vons	10-000-6123	S. Hake	41.25	Staff Meeting
Vons	10-000-6123	S. Hake	44.96	Staff/Board Lunch
Vons Total			504.51	
Walmart	10-000-6180	M. Vendors	65.98	Hershey's Kisses
Walmart Total			65.98	
Willie's	30-240-6220	S. Sornoso	10.65	dinner
Willie's Total			10.65	
Wixstudio	10-110-6220	M. Reeves	23.24	Travel Meals
Wixstudio Total			23.24	
Zoom	10-000-6215	S. Hake	40.00	Virtual Meetings and Cloud Storage
Zoom Total			40.00	
May Visa Transaction Total			44,020.72	

MINUTES

Thursday, May 16, 2024
Mammoth Community Water District
Regular Board Meeting

The Board of Directors convened in session at the hour of 5:31 p.m. No recess was taken, and the meeting was adjourned at 7:36 p.m.

Prepared by:

Stephanie Hake
Executive Assistant

ATTEST:

Mark Busby
Board Secretary

THE REGULAR MEETING of the Board of Directors of the Mammoth Community Water District was held on Thursday, May 16, 2024 at 5:31 p.m.

ROLL CALL

Board Present

Director: Tom Cage
Director: Dennis Domaille
Director: Elizabeth Hylton
Director: Tom Smith
Director: Gary Thompson

Board Absent

None

Staff Present

General Manager: Mark Busby
District Engineer: Garrett Higerd
Finance Manager: Jeff Beatty
Operations Superintendent: Clay Murray
Maintenance Superintendent: Rob Motley
Information Services Manager: Justin Mulbay
Human Resources Manager: Chris Weibert
Principal Administrative Analyst: Michael Draper
Executive Assistant: Stephanie Hake
District Counsel: Joshua Horowitz (*attending via Zoom*)

Guests Present

Colin West – “Clean Up the Lake” (*attending via Zoom*)
Leanna Block – MCWD Staff
Tyler Nelson – MCWD Staff
Daniel Pijuan – MCWD Staff

PUBLIC FORUM

President Smith opened the public forum at 5:31 p.m.

Mark Busby addressed the Board and recommended the June Board activity be cancelled. He said that there was no known business pending and due to Board member availability, it would be challenging to gather a quorum.

The Board agreed with Mr. Busby’s comments.

No one else addressed the Board and President Smith closed the public forum at 5:32 p.m.

PUBLIC HEARINGS

President Smith opened the public hearings at 5:32 p.m. to receive comments concerning the filing of reports on secured and unsecured delinquent water and sewer charges as of March 31, 2024.

No one addressed the Board and President Smith closed the public hearings at 5:32 p.m.

Some items were taken out of order to facilitate the meeting.

CONSENT AGENDA A

A-1 Approve the April 2024 Check Disbursements

A-2 Approve the Minutes from the Regular Board Meeting held April 18, 2024

A-3 Approve the Minutes from the Special Meeting held April 18, 2024

A-4 Adopt Resolution No. 05-16-24-13 Confirming Collection and Requesting Inclusion of Secured Delinquent Rates, Charges, and Penalties for Water and Sewer Service on the Mono County Tax Roll for the Forthcoming Fiscal Year in the Same Manner as the District’s General Taxes

A-5 Adopt Resolution No. 05-16-24-14 Confirming Collection and Requesting Inclusion of Unsecured Delinquent Rates, Charges, and Penalties for Water and/or Sewer Service on the Mono County Tax Roll for the Forthcoming Fiscal Year in the Same Manner as the District’s General Taxes

A-6 Approve Notices of Exemption (NOEs) for the 2024 Capital Projects

Jeff Beatty commented that one of the accounts on the secured delinquent list (A-4, Exhibit A) had been removed since the board packet was distributed.

Director Domaille made a motion.

BOARD ACTION – To approve Consent Agenda A, including the amended exhibit for item A-4

MOVED BY: Director Domaille

SECONDED BY: Director Cage

AYES: Directors Cage, Domaille, Hylton, Smith, and Thompson

NAYS: None

CONSENT AGENDA B – DEPARTMENT REPORTS

B-1 Operations Department Report

B-5 Information Services Report

B-2 Maintenance Department Report

B-6 Personnel Services Report

B-3 Finance Department Report

B-7 Regulatory Support Services Report

B-4 Engineering Department Report

B-8 General Manager’s Report

Director Domaille made a motion.

BOARD ACTION – To approve Consent Agenda B

MOVED BY: Director Domaille

SECONDED BY: Director Thompson

AYES: Directors Cage, Domaille, Hylton, Smith, and Thompson

NAYS: None

CURRENT BUSINESS

C-1 Discuss and Consider Approving a One-time Sponsorship of \$25,000 to “Clean Up The Lake (501(c)3” to Support Litter Removal and Aquatic Invasive Species Survey for Lake Mary

Colin West with “Clean Up The Lake” summarized for the Board his proposed project to remove underwater litter from Lake Mary and the other lakes in the Mammoth Lakes Basin. He said his scope of work also includes surveying aquatic invasive species. He described previously completed projects in other lakes in the Sierra and the successful results of the efforts.

Board members asked several questions. After a brief discussion, Director Cage said he was in support of the project, but that payment should be made at the completion of cleaning Lake Mary.

BOARD ACTION – To approve a one-time sponsorship of \$25,000 to “Clean Up The Lake” to support litter removal and surveying aquatic invasive species, to be paid upon completion of the work

MOVED BY: Director Domaille
SECONDED BY: Director Cage
AYES: Directors Cage, Domaille, Hylton, Smith, and Thompson
NAYS: None

C-2 Discuss and Consider Adopting Resolution No. 05-16-24-15 Revising the Appropriations Limitation for the Fiscal Year 2024-2025

Jeff Beatty briefly described the annual process of adopting the appropriations limit.

There was no discussion and Director Cage made a motion.

BOARD ACTION – To adopt Resolution No. 05-16-24-15 revising the Appropriations Limitation for the fiscal year 2024-2025

MOVED BY: Director Cage
SECONDED BY: Director Domaille
AYES: Directors Cage, Domaille, Hylton, Smith, and Thompson
NAYS: None

C-3 Discuss and Consider Adopting the Revised MCWD Disposal of Surplus Assets Policy (PL-ADM-003)

Mark Busby said that the policy was updated to allow the General Manager to sign and file quitclaim deeds, to more efficiently transfer utility easements that do not have a fair market value.

Attorney Horowitz added that the Surplus Land’s Act is not very clear about the process for disposing of easements and this change brings the policy back to the original language.

There was no discussion and President Smith called for a motion.

BOARD ACTION – To adopt the amended Disposal of Surplus Assets Policy

MOVED BY: Director Domaille
SECONDED BY: Director Thompson

AYES: Directors Cage, Domaille, Hylton, Smith, and Thompson
NAYS: None

C-4 MCWD Landscape Standards Policy

- 1. Discuss and Consider Adopting a New MCWD Landscape Standards Policy (PL-ADM-023) to Update and Replace Existing Code Provisions**
- 2. Discuss and Consider Enacting Ordinance No. 05-16-24-16 Repealing Division X of Chapter 12 of the MCWD Code**

Michael Draper provided a brief PowerPoint presentation highlighting key components of the proposed policy. He said the policy is replacing Division X of Chapter 12 of the MCWD Code and closely aligns with current California regulations as well as the District's Water Shortage Contingency Plan. The policy is meant to clearly communicate landscaping guidelines and the permitting process to District customers, with the goal of promoting water efficiency and conservation.

President Smith said the draft policy had been presented to the ad-hoc Code/Policy Committee for input.

Following a brief discussion, Director Domaille made two separate motions; to adopt the new policy and enact the related ordinance.

BOARD ACTION – To adopt the MCWD Landscape Standards Policy (PL-ADM-023) that updates and replaces existing provisions in the MCWD Code

MOVED BY: Director Domaille
SECONDED BY: Director Cage
AYES: Directors Cage, Domaille, Hylton, Smith, and Thompson
NAYS: None

BOARD ACTION – To enact Ordinance No. 05-16-24-16 repealing Division X of Chapter 12 (Water Code) of the MCWD Code

MOVED BY: Director Domaille
SECONDED BY: Director Cage
AYES: Directors Cage, Domaille, Hylton, Smith, and Thompson
NAYS: None

C-5 Consider Offer Under First Right of Refusal for the Sale of an Employee Home Purchased Under Employee Down Payment Assistance Program and Provide Direction to General Manager for Responding to Offer – Subject Property: 311 Mono Street, Mammoth Lakes

Jeff Beatty provided the Board with a brief financial analysis if the District were to purchase the home and add it to the rental housing program.

There was a lengthy discussion between Board members, Attorney Horowitz, Jeff Beatty, Tyler Nelson, and Daniel Pijuan regarding the possible pros and cons of purchasing the home and having it in the rental housing program.

Director Cage recommended that an appraisal of the property be done before the Board can make a decision. Direction was provided to staff to order an appraisal of the property as soon as possible then schedule a special board meeting to continue the discussion.

BOARD ACTION – None, direction only

C-6 Discuss and Nominate One Alternate Member for Mono County LAFCO Commission

President Smith suggested Director Thompson should be nominated to maintain consistency on the commission.

BOARD ACTION – Nominate Director Thompson for the alternate Special District member for Mono County LAFCO commission

MOVED BY: Director Cage
SECONDED BY: Director Domaille
AYES: Directors Cage, Domaille, Hylton, Smith, and Thompson
NAYS: None

C-7 Appoint an Ad-Hoc Committee for the Connection Fee Study

President Smith appointed Director Domaille and himself to be the ad-hoc committee to work with staff on the upcoming Connection Fee Study.

BOARD ACTION – None

C-8 Consider and Possibly Approve an Amendment to General Manager Employment Agreement (to be considered after Closed Session)

When the Board returned to open session, President Smith said an adjustment to the General Manger’s employment agreement was discussed in closed session as a result of the Union negotiations that concluded in April.

Director Domaille made a motion to amend the General Manager’s employment agreement consistent with the two percent (2%) adjustment approved for all staff at the April 18 Regular Board Meeting: retroactive to April 21, 2024.

BOARD ACTION – To approve an amendment to General Manager Employment Agreement consistent with the amount and timing of the compensation adjustment approved for all staff on April 18, 2024

MOVED BY: Director Domaille
SECONDED BY: Director Thompson
AYES: Directors Cage, Domaille, Hylton, Smith, and Thompson
NAYS: None

COMMITTEE MEETINGS HELD DURING THE MONTH

Mono LAFCO – April 30, 2024

Tom Cage

Ad-Hoc Code/Policy Committee – May 9, 2024

Tom Smith

Tom Cage

Employee Housing Committee – May 9, 2024

Tom Smith
Gary Thompson

Technical Services Committee – May 15, 2024

Gary Thompson
Tom Cage (*alternate*)

Finance Committee – May 15, 2024

Tom Cage
Elizabeth Hylton

Mono LAFCO:

Director Cage reported that the notable agenda item at Mono LAFCO's meeting was the preliminary Fiscal Year 2024-25 budget. He said MCWD's portion of the projected budget is expected to increase from \$1,857 to \$2,725 for the year. The significant increase is due to the cost of conducting 26 Municipal Service Review (MSR) updates.

Garrett Higerd added that the District's Sphere of Influence (SOI) needs to be updated, primarily because of the ski area's Main Lodge re-development project. The MCWD Board should review and update the District's SOI in order to make a recommendation to Mono LAFCO before the District's MSR is completed.

Mr. Higerd added that the Main Lodge joint EIR/EIS is expected to be released in 2025. It will be important for both agencies (MCWD and Mono LAFCO) to thoroughly review the reports and provide comments related to expanded water and sewer service to the proposed development.

Director Cage said the Commission also discussed the LAFCO Membership Roster and the steps to fill the current and upcoming vacancies.

~

Ad-Hoc Code/Policy Committee:

Director Smith said the committee met and discussed the policies that were acted upon earlier in this meeting. Director Domaille complimented Michael Draper for his work on the new Landscaping Standards Policy.

~

Employee Housing Committee:

Director Smith said the committee discussed the goals of the housing program and more information would be provided during the upcoming closed session.

~

Technical Services Committee:

Director Domaille said there were many topics discussed at the meeting. The most notable was the discovery of a tremendous source of I&I (infiltration & inflow) into the District's wastewater plant. Rob Motley elaborated on the story and described how the Line Maintenance team, through regular inspection, discovered an enormous volume of clear water infiltrating into some abandoned sewer laterals in the Sierra Valley Sites neighborhood. Following the excavation and repairs, staff estimated that the discovery reduced the plant's daily inflow by approximately 20%.

The committee was also updated on the failure of a section of sewer pipe that had been sliplined as part of the annual rehabilitation project in 2022. The contractor that did the original work is standing behind their work and is being very proactive about correcting the failure.

Also discussed was the status of the regular third-party sampling and testing of groundwater for potential impacts due to Ormat's CDIV project.

Additionally, there are several summer projects in various phases of the bidding process.

~

Finance Committee:

Director Cage said the meeting was brief due to it being the first month of the fiscal year.

DIRECTOR COMMENTS, REQUESTS, AND REPORTS

There were no comments from Directors.

ATTORNEY REPORT

Attorney Horowitz said there was nothing to report.

CLOSED SESSION

D-1 Conference with Labor Negotiator

Pursuant to Government Code sections 54954.5(f) and 54957.6

District Negotiators: Tom Smith and Tom Cage

Direction concerning proposed terms of General Manager Employment Agreement, including Compensation and Benefits

D-2 Conference with Real Property Negotiators

Pursuant to Government Code Sections 54954.5(e) and 54956.8

Property Description: Mono County APN – 033-149-000-000

Under Negotiation: Price and Terms of Payment

MCWD Negotiators: Mark Busby and Jeff Beatty

Property Owner Negotiator: Mammoth Realty Group

REPORT OUT AND ADJOURNMENT

The Board adjourned out of closed session at 7:34 p.m. at which time Mark Busby and Stephanie Hake were brought back into the meeting and the Board opened the discussion of business item C-8.

Following the discussion of item C-8, Director Hylton made a motion to adjourn the meeting.

BOARD ACTION – To adjourn the regular Board meeting

MOVED BY: Director Hylton

SECONDED BY: Director Cage

AYES: Directors Cage, Domaille, Hylton, Smith, and Thompson

NAYS: None

President Smith adjourned the meeting at 7:36 p.m.

MINUTES

Wednesday, May 29, 2024
Mammoth Community Water District
Special Board Meeting

The Board of Directors convened in session at the hour of 9:02 a.m. No recess was taken, and the meeting was adjourned at 10:04 a.m.

Prepared by:

Stephanie Hake
Executive Assistant

ATTEST:

Mark Busby
Board Secretary

THE SPECIAL BOARD MEETING of the Board of Directors of the Mammoth Community Water District was held on Wednesday, May 29, 2024 at 9:02 a.m.

ROLL CALL

Board Present

Director: Tom Cage
Director: Dennis Domaille
Director: Elizabeth Hylton
Director: Tom Smith

Board Absent

Director: Gary Thompson

Staff Present

General Manager: Mark Busby
District Engineer: Garrett Higerd
Finance Manager: Jeff Beatty
Maintenance Superintendent: Rob Motley
Information Services Manager: Justin Mulbay
Human Resources Manager: Chris Weibert
Principal Administrative Analyst: Michael Draper
Executive Assistant: Stephanie Hake
District Counsel: Joshua Horowitz (*attending via Zoom*)

Guests Present

Leanna Block – MCWD Staff
Tyler Nelson – MCWD Staff
Daniel Pijuan – MCWD Staff
Melissa Bretz – MCWD Staff
Chuck Lande – Snowcreek Development (*attending via Zoom*)

Some items were taken out of order to facilitate the meeting.

AGENDA ITEMS

1. Consider Offer Under First Right of Refusal for the Sale of an Employee Home Purchased Under Employee Down Payment Assistance Program and Provide Direction to General Manager for Responding to Offer – Subject Property: 311 Mono Street, Mammoth Lakes

Jeff Beatty introduced the item and said this proposal was initially considered at the May 16 regular Board meeting. At that time, staff were directed to get an official appraisal of the property so the Board could make an informed decision. Mr. Beatty said the appraisal had been completed, but the final report has not come in yet.

There was some discussion between Board members and staff regarding the pros and cons of purchasing the property to use in the rental program.

Following some discussion, the Board decided that due to the type and estimated value of the property, it wouldn't be a good fit for the District's rental program.

Tyler Nelson and Daniel Pijuan each addressed the Board and expressed their appreciation for the District's progressive options for housing assistance.

Director Cage made a motion.

BOARD ACTION – To waive the right to purchase the property at 311 Mono Street, Mammoth Lakes

MOVED BY: Director Cage
SECONDED BY: Director Domaille
AYES: Directors Cage, Domaille, Hylton, and Smith
NAYS: None
ABSENT: Director Thompson

2. Presentation on the Status of the Snowcreek VIII Development Proposal and Possible Direction to Staff Regarding Terms for Amending the Snowcreek Recycled Water Service Agreement

Garrett Higerd provided the Board with a detailed overview of the Snowcreek VIII development project and the developer's request to amend the recycled water service agreement between Snowcreek and MCWD. The current agreement was signed in 2010 and has been amended three times since.

The developer, Chuck Lande, spoke and said he would like to cease taking and using the District's recycled water for golf course irrigation in 2025 and 2026. He said that construction of the Snowcreek VIII project requires the existing recycled water pond to be relocated, taking it offline in the meantime. He is asking to use raw well water or potable water for the existing golf course irrigation and any common area irrigation that would come online in the interim while the recycled water is offline. Mr. Lande assured the Board that the project's construction plan has the new recycled water pond online in 2026, but he would like an extra construction season as a contingency. He also stated that they may or may not build the second 9-holes extending the existing golf course to 18-holes.

Board members expressed concern about allowing the Snowcreek development to use raw or potable water for golf course and common area irrigation if the District were to increase its water conservation level during the next couple of years. Michael Draper noted that a golf course using potable water for irrigation would need to submit a comprehensive water conservation plan consistent with the District's conservation level at the time. The Board asked about completing construction of the new recycled water pond if changing economic conditions slowed down construction at Snowcreek VIII. Mr. Lande assured the Board that changing economic conditions would not delay completion of the recycled water pond.

There was additional discussion regarding the District's production capability as well as the recycled water storage capacity of both Snowcreek and Sierra Star golf courses and the commitment to serve each golf course.

Following a lengthy discussion, the Board directed staff to work with legal counsel to amend the 2010 recycled water agreement and bring it back in July for approval. The amendments are to include:

- *Allow a 2-year (2025 and 2026) hiatus in recycled water service while a new pond is constructed.*
- *The Snowcreek VIII common area will be irrigated with recycled water and subject to WELO (Water Efficient Landscape Ordinance).*
- *No commitment to build and serve an additional 9-hole golf course is being requested at this time.*

BOARD ACTION – None, direction only

3. Update on the Status of the FY2024 Budget

Jeff Beatty addressed the Board to say that the end of fiscal year 2024 report presented to the Board in April was somewhat incomplete because many transactions had not yet been posted. Today's report is simply to update April's estimated figures with actual numbers. Mr. Beatty highlighted a couple of updates and there was very little discussion.

BOARD ACTION – None, informational only

ADJOURNMENT

President Smith asked for a motion to adjourn the meeting.

BOARD ACTION – To adjourn the Special Board Meeting

MOVED BY: Director Domaille
SECONDED BY: Director Smith
AYES: Directors Cage, Domaille, Hylton, and Smith
NAYS: None
ABSENT: Director Thompson

President Smith adjourned the meeting at 10:04 a.m.

AGENDA ITEM

Subject: Discuss and Possibly Approve MOU with Mono County for Extended Wastewater Sampling

Information Provided By: Mark Busby, General Manager

Background

MCWD entered into a Memorandum of Understanding (MOU) with Mono County for the purpose of allowing Mono County staff access to wastewater treatment plant influent flows for sampling and analysis of wastewater within the District to determine the presence of communicable diseases. The term of the MOU was January 20, 2023, through June 30, 2024. The MOU contains a provision that the term may be extended for one or two-year terms by mutual written consent of the District and Mono County.

Throughout the term of the agreement the Mono County Health and Human Services Department, Public Health Division collected wastewater samples from the MCWD treatment facility on a weekly basis for sampling and analysis by a lab to determine the concentration of virus present. Results are made publicly available on Mono County's website.

Discussion

The Mono County Division of Public Health now wishes to extend the MOU by a two-year term and make clerical amendments to update the MOU to continue sampling and analysis. District counsel has reviewed and approved Mono County's proposed MOU amendments. On July 9, 2024, the Mono County Board of Supervisors approved the amendment and sent it to the MCWD Board for their consideration.

Fiscal Impact

There is no fiscal impact to the District.

Requested Action

Staff recommends approval of and direction for the General Manager to sign a two-year extension of the MOU to allow Mono County staff access for wastewater sampling.

DRAFT

**AGREEMENT AND FIRST AMENDMENT TO
THE MEMORANDUM OF UNDERSTANDING BETWEEN THE COUNTY OF MONO AND
MAMMOTH COMMUNITY WATER DISTRICT REGARDING
WASTEWATER SAMPLING AND ANALYSIS**

This Agreement and First Amendment is entered into June ___, 2024 by and between the County of Mono (hereinafter, “County”), a political subdivision of the State of California, and Mammoth Community Water District of Mammoth Lakes, California (hereinafter, “MCWD”), for the purposes of amending that certain Memorandum of Understanding between the County and MCWD entered into on or about February 22, 2023, for the purpose of setting forth the mutual understanding of MCWD and County regarding the sampling and analysis of wastewater within the MCWD to determine the presence of communicable diseases (the “MOU”). The County and Contractor are sometimes referred to herein collectively as “the parties.”

WHEREAS, the parties entered into the Agreement for the purpose of setting forth the mutual understanding between the parties regarding the sampling and analysis of wastewater within the MCWD to determine the presence of communicable diseases; and

WHEREAS, the term of the MOU is set as January 20, 2023 through June 30, 2024, and

WHEREAS, the MOU contains a provision that the term may be extended for one or two-year terms by mutual written consent of the Parties; and

WHEREAS, the Parties wish to extend the contract by a two-year term, and make clerical amendments to the MOU.

NOW, THEREFORE, the parties agree as follows:

1. Paragraph 1 (“Term”) of the Agreement is hereby extended for two years, and amended to read as follows:

“The term of this Agreement shall be from January 20, 2023 to June 30, 2026, unless sooner terminated as provided below.”

2. Paragraph 9 (“Party Representatives”) be modified to read as follows:

Mono County:
Kathryn Peterson, Director Mono County HHS
PO Box 2969
Mammoth Lakes, CA 93546
760/924-1763
kpeterson@mono.ca.gov

3. All other provisions of the Agreement not modified herein shall remain in full force and effect.

DRAFT

4. This Agreement and First Amendment may be executed in two (2) or more counterparts (including by electronic transmission), each of which shall constitute an original, and all of which taken together shall constitute one and the same instrument. For purposes of this Agreement, a photocopy, facsimile, .pdf, or electronically scanned signatures, including but not limited to DocuSign or similar service, shall be deemed as valid and as enforceable as an original.

IN WITNESS THEREOF, THE PARTIES HERETO HAVE SET THEIR HANDS AND SEALS AS SET FORTH BELOW.

County of Mono:

Mammoth Community Water District:

John Peters, Chairperson

Mark Busby, General Manager

Date

Date

Approved as to Form:

Mono County Counsel, Christopher Beck

Approved by Risk Management:

Mono County Risk Manager, Jay Sloane

AGENDA ITEM

Subject: Discuss and Possibly Approve a Lease Extension with the USGS

Information Provided By: Mark Busby, General Manager

Background

Since June 1999, Mammoth Community Water District has had a lease with the USGS for use of office space and areas which allow for the placement of equipment used by USGS to support their on-going volcanic and seismic hazards monitoring program for the Long Valley Caldera area. The original lease expired in June of 2009 and was renewed with a termination date of June 30, 2020. The MCWD Board of Directors approved a two-year extension of the lease in 2020 and again in 2022, which expired June 30, 2024.

Discussion

The USGS and the District desire to continue the positive and cooperative arrangement that the parties have had for the past 25 years. The District and USGS have been working on an updated longer-term lease, but in the meantime a short-term, two-year lease extension is proposed to prevent any disruption to daily activities.

The annual rental amount listed in the 2022 lease extension was set at \$10,455, paid in monthly installments of \$871.25. The proposed two-year supplemental lease agreement includes a 2.5% annual increase to the monthly rent equaling \$10,984.29 annually or \$915.35 per month.

Attached to this consent agenda item is the updated lease agreement extension as well as the original lease executed in 2009.

Fiscal Impact

If the extension is approved, the District will realize \$22,243 in total revenue over the term of the lease through 2026.

Requested Action

Staff recommends approval of and authorization for the General Manager to sign a two-year extension of the USGS lease to help support an important long-term federal scientific and public safety service to the Mammoth area.

STANDARD FORM 2
FEBRUARY 1965 EDITION
GENERAL SERVICES
ADMINISTRATION
FPR (41 CFR) 1-16.601

**U.S. GOVERNMENT
LEASE FOR REAL PROPERTY**

DATE OF LEASE
July 1, 2009

LEASE NO. MP-453

THIS LEASE, made and entered into this first day of July, 2009, by and between the Mammoth Community Water District, a California Special District (hereinafter called the "Lessor"), whose address is 1315 Meridian Blvd., Mammoth Lakes CA, and whose interest in the property hereinafter described is that of a leasehold, and by the authority of 41 C.F.R. § 101-18.104-2, the UNITED STATES OF AMERICA, acting by and through a duly authorized official of the United States Geological Survey (hereinafter called the "Government"), whose address is 3020 State University Drive East, Suite 4005, Sacramento, CA 95819:

WITNESSETH: The parties, hereto for the consideration hereinafter mentioned, covenant and agree as follows:

1. The Lessor hereby leases to the Government the following described premises (hereinafter referred to as the "Site"),

ANTENNA FACILITY INFORMATION:

Site Name:	Mammoth Water District Relay
Address and/or location of Antenna Facility:	1315 Meridian Blvd., Mammoth Lakes, CA 93546
Tower Facility Coordinates:	Lat. 37° 38' 30" N - Long. 118° 56' 44.5" W

And upon which the Government may transmit and receive frequencies as described in Exhibit A, attached hereto and made a part of this lease. All other permitted uses of the Site including the Government's approved equipment, and the licensed space are further described in Exhibits A attached hereto and made a part of this lease.

2. **TO HAVE AND TO HOLD** the Premises with their appurtenances for the term beginning July 1, 2009 through September 30, 2010 from year to year thereafter, but not beyond eleven (11) years from the start of this lease, subject to any termination rights as may be hereinafter set forth.

3. **RENT/EFT.** Rent shall be paid monthly in arrears by electronic funds transfer and shall be made payable to: Mammoth Community Water District, 1315 Meridian Blvd., Mammoth Lakes, CA 93546. All rents are subject to Congress granting annual appropriations.

4. **RENTAL AMOUNT.** The Government shall pay the Lessor annual rent in the amount of \$2,841.44 at the rate of \$8.21 per month payable in arrears. The Lessor shall furnish to the Government, as part of the rental consideration, electricity for the operation of approved equipment.

5. **NOTICE & EMERGENCY CONTACTS:**

- Government's local emergency contact (name and number): Dave Croker - (650) 329-4697 or (650) 465-4334
- Lessor's local emergency contact: 760-934-2596 on-call staff.
- Notices to Government shall be sent to Matt Correa, USGS Facilities and Space Management, 3020 State University Drive East, Suite 4005, Sacramento, CA 95819
- Notices to Lessor shall be sent to the attention of General Manager, 1315 Meridian Blvd., Mammoth Lakes, CA 93546
- Lessor's Remittance Address: Mammoth Community Water District, 1315 Meridian Blvd., Mammoth Lakes, CA 93546

Notices to be sent by certified, registered, express, or overnight mail or other comparable service, or delivered by hand. Date of notice shall be computed commencing with the day after the date of mailing

6. **TERMINATION.**

A. **Without Cause.** This Lease may be terminated for any reason, without cause, at the discretion of the Government or Lessor upon one (1) year written notice. No rent shall accrue after the effective date of termination.

B. **For Cause.** The Government may also terminate this Lease upon default by Lessor by giving at least thirty (30) days notice in writing to the Lessor and no rental shall accrue after the effective date of termination for cause and/or if Lessor defaults.

7. **ANTI-DEFICIENCY ACT.** The Government's obligation to pay rent or any other charge under this Lease is contingent upon the appropriation of funds for the purposes of this Lease and is further contingent upon the availability of funds from which payment for rent or other charges under this Lease can be made.

8. **INGRESS/EGRESS.** Lessor hereby grants to the Government, its contractors, agents and other duly assigned personnel, the right of ingress and egress (both vehicular and pedestrian), necessary or convenient for the installation, use, maintenance, repair, operation, and replacement of government owned communication equipment across Lessor's property.

9. **GOVERNMENT INSPECTION.** The Government reserves the right, at any time after the Lease is signed and during the term of the lease, to inspect the Premises and all other areas of the building to which access is necessary to ensure a safe and healthy work environment

for the Government tenants and the Lessor's performance under this Lease.

10. **ANTENNA AND EQUIPMENT INSTALLATION AND OPERATION.** The Government shall have the right during the term of this Lease to install, operate, maintain, repair, and replace upon the Premises, including but not limited to any tower or other improvement presently existing or to be constructed upon the Premises, the equipment identified in Exhibit A, and any equipment or infrastructure necessary for, or related or ancillary to, the operation, performance, and maintenance of the equipment identified in Exhibit A (said antenna or antennas, equipment and infrastructure hereinafter called, collectively, the "Antenna System"). The Government is solely responsible for all costs connected with the installation and maintenance of the Antenna System. The Antenna System shall remain the property of the Government and may be removed or otherwise disposed of by the Government. Upon termination of this Lease, the Lessor shall permit the Government all reasonable access to the Premises for the purposes of removing or otherwise disposing of the Antenna System or any part thereof, and the Government shall conduct its removal of the Antenna System or any part thereof in a reasonable and safe manner and within a reasonable period of time, in accordance with all Federal, state, and local law.

11. **FOLIAGE CLEARANCE/DEBRIS REMOVAL.** The Government may periodically trim and remove foliage and debris from the premises and from all other areas under the Lessor's control, access to which is necessary to accomplish the purpose of ingress and egress to the premises, and to ensure the operational performance of the Antenna System.

12. **DESTRUCTION OF SPACE.** If the Leased area is partially or totally destroyed or damaged by fire or other casualty so that the Leased space is untenantable ("Destruction of Space"), as determined by the Government, and the Lessor elects to rebuild or restore the leased area then government will have the opportunity to reestablish the antenna system to the said premises under the existing terms of this lease. During the period in which Lessor is rebuilding or restoring the leased area, no Lease charge is to be incurred by the Government. Any such payments, by the Government to the Lessor will be promptly returned to the agency listed in section 5.

In the event of Destruction of Space, either party may also elect to terminate this lease by providing the other party with fifteen (15) days written notice of such termination.

This paragraph 12 replaces the clause 552.270-7 (Fire and Casualty Damage) in the General Clauses which are attached to this Lease and made a part hereof.

13. **EMERGENCY BACKUP ON DESTRUCTION.** If the leased area is partially or totally destroyed or damaged by fire or other casualty so that the Leased space is untenantable, as determined by the Government, Government may provide contingent communications equipment within 24 hours of the destruction. Notwithstanding the foregoing, Government shall at all times comply with the requirements of Section 14 herein.

14. **INTERFERENCE.** A. **Non-Interference by Government.** The Government agrees to install and operate its antenna facility in a manner that does not cause RF Interference with the operations of any current tenant of the Lessor. B. **Non-Interference by Lessor.** Lessor agrees that the Lessor and Lessor's customers' use of the premises whose equipment is installed or modified subsequent to the Government's then-current operation of the Government's approved equipment thereon ("Subsequent Use") shall not interfere with the Government's then-current permitted operations. In the event that the Government experiences interference caused by any Subsequent Use, the Government shall notify Lessor in writing of such interference and Lessor shall, or shall cause the operator of the interfering Subsequent Use to power down its equipment and/or cease operations in order to correct and eliminate such interference within seventy-two (72) hours after Lessor's receipt of such notice. If such Subsequent Use is unable to operate without causing such interference, or if such interference is not reduced to a level acceptable to the Government, within a period of thirty (30) days (provided that during such 30 day period the Subsequent Use may be operated intermittently during off-peak hours for testing purposes only), Lessor shall cause such Subsequent Use to cease operations until the interference can be corrected or eliminated.

15. **LIABILITY.** The Government agrees to cooperate, to the extent allowed by law, in the submission of claims pursuant to the Federal Tort Claims Act (28 USC 2671 et seq.) against the United States for personal injuries or property damage resulting from the negligent or wrongful act or omission of any employee of the United States while acting within the scope of his or her employment, arising out of this Lease.

16. **INSURANCE.** The Government is a self-insured entity.

17. **TAXES AND ASSESSMENTS.** The Government is not responsible or liable for any real property or personal property taxes, personal taxes, or assessments levied or assessed upon or against the Premises.

18. **CHANGE OF OWNERSHIP NOTIFICATION.** The Lessor will notify the Government within thirty (30) days of any transfer of ownership of the described property; or change in payment mailing address.


19. **SEVERABILITY.** If any term or provision of this Lease is held invalid or unenforceable, the remainder of this Lease shall not be affected thereby and each term and/or provision hereof shall be valid and enforced to the fullest extent permitted by law.

20. **ATTACHMENTS.** The following are attached and made a part hereof:

- a. General Clauses, GSA Form 3517
- b. Representations and Certifications
- c. Exhibit A, List of Approved Equipment and location of the Licensed Space


IN WITNESS WHEREOF, the parties hereto have hereunto subscribed their names as of the date first above written.

LESSOR

BY 
 (Signature)

(Signature)

IN PRESENCE OF:


 (Signature)

1315 Michelson Blvd, Menlo Park, CA
 (Address)

UNITED STATES OF AMERICA UNITED STATES GEOLOGICAL SURVEY

BY 
 (Signature)

Leasing Contracting Officer
 (Official title)

**GENERAL CLAUSES
(Simplified Leases)**

(Acquisition of Leasehold Interests in Real Property for Leases Up to \$100,000 Net Annual Rent)

1. The Government reserves the right, at any time after the lease is signed and during the term of the lease, to inspect the leased premises and all other areas of the building to which access is necessary to ensure a safe and healthy work environment for the Government tenants and the Lessor's performance under this lease.
2. If the building is partially or totally destroyed or damaged by fire or other casualty so that the leased space is untenable as determined by the Government, the Government may terminate the lease upon 15 calendar days written notice to the Lessor and no further rental will be due.
3. The Lessor shall maintain the demised premises, including the building, building systems, and all equipment, fixtures, and appurtenances furnished by the Lessor under this lease, in good repair and tenantable condition. Upon request of the Contracting Officer, the Lessor shall provide written documentation that building systems have been maintained, tested, and are operational.
4. In the event the Lessor fails to perform any service, to provide any item, or meet any requirement of this lease, the Government may perform the service, provide the item, or meet the requirement, either directly or through a contract. The Government may deduct any costs incurred for the service or item, including administrative costs, from rental payments.
5. 52.252-2 CLAUSES INCORPORATED BY REFERENCE (VARIATION) (DEC 2003)
This contract incorporates one or more clauses by reference, with the same force and effect as if they were given in full text. Upon request, the Contracting Officer will make the full text available, or the full text may be found as GSA Form 3517C at <http://www.gsa.gov/leasingform>.
6. The following clauses are incorporated by reference:
 - GSAR 552-203-5 COVENANT AGAINST CONTINGENT FEES (FEB 1990)
(Applicable to leases over \$100,000.)
 - GSAR 552-203-70 PRICE ADJUSTMENT FOR ILLEGAL OR IMPROPER ACTIVITY (SEP 1999)
(Applicable to leases over \$100,000.)
 - FAR 52.204-7 CENTRAL CONTRACTOR REGISTRATION (OCT 2003) (VARIATION)
 - FAR 52.209-6 PROTECTING THE GOVERNMENT'S INTEREST WHEN
SUBCONTRACTING WITH CONTRACTORS DEBARRED, SUSPENDED,
OR PROPOSED FOR DEBARMENT (JAN 2005)
(Applicable to leases over \$25,000.)
 - FAR 52.219-9 SMALL BUSINESS SUBCONTRACTING PLAN (JUL 2005)
(Applicable to leases over \$500,000.)
 - FAR 52.219-16 LIQUIDATED DAMAGES—SUBCONTRACTING PLAN (JAN 1999)
(Applicable to leases over \$500,000.)
 - GSAR 552.219-72 PREPARATION, SUBMISSION, AND NEGOTIATION OF
SUBCONTRACTING PLANS (JUN 2005)
(Applicable to leases over \$500,000 if solicitation requires submission of the
subcontracting plan with initial offers.)
 - GSAR 552.219-73 GOALS FOR SUBCONTRACTING PLAN (JUN 2005)
(Applicable to leases over \$500,000 if solicitation does not require
submission of the subcontracting plan with initial offers.)

INITIALS:


LESSOR


&
GOVERNMENT

- FAR 52.222-26 EQUAL OPPORTUNITY (APR 2002)
(Applicable to leases over \$10,000.)
- FAR 52.222-21 PROHIBITION OF SEGREGATED FACILITIES (FEB 1999)
(Applicable to leases over \$10,000.)
- FAR 52.222-35 EQUAL OPPORTUNITY FOR SPECIAL DISABLED VETERANS, VETERANS
OF THE VIETNAM ERA, AND OTHER ELIGIBLE VETERANS (DEC 2001)
(Applicable to leases over \$25,000.)
- FAR 52.222-36 AFFIRMATIVE ACTION FOR WORKERS WITH DISABILITIES (JUN 1998)
(Applicable to leases over \$10,000.)
- FAR 52.222-37 EMPLOYMENT REPORTS ON SPECIAL DISABLED VETERANS,
VETERANS OF THE VIETNAM ERA, AND OTHER ELIGIBLE VETERANS
(DEC 2001)
(Applicable to leases over \$25,000.)
- FAR 52.232-23 ASSIGNMENT OF CLAIMS (SEP 1999)
(Applicable to leases over \$2,500.)
- GSAR 552.232-75 PROMPT PAYMENT (SEP 1999)
- GSAR 552.232-76 ELECTRONIC FUNDS TRANSFER PAYMENT (MAR 2000) (VARIATION)
- FAR 52.233-1 DISPUTES (JUL 2002)
- FAR 52.215-10 PRICE REDUCTION FOR DEFECTIVE COST OR PRICING DATA (OCT 1997)
(Applicable when cost or pricing data are required for work or services over
\$500,000.)
- FAR 52.215-12 SUBCONTRACTOR COST OR PRICING DATA (OCT 1997)
(Applicable when the clause at FAR 52.215-10 is applicable.)

The information collection requirements contained in this solicitation/contract, that are not required by regulation, have been approved by the Office of Management and Budget pursuant to the Paperwork Reduction Act and assigned the OMB Control No. 3090-0163.

INITIALS:  & 
LESSOR & GOVERNMENT

REPRESENTATIONS AND CERTIFICATIONS (Short Form) (Simplified Acquisition of Leasehold Interests in Real Property for Leases Up to \$100,000 Annual Rent)	Solicitation Number	Dated
--	---------------------	-------

Complete appropriate boxes, sign the form, and attach to offer.

The Offeror makes the following Representations and Certifications. NOTE: The "Offeror," as used on this form, is the owner of the property offered, not an individual or agent representing the owner.

1. SMALL BUSINESS REPRESENTATION (JAN 2007)

- (a) (1) The North American Industry Classification System (NAICS) code for this acquisition is 531190.
- (2) The small business size standard is \$19.0 Million in annual average gross revenue of the concern for the last 3 fiscal years.
- (3) The small business size standard for a concern which submits an offer in its own name, other than on a construction or service contract, but which proposes to furnish a product which it did not itself manufacture, is 500 employees.

(b) *Representations.*

- (1) The Offeror represents as part of its offer that it is, is not a small business concern.
- (2) [Complete only if the Offeror represented itself as a small business concern in paragraph (b)(1) of this provision.] The Offeror represents, for general statistical purposes, that it is, is not, a small disadvantaged business concern as defined in 13 CFR 124.1002.
- (3) [Complete only if the Offeror represented itself as a small business concern in paragraph (b)(1) of this provision.] The Offeror represents as part of its offer that it is, is not a women-owned small business concern.
- (4) [Complete only if the Offeror represented itself as a small business concern in paragraph (b)(1) of this provision.] The Offeror represents as part of its offer that it is, is not a veteran-owned small business concern.
- (5) [Complete only if the Offeror represented itself as a veteran-owned small business concern in paragraph (b)(4) of this provision.] The Offeror represents as part of its offer that it is, is not a service-disabled veteran-owned small business concern.
- (6) [Complete only if the Offeror represented itself as a small business concern in paragraph (b)(1) of this provision.] The Offeror represents, as part of its offer, that—
 - (i) It is, is not a HUBZone small business concern listed, on the date of this representation, on the List of Qualified HUBZone Small Business Concerns maintained by the Small Business Administration, and no material change in ownership and control, principal office, or HUBZone employee percentage has occurred since it was certified by the Small Business Administration in accordance with 13 CFR part 126; and
 - (ii) It is, is not a joint venture that complies with the requirements of 13 CFR part 126, and the representation in paragraph (b)(6)(i) of this provision is accurate for the HUBZone small business concern or concerns that are participating in the joint venture. [The Offeror shall enter the name or names of the HUBZone small business concern or concerns that are participating in the joint venture: _____.] Each HUBZone small business concern participating in the joint venture shall submit a separate signed copy of the HUBZone representation.

INITIALS: JRS & ML USS
 LESSOR GOVERNMENT

2. 52.222-22 - PREVIOUS CONTRACTS AND COMPLIANCE REPORTS (FEB 1999)

(Applicable to leases over \$10,000.)

The Offeror represents that—

- (a) It [] has, [] has not participated in a previous contract or subcontract subject either to the Equal Opportunity clause of this solicitation;
- (b) It [] has, [] has not filed all required compliance reports; and
- (c) Representations indicating submission of required compliance reports, signed by proposed subcontractors, will be obtained before subcontract awards. (Approved by OMB under Control Number 1215-0072.)

3. 52.222-25 - AFFIRMATIVE ACTION COMPLIANCE (APR 1984)

(Applicable to leases over \$10,000 and which include the clause at FAR 52.222-26, Equal Opportunity.)

The Offeror represents that—

- (a) It [] has developed and has on file, [] has not developed and does not have on file, at each establishment affirmative action programs required by the rules and regulations of the Secretary of Labor (41 CFR 60-1 and 60-2), or
- (b) It [] has not previously had contracts subject to the written affirmative action programs requirement of the rules and regulations of the Secretary of Labor. (Approved by OMB under Control Number 1215-0072.)

4. 52.203-11 – CERTIFICATION AND DISCLOSURE REGARDING PAYMENTS TO INFLUENCE CERTAIN FEDERAL TRANSACTIONS (SEP 2005)

(Applicable to leases over \$100,000.)

- (a) The definitions and prohibitions contained in the clause, at FAR 52.203-12, Limitation on Payments to Influence Certain Federal Transactions, included in this solicitation, are hereby incorporated by reference in paragraph (b) of this certification.
- (b) The Offeror, by signing its offer, hereby certifies to the best of his or her knowledge and belief that on or after December 23, 1989, —
 - (1) No Federal appropriated funds have been paid or will be paid to any person for influencing or attempting to influence an officer or employee of any agency, a Member of Congress, an officer or employee of Congress, or an employee of a Member of Congress on his or her behalf in connection with the awarding of a contract;
 - (2) If any funds other than Federal appropriated funds (including profit or fee received under a covered Federal transaction) have been paid, or will be paid, to any person for influencing or attempting to influence an officer or employee of any agency, a Member of Congress, an officer or employee of Congress, or an employee of a Member of Congress on his or her behalf in connection with this solicitation, the Offeror shall complete and submit, with its offer, OMB standard form LLL, Disclosure of Lobbying Activities, to the Contracting Officer; and
 - (3) He or she will include the language of this certification in all subcontract awards at any tier and require that all recipients of subcontract awards in excess of \$100,000 shall certify and disclose accordingly.
- (c) Submission of this certification and disclosure is a prerequisite for making or entering into this contract imposed by section 1352, title 31, United States Code. Any person who makes an expenditure prohibited under this provision or who fails to file or amend the disclosure form to be filed or amended by this provision, shall be subject to a civil penalty of not less than \$10,000, and not more than \$100,000, for each such failure.

INITIALS:

[Signature]
LESSOR

&

[Signature]
GOVERNMENT

5. 52.204-3 - TAXPAYER IDENTIFICATION (OCT 1998)

(a) Definitions.

"Common parent," as used in this provision, means that corporate entity that owns or controls an affiliated group of corporations that files its Federal income tax returns on a consolidated basis, and of which the Offeror is a member.

"Taxpayer Identification Number (TIN)," as used in this provision, means the number required by the Internal Revenue Service (IRS) to be used by the Offeror in reporting income tax and other returns. The TIN may be either a Social Security Number or an Employer Identification Number.

(b) All Offerors must submit the information required in paragraphs (d) through (f) of this provision to comply with debt collection requirements of 31 U.S.C. 7701(c) and 3325(d), reporting requirements of 26 U.S.C. 6041, 6041A, and 6050M, and implementing regulations issued by the IRS. If the resulting contract is subject to the payment reporting requirements described in Federal Acquisition Regulation (FAR) 4.904, the failure or refusal by the Offeror to furnish the information may result in a 31 percent reduction of payments otherwise due under the contract.

(c) The TIN may be used by the Government to collect and report on any delinquent amounts arising out of the Offeror's relationship with the Government (31 U.S.C. 7701(c)(3)). If the resulting contract is subject to the payment reporting requirements described in FAR 4.904, the TIN provided hereunder may be matched with IRS records to verify the accuracy of the Offeror's TIN.

(d) Taxpayer Identification Number (TIN).

- TIN: _____
- TIN has been applied for.
- TIN is not required because:
- Offeror is a nonresident alien, foreign corporation, or foreign partnership that does not have income effectively connected with the conduct of a trade or business in the United States and does not have an office or place of business or a fiscal paying agent in the United States;
- Offeror is an agency or instrumentality of a foreign government;
- Offeror is an agency or instrumentality of the Federal government;

(e) Type of organization.

- Sole proprietorship;
- Partnership;
- Corporate entity (not tax-exempt);
- Corporate entity (tax-exempt);
- Government entity (Federal, State, or local);
- Foreign government;
- International organization per 26 CFR 1.6049-4;
- Other _____

(f) Common Parent.

- Offeror is not owned or controlled by a common parent as defined in paragraph (a) of this provision.
- Name and TIN of common parent:

Name _____

TIN _____

6. 52.204-6 – Data Universal Numbering System (DUNS) Number (OCT 2003)

(a) The Offeror shall enter, in the block with its name and address on the cover page of its offer, the annotation "DUNS" or "DUNS+4" followed by the DUNS number or "DUNS+4" that identifies the Offeror's name and address exactly as stated in the offer. The DUNS number is a nine-digit number assigned by Dun and Bradstreet, Inc. The DUNS+4 is the DUNS number plus a 4-character suffix that may be assigned at the discretion of the Offeror to

INITIALS:  & 
 LESSOR & GOVERNMENT

establish additional CCR records for identifying alternative Electronic Funds Transfer (EFT) accounts (see Subpart 32.11) for the same parent concern.

- (b) If the Offeror does not have a DUNS number, it should contact Dun and Bradstreet directly to obtain one.
 - (1) An Offeror may obtain a DUNS number—
 - (i) If located within the United States, by calling Dun and Bradstreet at 1-866-705-5711 or via the Internet at <http://www.dnb.com>; or
 - (ii) If located outside the United States, by contacting the local Dun and Bradstreet office.
 - (2) The Offeror should be prepared to provide the following information:
 - (i) Company legal business name.
 - (ii) Tradesyle, doing business, or other name by which your entity is commonly recognized.
 - (iii) Company physical street address, city, state and zip code.
 - (iv) Company mailing address, city, state and zip code (if separate from physical).
 - (v) Company telephone number.
 - (vi) Date the company was started.
 - (vii) Number of employees at your location.
 - (viii) Chief executive officer/key manager.
 - (ix) Line of business (industry).
 - (x) Company Headquarters name and address (reporting relationship within your entity).

7. DUNS NUMBER (JUN 2004)


Notwithstanding the above instructions, in addition to inserting the DUNS Number on the offer cover page, the Offeror shall also provide its DUNS Number as part of this submission:

DUNS # _____

8. CENTRAL CONTRACTOR REGISTRATION (JAN 2007)

The Central Contractor Registration (CCR) System is a centrally located, searchable database which assists in the development, maintenance, and provision of sources for future procurements. The Offeror must be registered in the CCR prior to lease award. The Offeror shall register via the Internet at <http://www.ccr.gov>. To remain active, the Offeror/Lessor is required to update or renew its registration annually.

- Registration Active and Copy Attached
- Will Activate Registration and Submit Copy to the Government Prior to Award

OFFEROR OR AUTHORIZED REPRESENTATIVE	NAME, ADDRESS (INCLUDING ZIP CODE) NAME MAMMOTH COMMUNITY WATER DISTRICT STREET 1315 MERIDIAN BLVD CITY, STATE, ZIP MAMMOTH LAKES, CA 93546  Signature	TELEPHONE NUMBER 760-934-2596 <u>2/09/11</u> Date
--------------------------------------	--	--

INITIALS:  & 
 LESSOR & GOVERNMENT

Exhibit A: Mammoth Community Water District USGS Equipment and Annual Rent for Lease MP-453

Location: 1315 Meridian Blvd., Mammoth Lakes, CA 93546

Quantity	Space Description	\$/sf	Totals \$/yr	Notes
23	Antennas, solar panels, receivers & spares	na	\$ 1,600	Antennas
-	Operating Costs	na	\$ 200	Equipment utilities
243	Rack & Equip Area -sf	\$ 24.00	\$ 5,839	Rack & Equip Area
-	Operating Costs	\$ 7.00	\$ 1,703	gross lease -utilities, o&m, janitorial, taxes
-	USGS Field Crew Site Access	na	\$ 500	
			\$ 9,841.40	Annual Market Rate
			\$ 820.12	Monthly Rate

Site Requirements	Antenna (# each)	Rack & Equip Area (sf)
Location A – Water District Main Building (USGS Earthquake Hazards)		
One (1) 30' tall communications tower*		
Nine (9) yagi antennas	9	
1 solar panel (For purpose of this lease, solar panel is described as an antenna)	1	
120V AC power		
Battery backup		1.0
Routing for associated data cabling (*tower was installed by and is owned by the Mammoth Community Water District)		
Location B – Engineering Building Room 212 (USGS Volcano/Earthquake Hazards)		
Data acquisition and routing room ~ 44.3 ft ²		44.3
Two (2) equipment racks & associated cabling		
120VAC Power & Emergency Power		
Equipment storage		
Supporting equipment Area ~ 121 ft ²		121.0
Data area ~ 15 ft ²		15.0
Instrument monitors & equipment		
AC power		
Electric Room		
Dmark for T1 line & associated cabling routing		1.0
RoofTop		
One (1) GPS antenna and associated cabling	1	
Location C - Laboratory Building on Rooftop (USGS Volcano Hazards)		
Seven (7) yagi antennas	7	
Three (3) flat panel antennas	3	
One (1) GPS antenna*	1	
One (1) spare antenna connection*	1	
Routing for associated cabling (*For purpose of this lease, the spare antenna connection is described as an antenna)		
Location D – Laboratory Second Floor Room (USGS Volcano Hazards)		
One Rack, Instrument Monitors, Equip Storage, cabling routing ~ 60 ft ²		60.0
AC Power & Emergency Power		
Location E - Laboratory Dmark and Cable Routing (USGS Volcano Hazards)		
Dmark for T1 line & associated cabling routing		1.0
Totals	23	243.3

Additional Requirements:

Access to site/staging area for USGS Field Crews & Government Vehicles
(Locations B and D are often used for staging area before crews head to field)

Additional Comments:

Approximate Average Number of Field Crew Visits per month
(Varies greatly -- increased visits during summer field season and fewer visits during winter)

**GENERAL SERVICES ADMINISTRATION
PUBLIC BUILDINGS SERVICE**

SUPPLEMENTAL AGREEMENT
NO. 3

DATE
06/5/2024

SUPPLEMENTAL LEASE AGREEMENT

TO LEASE NO.
GS- SF-2-USGS-MP-453

ADDRESS OF PREMISES

1315 Meridian Blvd., Mammoth Lakes, CA 93546, Tower Facility Coordinates: Lat. 37-38-30N- Long. 118-56-44.5 W

THIS AGREEMENT, made and entered into this date and between

Mammoth Community Water District, (hereinafter called the "Lessor")

whose address is

1315 Meridian Blvd., Mammoth Lakes, CA 93546,

and the UNITED STATES OF AMERICA, hereinafter called the Government:

WHEREAS, the parties hereto desire to amend the above

lease executed on 7/1/2009, SF-2-USGS-MP-453 paragraph 2 and paragraph 4.

NOW THEREFORE, these parties for the considerations hereinafter mentioned covenant and agree that the said

Lease is amended, effective June 5, 2024

as follows:

2. TO HAVE AND TO HOLD the Premises with their appurtenances for the term beginning July 1, 2024 through June 30, 2026 subject to 120-day termination rights by providing written notice after July 1, 2024.

4. RENTAL AMOUNT. The Government shall pay the Lessor annual rent in the amount of \$10,984.29 at the rate of \$915.35 per month payable in arrears. The Lessor shall furnish to the Government, as part of the rental consideration, electricity for the operation of approved equipment as stated in the lease.

* Rent covering the period of July 1, 2025 through June 30, 2026 will increase by 2.5%

All other terms and conditions of the lease shall remain in force and effect.

IN WITNESS WHEREOF, the parties subscribed their names as of the above date.

LESSOR

BY

(Signature)

(Title)

IN PRESENCE OF

(Signature)

(Address)

UNITED STATES OF AMERICA

BY

(Signature)

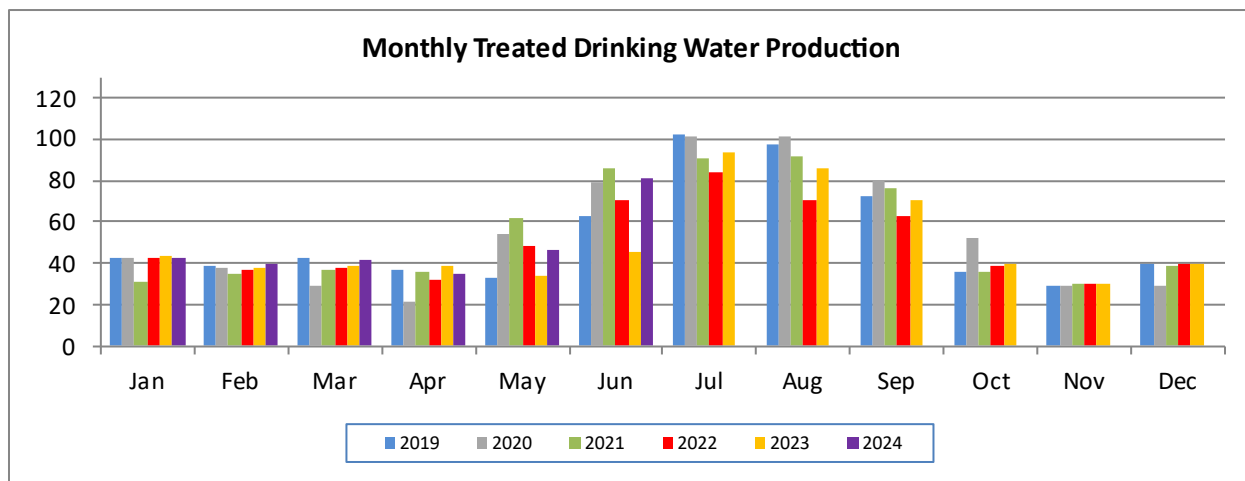
(Official Title)

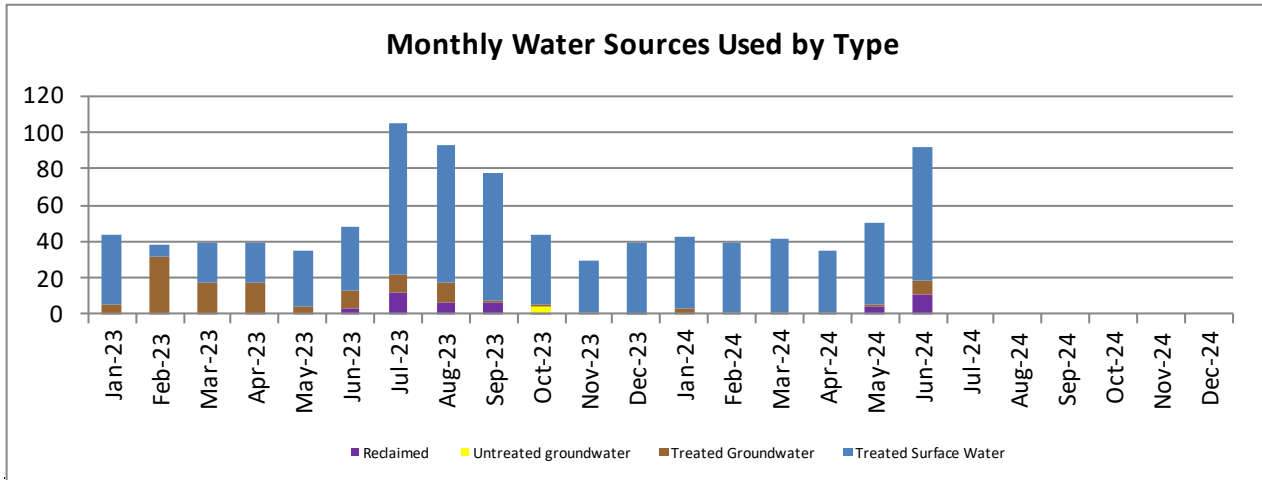
Report Summary			
June Production Data (In Million Gallons)	2022	2023	2024
Treated Surface Water	69.3	35.2	73.5
Treated Groundwater	0.8	10.0	7.5
Untreated Groundwater	0.0	0.0	0.0
Reclaimed Wastewater	19.2	2.6	10.6
Totals	89.4	47.8	91.5
<hr/>			
Non-Revenue Water	3.1	2.7	4.1
Treated Wastewater	33.9	60.3	38.4
<hr/>			
Photovoltaic Power Produced (kWh)	213,603	192,376	204,687
Photovoltaic Solar Irradiance (kW/m ²)	1,047	950	1,040

Monthly - Water Treatment, Production & Supply Management

- Drinking Water Treatment**

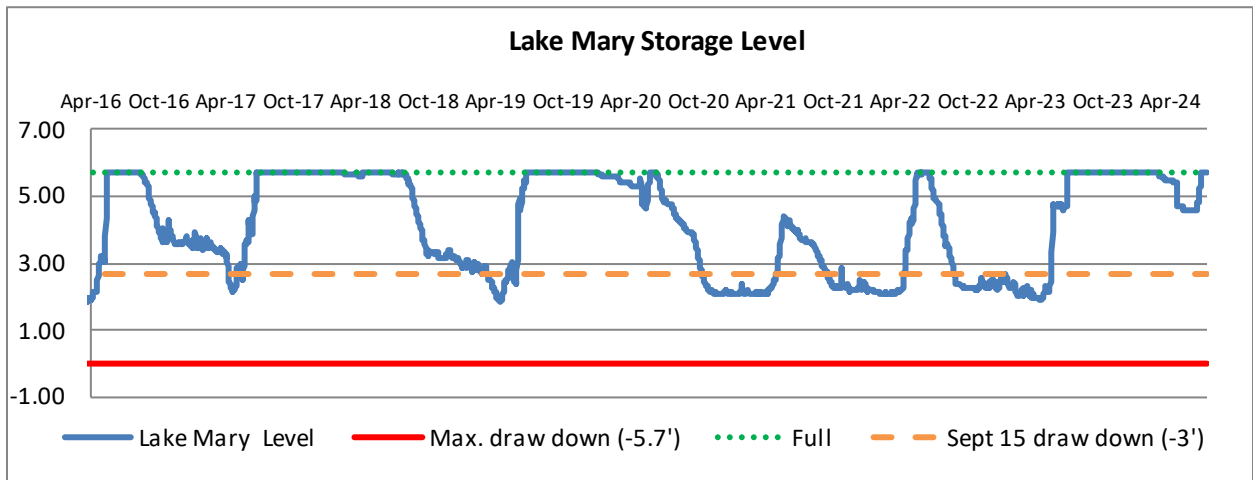
Routine samples for clarity, chlorine residual, and bacteriological analysis of the District’s drinking water were conducted during the month. The results of all sampling for the month were in compliance with the standards set by the State Water Resources Control Board Drinking Water Division. A total of 80,973,000 gallons were treated for drinking water with an average of 2.7 million gallons per day. Drinking water was produced from surface and groundwater supplies, 91% and 9% respectively.





• **Surface Water**

The minimum daily stream flow requirement for the month of June was 20.8 cfs for Mammoth Creek, as measured at Old Mammoth Road. Flow rates in the creek ranged from 24 cfs to 115 cfs with an average flow of 59 cfs. The flow requirement for July decreases to 9.9 cfs and current flows are above requirement. Lake Mary is currently full with a balance of 606 ac-ft in storage. Surface water will continue to be the primary source of supply using direct diversion.



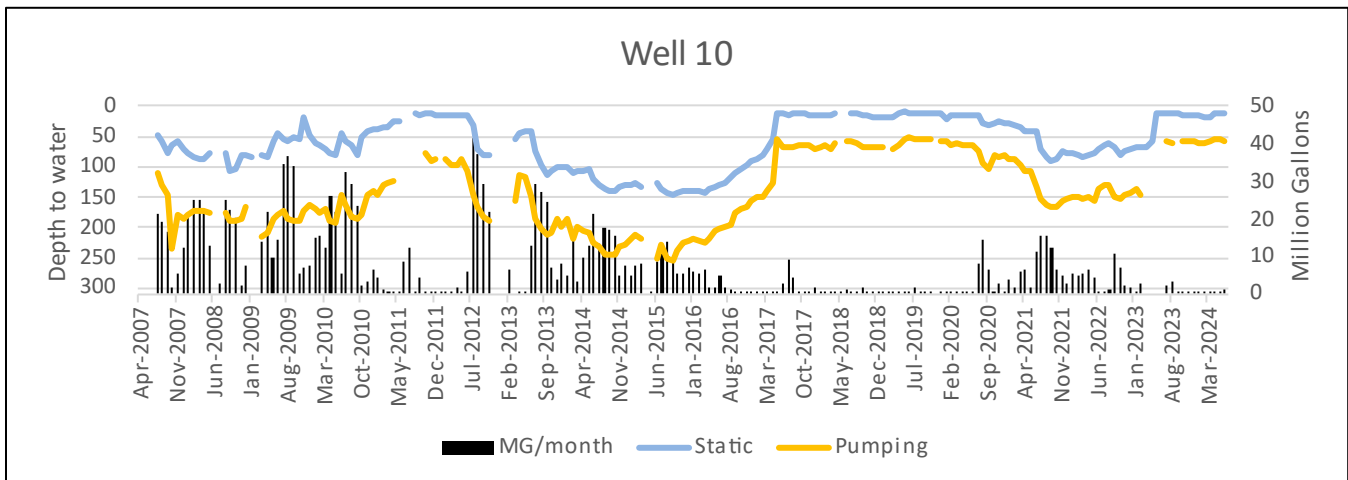
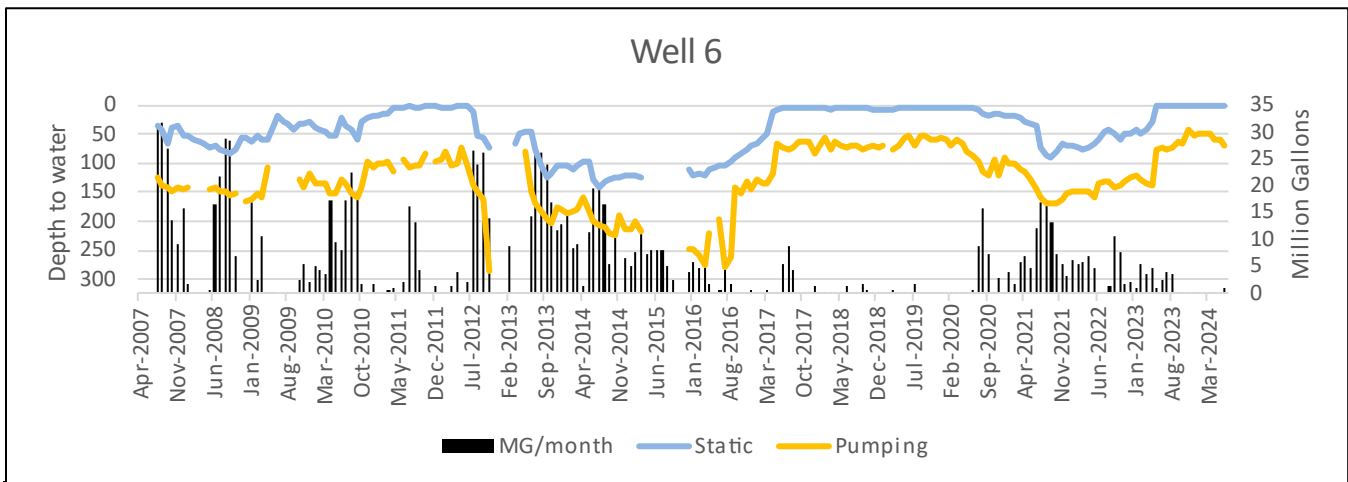
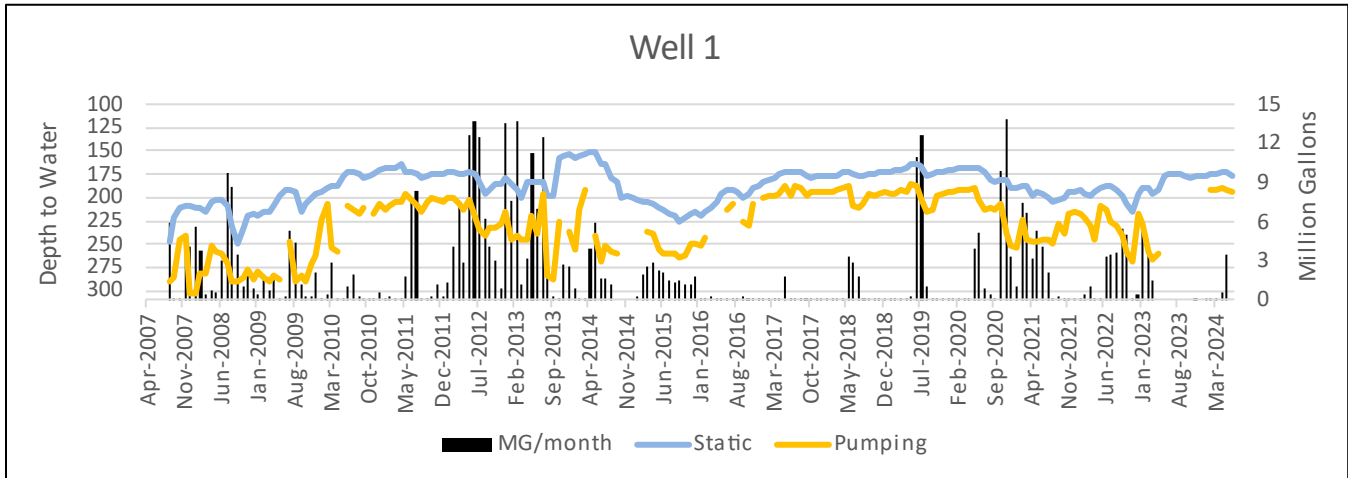
• **Groundwater**

Approximately 7,452,000 gallons or nine percent (9%) of the drinking water produced was from the District’s groundwater sources during the month of June. Groundwater production Wells 1, 6, 10, 15, 17, 18, 20, and 25 are operating as expected and are available for service.

MAMMOTH COMMUNITY WATER DISTRICT

Operations Department Report

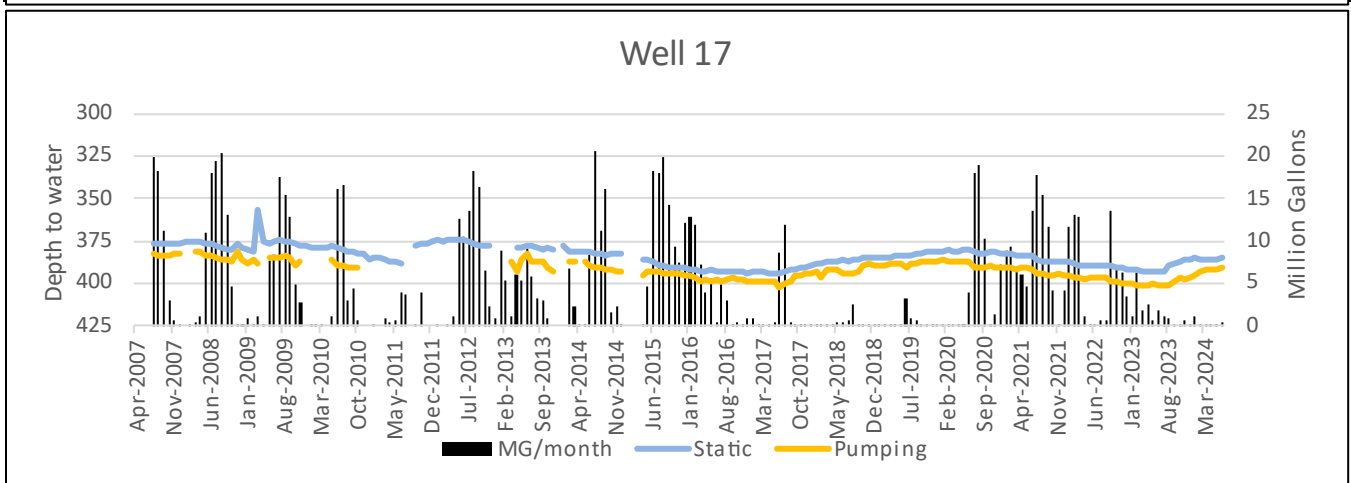
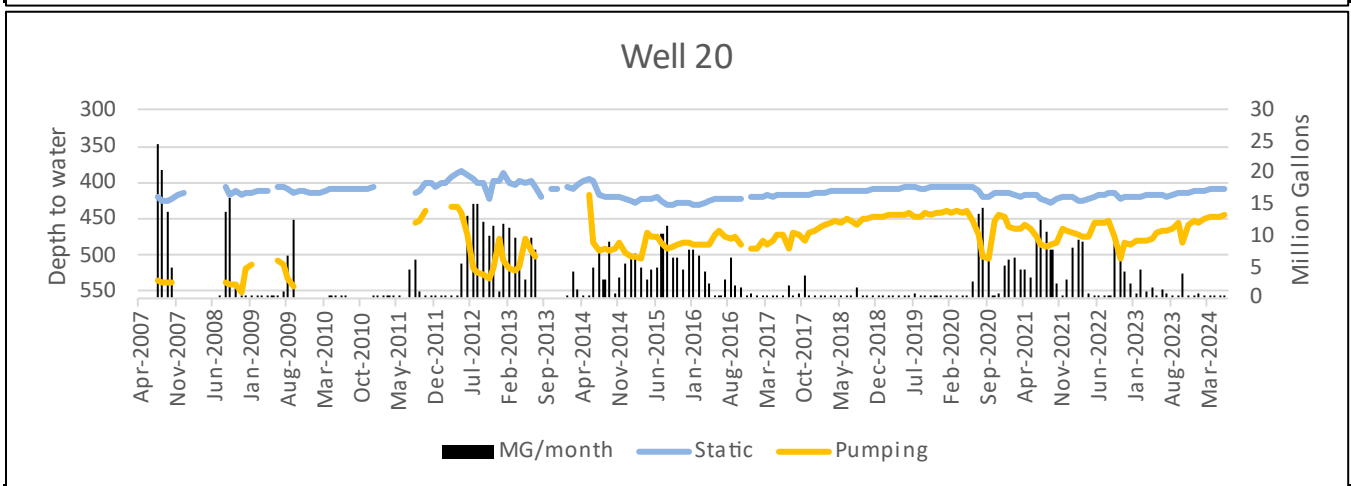
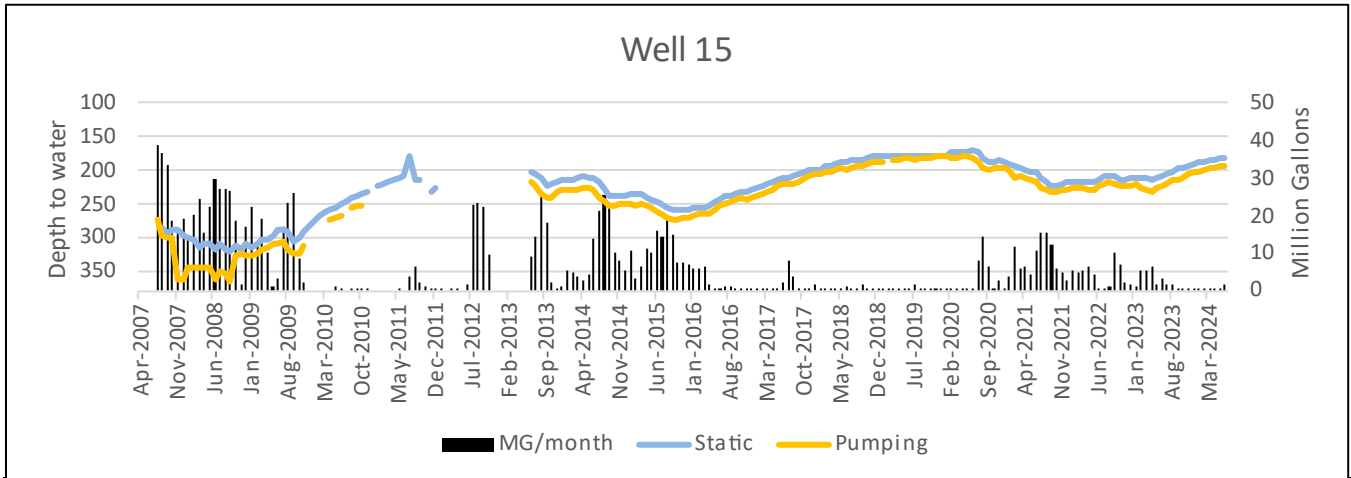
July 2024



MAMMOTH COMMUNITY WATER DISTRICT

Operations Department Report

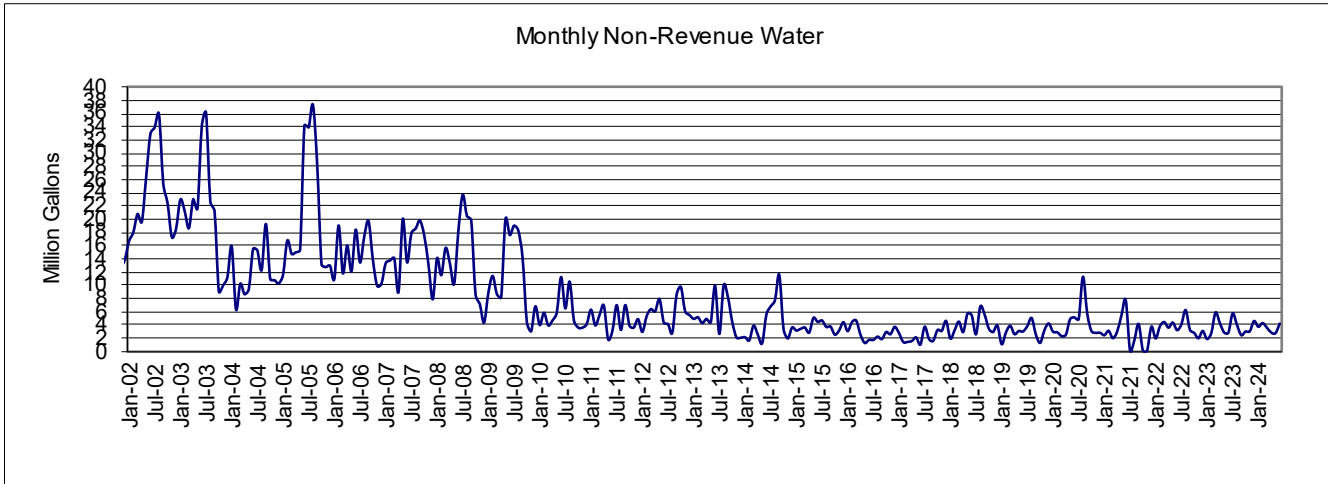
July 2024



July 2024

- **Water Audit Information**

The water audit for this billing period shows a total of 4.06 million gallons of non-revenue water. The annual non-revenue water for 2023 was 7% and well under the 10% AWWA standard.



Wastewater – Treatment & Flow

- **Wastewater Treatment**

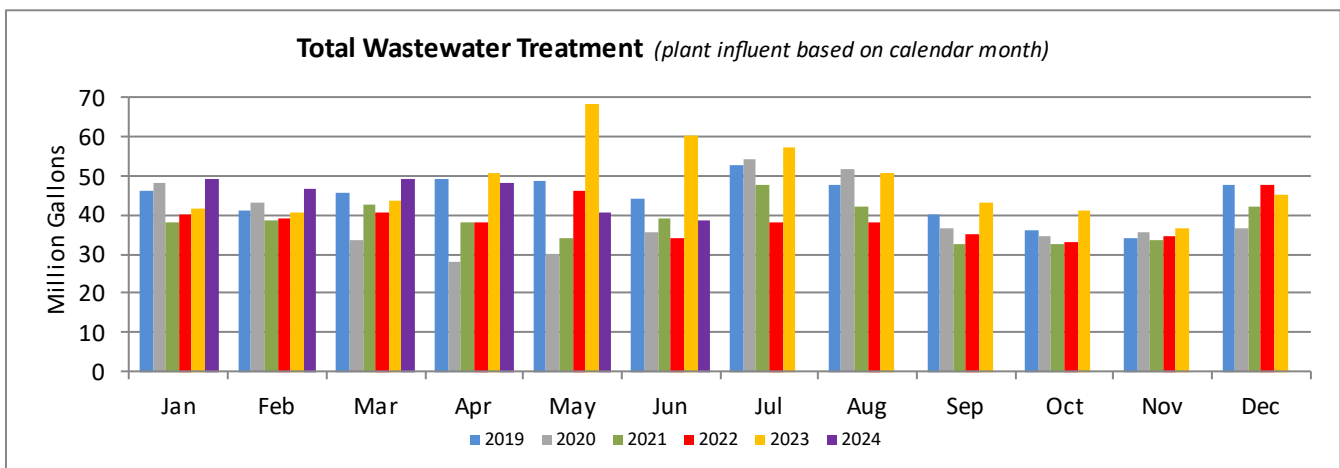
Wastewater treatment samples have met all compliance requirements for the month.

- **Recycled Water**

Recycled water production commenced in May for Sierra Star golf course and the trucked water program. The total recycled water delivery to Sierra Star for June was 10,550,000 gallons. Snowcreek has not purchased any recycled water this season.

- **Wastewater Flows**

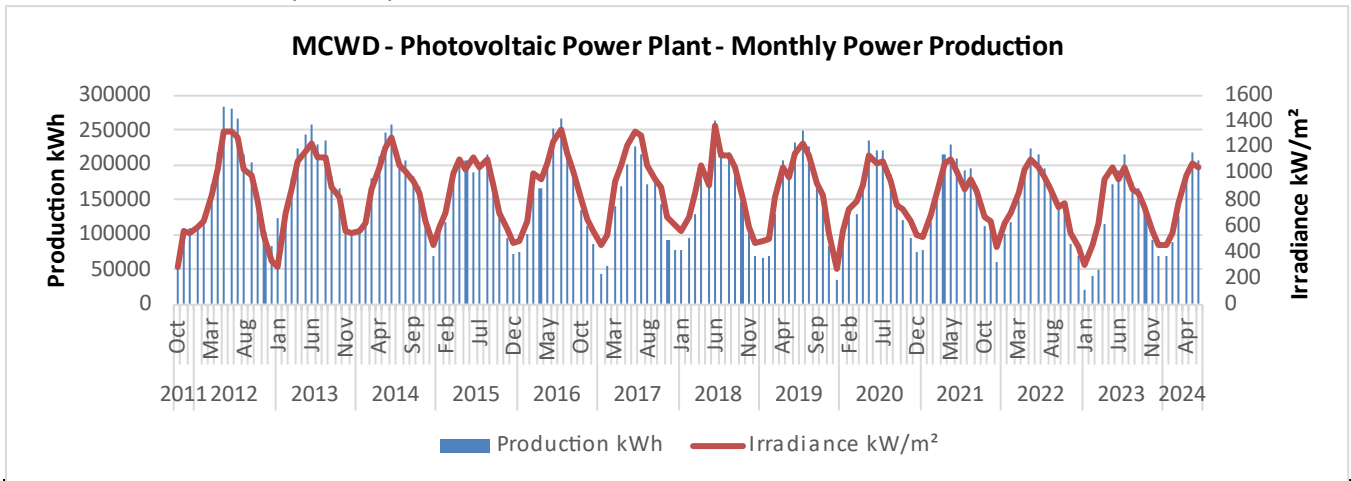
The total volume of wastewater treated during the month of June was 38.42 million gallons. This results in an average of 1.28 million gallons per day of wastewater flow.



Photovoltaic Power Plant Operations & Total District Electrical Usage

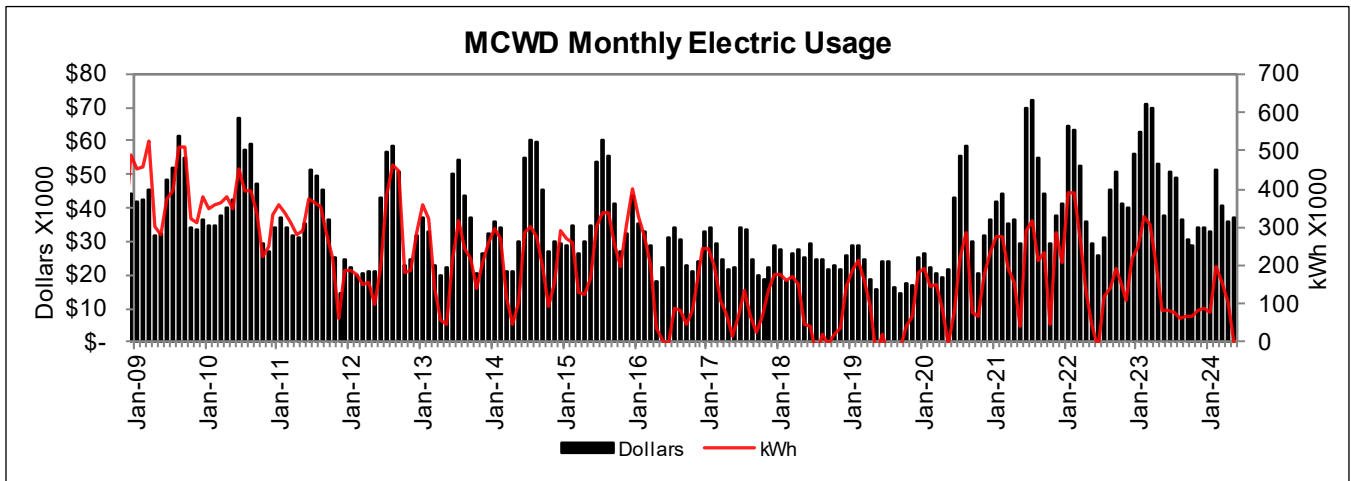
- **Solar plant production**

The total kilowatt hours of energy produced for the month of June was 204,687 kWh. The irradiance and production were 9% and 6% more respectively than June 2023.



- **Total electrical energy use**

Monthly energy usage chart for the past 15 years through May 2024. The chart below includes kWh data for all meters except for Well 17 due to an error in accounting by SCE. Well 17's account was mistakenly closed by SCE in May 2022. SCE continued to supply power to the site without billing for the electricity. Therefore, the electricity costs for Well 17 from May 2022 through December 2023 are not reflected in the chart.



Report Summary

Maintenance Divisions are focusing on preventive maintenance and completing summer repair projects.

Solar Power Plant Maintenance

The solar array is working well, and production is currently exceeding the forecasted production goals.



	Actual	Expected
Today	4.59 MWh	4.41 MWh
Yesterday	6.95 MWh	6.28 MWh
Last 30d	207.71 MWh	189.79 MWh

Wastewater Treatment Plant and Recycled Water Maintenance

The Plant Maintenance team has made several repairs and upgrades around the treatment plant including:

- Rebuilt EQ return pump #1 with all three pumps now meeting performance standards.
- Removed and replaced the existing 6-inch flow meter and piping with a new 10" stainless steel piping and flow meter. This removes the existing restriction in the EQ plumbing and allows for maximum return flow.
- Investigated level transducer fail on step screen and resolved the issue.

Surface Water Treatment Plant and Related Facilities Maintenance

Lake Mary remains our primary source of water. All systems in the surface water treatment plant are functioning as expected.

Groundwater Treatment and Related Facilities Maintenance

The groundwater plants are operated monthly to ensure that they remain in a state of readiness. These plants are constantly maintained and are available for immediate use if required. Plant Maintenance has performed some preventive maintenance and small repairs to the well and tank sites including:

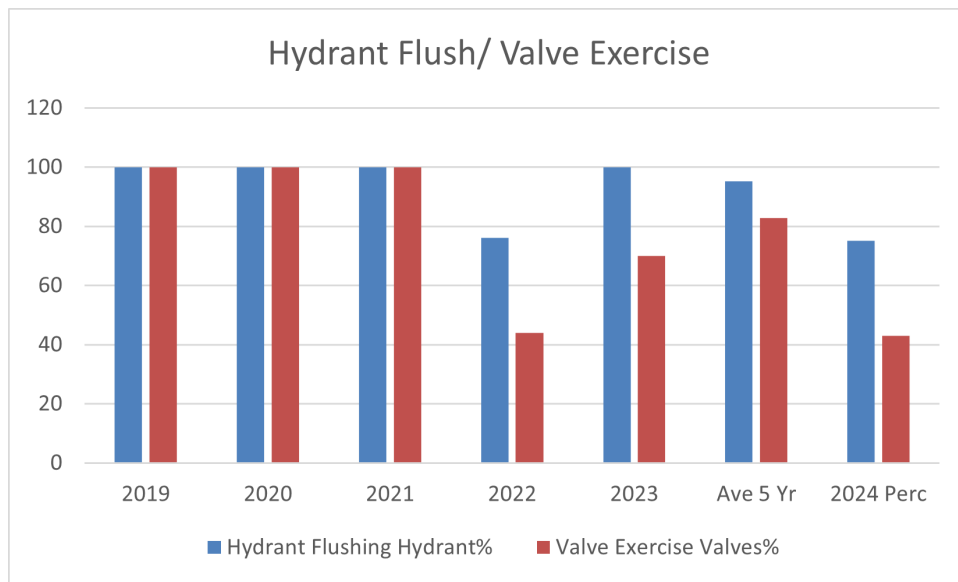
- Replaced charging system at T2.
- Investigated high pressure alarms at the well sites feeding Ground Water Treatment Plant One

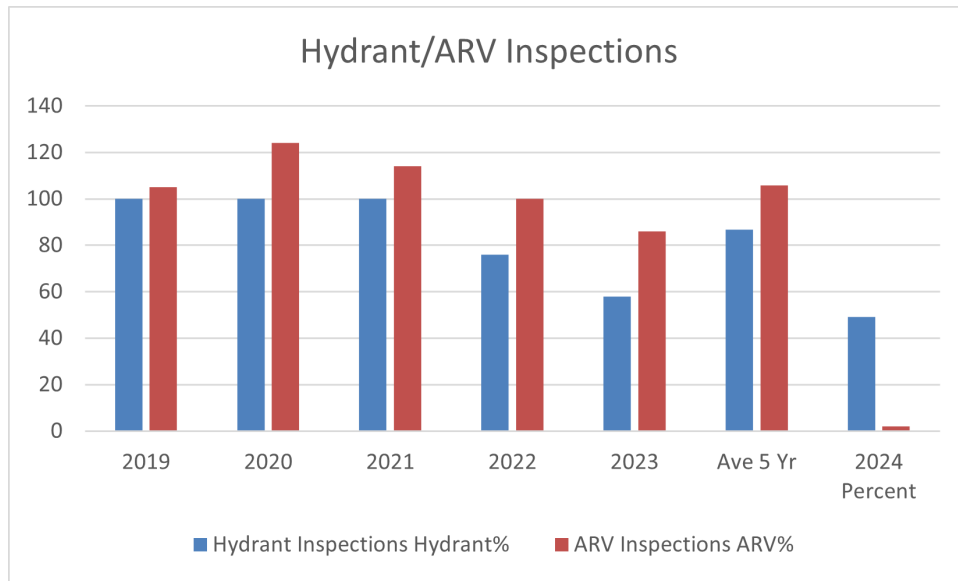
Water Distribution System Operations & Maintenance

No large leaks were found or reported this month. Staff made repairs to a small leak at a meter pit on Forest Trail and are concentrating efforts on preventative maintenance.

Other notable events include:

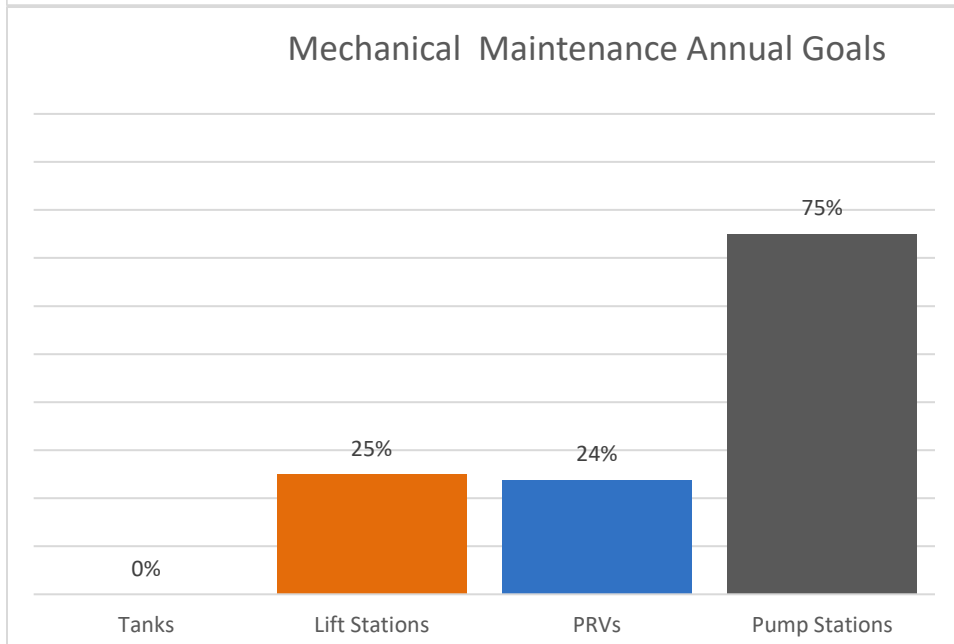
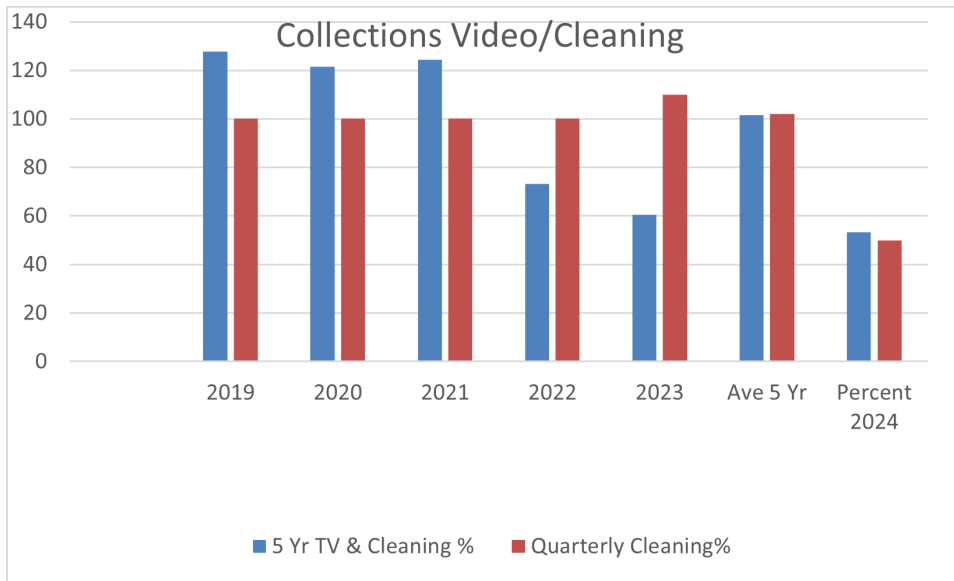
- Installed hydrant meters for construction water at Limelight and Obsidian.
- Replaced a broken meter pit on Commerce Drive and Forest Trail.
- Responded to 8 customer service calls.
- Multiple metering system repairs were completed on R450 radios including 20 R450/ R900 radio swaps.
- We have 1,012 of the R900 radios now in service.





Wastewater Collection System Operations & Maintenance

The Line Maintenance team focused a great deal of time investigating inflow and infiltration (I&I) of ground water into the collection system. There is a small window of time each spring when this problem can be identified. This year the team found one of the largest groundwater intrusions to date. After the repair of this damaged lateral the results could be seen at the wastewater influent meter. This one source of I&I was calculated at .25MGD, nearly 20% of the 1.25MGD average daily plant influent. Several other small sources of I&I were located and repaired.



Special Projects/Programs

In-House Construction Projects

- Replacement of galvanized water laterals will resume with meter pit upgrades in progress on Valley Vista Drive.
- Crews will work on upgrading a water line that has a history of leaks and installing some new conduits for future projects prior to the Campus Paving project in late July.
- Work on the Parcel Relief Sewer project will start in August.

MAMMOTH COMMUNITY WATER DISTRICT
Maintenance Department Report
July 2024

Agenda Item: B-2

07-18-2024

Contracted Improvements

- All of the slip lining and grout contract work was put out to bid and has been awarded. Work will start in late summer.

Departmental/General

- Staff have received 176 tickets for USA dig alerts in 2024.
- 2024 project work is ongoing in all Maintenance Divisions.

Financial Department Update

The Finance department has been working with the new auditors to provide information in preparation for the audit. The audit field work occurred the week of July 8, with the expectation that the draft audit report will be presented to the Board at the regular September Board meeting.

The District completed the purchase of a condominium at 299 Manzanita in June. It is a 3-bedroom, 2-bath unit with a two-car garage. A District employee will move into the condo in July.

The RFP for a connection fee study has been published, with responses due July 16. The review and selection processes are expected to be complete by the end of July.

As we move forward on capital projects, we are able to update estimates of project costs. The bids for the MCWD pavement work came in lower than budgeted. The bids for the sewer collection system came in higher than budgeted. It is expected that the total for all capital projects will be lower than budgeted.

Significant payments in May and June include:

- \$768,343 to Inyo-Mono Title for the purchase of employee rental housing at 229 Manzanita.
- \$69,943 to McGinley and Associates for hydraulic monitoring in February, March, and April. This cost will be reimbursed by Ormat as part of our monitoring plan agreement.
- A total of \$39,463 to Tesco Controls for work on our SCADA system.
- A total of \$32,356 to Western Nevada Supply for meter pits, materials for summer construction and warehouse inventory.
- \$25,170 to Thatcher Company for treatment chemicals.
- \$20,924 to Solenis for treatment chemicals.
- \$20,707 to NTU Technologies for treatment chemicals.

Payroll Expenses for May 2024:

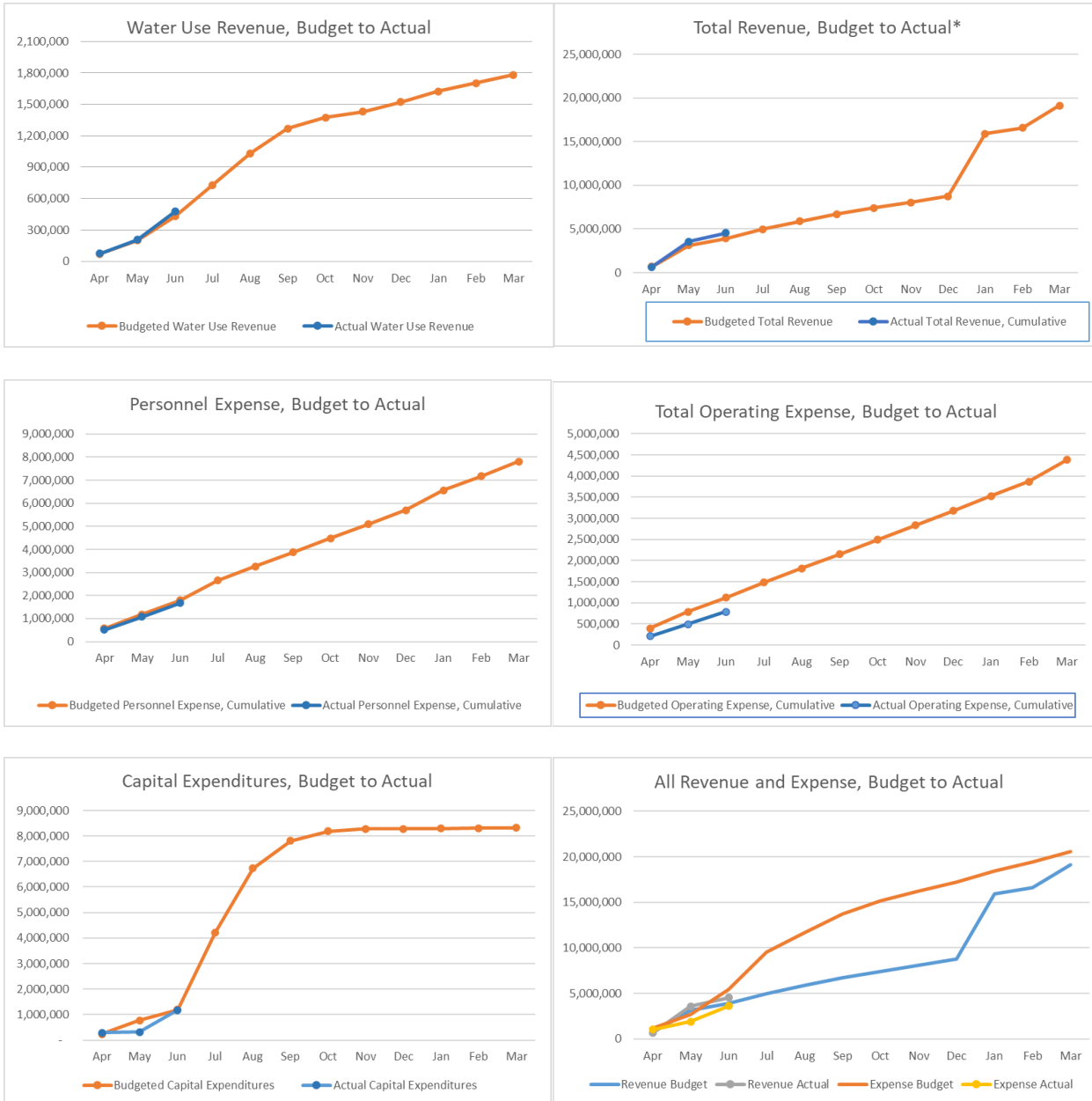
Gross Payroll	\$375,945
Net Payroll	\$266,108
Employer Paid Taxes	\$5,664
Employer Paid 401a	\$74,384
Employer Paid 457b Match	\$7,145
Employee Paid 457b Contributions	\$36,799
Other Employer Paid Benefits	\$88,190

Payroll Expenses for June 2024:

Gross Payroll	\$408,594
Net Payroll	\$291,895
Employer Paid Taxes	\$7,719
Employer Paid 401a	\$76,038
Employer Paid 457b Match	\$7,013
Employee Paid 457b Contributions	\$36,799
Other Employer Paid Benefits	\$88,274

Graphs and Tables

Details on capital expenditures are listed in Table A, operation expenses in Table B, utility bill aging in Table C, and cash balance projection in Table D, followed by a summary of the District’s investment portfolio including the monthly report of transactions. Summary graphs of revenue and expenses are presented below.



* Total revenue excludes the change in market value of the District investment portfolio

MAMMOTH COMMUNITY WATER DISTRICT

Agenda Item: B-3

Finance Department Report

07-18-2024

July 2024

Financial Reports

Table A Capital Project Management

Capital Project Summary					
Fiscal Year: 2025					
Spending through June 2024					
Project Name	BRE	FY 2025 Budget	FY 2025 YTD Expenditure	Prior Project Expenditure	Total Project Expenditure
Well 32 Construction	17		22,624	2,798,757	2,821,381
Parcel Relief Main - Center St	18	211,513	1,522	179,194	180,716
SCADA Server Replacement			17,650		
Twin Lakes PR Upgrade	9	61,400	0	19,960	19,960
West Twin Lift Station Upgrade	13	35,000	0	37,475	37,475
GIS Utility Network Conversion	13	199,912	4,629	5,174	9,803
MCWD Paving	25	2,900,000	41,403	7,546	48,949
2024 Water Distribution System Improvements	13	572,861	41,760	685	42,444
Tank 2 Rehab	18	632,000	0	7,991	7,991
LMTF Backwash Tank Rehab	18	148,000	0	-	-
Seismic/Snow Evaluations/Retrofits	13	100,000	8,404	4,088	12,492
2024 Sewer Rehab (CIPP/Top Hats)	18	319,715	8,208	12,829	21,036
East Twin Lift Station Upgrade	13	100,120	0	-	-
WWTP Step Screen	22	225,504	130	3,420	3,550
Laurel Pond Monitoring Wells	13	200,000	0	-	-
Manhole Rehab	17	212,613	21,088	-	21,088
Capital Equipment					
Replacement for Backhoe		190,000	185,401		
Replace Truck 70		55,000			
Replace Truck 53		93,000			
Replace Truck 58		104,000			
Replace Truck 39		42,000	57,053		
Replace Tucker snow cat		270,000			
Ee housing		2,260,000	768,343		
Total Capital Projects and Equipment		8,932,638	1,178,214		

MAMMOTH COMMUNITY WATER DISTRICT
Finance Department Report
July 2024

Agenda Item: B-3

07-18-2024

Table B Revenue and Expenses

Account	YTD Actual	YTD Budget	Annual Budget	YTD Better/Worse	% Diff
Billing - Water Usage	476,782	429,679	1,782,900	47,103	11%
Water Base Rates	493,641	484,906	1,940,400	8,735	2%
Wastewater Base Rates	693,834	689,724	2,760,000	4,110	1%
Wastewater Flow Rates	129,805	127,199	509,000	2,606	2%
Taxes and Assessments	1,851,230	1,712,928	10,196,000	138,302	8%
Interest Income	397,315	264,394	1,058,000	132,921	50%
Permits - Connection Fees	337,562	112,455	450,000	225,107	200%
Engineering Fees	15,781	9,996	40,000	5,785	58%
Lab Fees	9,874	8,996	36,000	878	10%
Housing Rents	43,245	43,213	172,920	32	0%
Miscellaneous Revenue	74,697	46,870	202,556	27,827	59%
Subtotal Revenue	4,523,765	3,930,360	19,147,776	593,405	15%
Investment Gain (Loss)	(49,729)	-	-	(49,729)	
Total Revenue	4,474,037	3,930,360	19,147,776	543,676	14%
Salaries & Wages	1,064,028	1,137,654	5,372,548	73,627	6%
Employee Benefits - Group Insu	339,781	358,335	1,075,006	18,555	5%
Employee Benefits - Pension	225,385	241,368	1,141,012	15,983	7%
Employer Paid Taxes	36,512	50,298	230,548	13,786	27%
Total Personnel Expense	1,665,705	1,787,656	7,819,114	121,951	7%
Outside Services	26,899	67,754	271,124	40,855	60%
Property Tax Admin. Fee	51,056	55,000	220,000	3,944	
Sludge Disposal	5,130	11,683	46,750	6,553	56%
Software Licenses/Agreements	37,982	72,645	290,698	34,663	48%
IT Services	8,413	13,316	53,284	4,902	37%
Banking Fees	18,100	15,144	60,600	(2,956)	-20%
Professional Services	4,706	96,836	387,500	92,130	95%
Outside Lab Services	13,628	15,744	63,000	2,116	13%
Equipment Rental	-	2,499	10,000		
Employee Housing Expenses	60,559	68,526	122,000	7,967	12%
Operating Tools/Equipment	-	8,334	33,350	8,334	100%
Employee Engagement	1,940	5,150	20,610	3,210	62%
Employee PPE/Uniform	7,373	5,260	21,050	(2,113)	-40%
Gasoline	9,940	10,300	41,215	360	3%
Diesel Fuel	7,731	6,827	27,320	(904)	-13%
Insurance	67,954	75,932	303,850	7,979	11%
Legal Services	18,854	19,992	80,000	1,139	6%
M & R - Line Repair/Equipment	53,115	89,993	360,118	36,879	41%
M & R - Buildings	10,450	41,288	165,220	30,838	75%
M & R - Vehicles	22,934	32,259	129,088	9,325	29%
Memberships/Certifications	5,868	13,341	53,387	7,473	56%
Permit Meters	6,307	9,996	40,000	3,689	37%
Operating Chemicals	96,258	86,145	344,719	(10,112)	-12%
Operating Supplies	40,211	31,676	126,755	(8,535)	-27%
Computer Systems/Equipment	31,197	17,543	70,200	(13,654)	-78%
Postage/Freight	-	2,328	9,314	2,328	100%
Advertising Publications & PR	8,923	6,864	27,468	(2,059)	-30%
Books & Subscriptions	64	449	1,798	385	86%
Safety	4,327	6,772	27,100	2,446	36%
Permits & Licensing	5,571	28,122	112,534	22,552	80%
Settlement Cost	-	-	14,400	-	
Telephone	3,001	8,486	33,960	5,486	65%
Training & Meetings	6,819	20,830	83,352	14,010	67%
Travel Expenses	14,160	16,506	66,050	2,346	14%
Utilities - Electric	85,480	118,053	472,400	32,572	28%
Utilities - Propane	4,047	5,200	40,000	1,153	22%
Water Conservation	7,764	37,495	150,040	29,731	79%
Total Operating Expense	746,763	1,124,290	4,380,254	377,527	34%

MAMMOTH COMMUNITY WATER DISTRICT

Finance Department Report

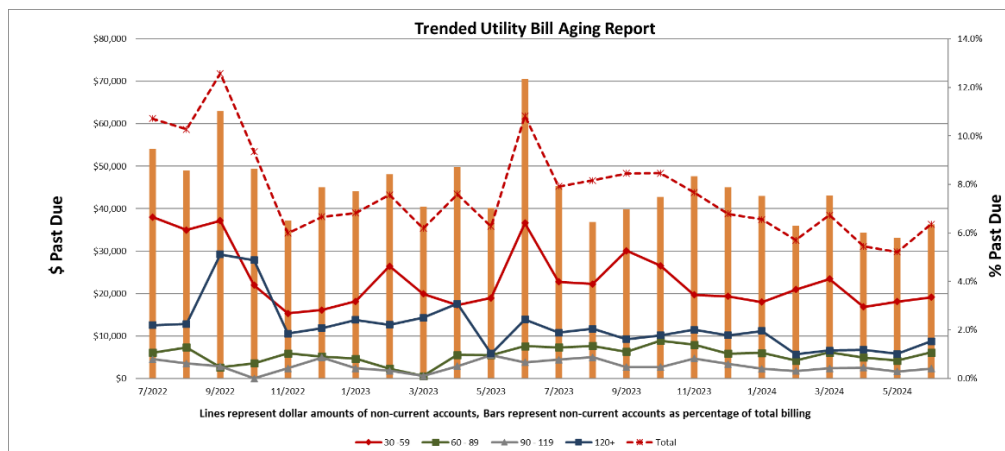
July 2024

Table C Fund Balance

	Operating Funds			Capital R&R Funds		
	10 Admin	20 Water	30 Wastewater	21 Admin	22 Water	23 Wastewater
Cash Total	721,990	2,003,103	1,591,418	4,101,279	10,615,441	10,677,942
Current Assets	933,407	541,136	274,313	-103	23,291	11,193
Non-current Assets	0	0	0	0	0	0
Capital Assets	47,669	27,303	2,564	2,327,401	39,032,827	25,111,575
Total Assets	1,703,066	2,571,543	1,868,294	6,428,578	49,671,560	35,800,710
Current Liabilities	-166,940	-157,143	-87,067	60	-108,890	-100,226
Non-current Liabilities	-502,618	-122,704	-139,220	0	0	0
Assets - Liabilities	1,033,507	2,291,696	1,642,008	6,428,638	49,562,669	35,700,484
Target Fund Balance	150,000	2,064,500	1,961,500	1,030,000	4,300,000	4,800,000
Available Fund Balance	555,050	1,845,960	1,504,351	4,101,339	10,506,551	10,577,716
Over/(Under)	405,050	-218,540	-457,149	3,071,339	6,206,551	5,777,716

	Capital Expansion Funds			96 Enterprise	98 LADWP	Total
	31 Admin	32 Water	33 Wastewater			
Cash Total	1,067,675	2,906,119	1,167,423	1,695,719	2,165,814	38,713,923
Current Assets	0	-35	0	56,558	0	1,839,761
Non-current Assets	0	0	0	4,079,465	0	4,079,465
Capital Assets	-8,068	10,800	563,507	3,438,023	0	70,553,600
Total Assets	1,059,607	2,916,884	1,730,929	9,269,766	2,165,814	115,186,749
Current Liabilities	0	-21,056	0	-63,923	0	-705,184
Non-current Liabilities	0	0	0	0	0	-764,542
Assets - Liabilities	1,059,607	2,895,828	1,730,929	9,205,843	2,165,814	113,717,023
Target Fund Balance	1,030,000	2,540,000	835,000	1,030,000	2,150,000	21,891,000
Available Fund Balance	1,067,675	2,885,063	1,167,423	1,631,797	2,165,814	38,008,738
Over/(Under)	37,675	345,063	332,423	601,797	15,814	16,117,738

Table D Trended Utility Bill Aging Report

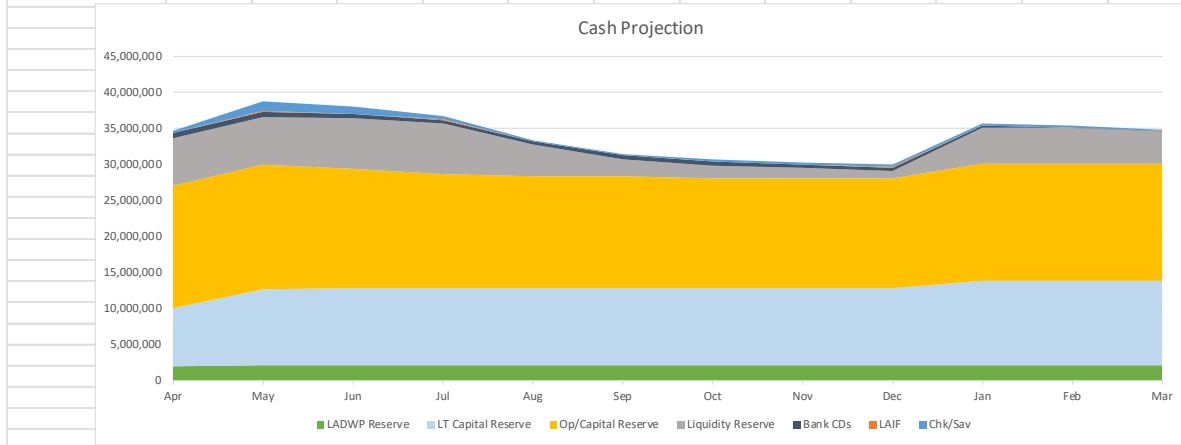


The total amount past due is \$36,340 as of June 30, 2024.

Table E Investment Summary and Cash Balance

The District’s reserve funds have been separated into a multi-layer investment strategy to match the liquidity needs of operations and capital projects while maximizing the opportunity for interest earnings. The chart below illustrates the allocation, from most liquid to least liquid, and the projected balance through the end of the fiscal year.

FY 2025	Projection											
	Apr	May	Jun	Jul	Aug	Sep	Oct	Nov	Dec	Jan	Feb	Mar
Chk/Sav	227,690	1,331,090	1,077,778	543,386	133,682	116,105	203,965	215,735	329,489	250,089	203,029	218,175
LAIF	47,780	47,780	47,780	47,780	47,780	47,780	47,780	47,780	47,780	47,780	47,780	47,780
Bank CDs	737,040	737,762	488,288	488,288	488,288	488,288	488,288	488,288	488,288	248,288	0	0
Liquidity Reserve	6,524,468	6,704,624	7,022,493	7,022,493	4,422,493	2,422,493	1,822,493	1,422,493	1,022,493	5,022,493	5,022,493	4,522,493
Op/Capital Reserve	17,050,234	17,175,737	16,641,966	15,841,966	15,491,966	15,491,966	15,256,966	15,256,966	15,256,966	16,256,966	16,256,966	16,256,966
LT Capital Reserve	8,014,447	10,609,023	10,683,729	10,683,729	10,683,729	10,683,729	10,683,729	10,683,729	10,683,729	11,683,729	11,683,729	11,683,729
LADWP Reserve	2,041,659	2,117,463	2,134,364	2,134,364	2,134,364	2,134,364	2,134,364	2,134,364	2,134,364	2,134,364	2,134,364	2,134,364
Total	34,643,318	38,723,479	38,096,398	36,762,006	33,402,301	31,384,725	30,637,585	30,249,355	29,963,108	35,643,709	35,348,361	34,863,507



PORTFOLIO SUMMARY



Mammoth Community Water District Liquidity Portfolio | Account #10987 | As of May 31, 2024

Portfolio Characteristics

Average Modified Duration	0.18
Average Coupon	0.43%
Average Purchase YTM	5.16%
Average Market YTM	4.88%
Average Quality	AAA
Average Final Maturity	0.19
Average Life	0.19

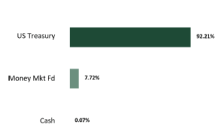
Account Summary

	Beg. Value as of 05/01/2024	End Value as of 05/31/2024
Market Value	6,524,467.55	6,704,623.82
Accrued Interest	397.52	659.71
Total Market Value	6,524,865.07	6,705,283.53
Income Earned	24,924.40	27,433.94
Com/WD	(20,000.00)	150,000.00
Pay	6,593,997.58	6,768,444.16
Book Value	6,528,667.40	6,705,868.96
Cost Value	6,487,155.38	6,625,581.23

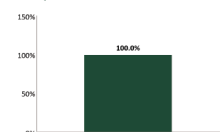
Top Issuers

United States	92.21%
First American Govt Oblig Fund	7.72%

Sector Allocation



Maturity Distribution



Credit Quality



Performance Review

Total Rate of Return	1M	3M	YTD	1YR	2YRS	3YRS	5YRS	10YRS	Since Inception (05/01/23)
Mammoth Comm WD Liquidity	0.47%	1.34%	2.12%	5.07%	--	--	--	--	4.50%
Benchmark Return*	0.48%	1.36%	2.21%	5.45%	--	--	--	--	4.78%

MAMMOTH COMMUNITY WATER DISTRICT

Finance Department Report

July 2024

Agenda Item: B-3

07-18-2024

PORTFOLIO SUMMARY

Mammoth Community Water District | Account #10652 | As of May 31, 2024



Portfolio Characteristics

Average Modified Duration	2.05
Average Coupon	3.01%
Average Purchase YTM	3.06%
Average Market YTM	5.00%
Average Quality	AA
Average Final Maturity	2.40
Average Life	2.29

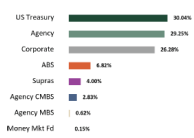
Account Summary

	Reg. Values as of 05/01/2024	End Values as of 05/31/2024
Market Value	17,650,234.49	17,175,795.56
Accrued Interest	116,204.19	126,824.91
Total Market Value	17,766,438.68	17,302,561.47
Income Earned	45,576.62	42,954.65
Cont./WD	0.00	0.00
Par	17,587,596.00	17,631,447.13
Book Value	17,538,103.82	17,559,278.97
Cost Value	17,375,450.99	17,614,957.13

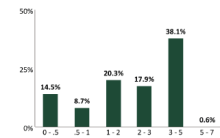
Top Issuers

United States	30.04%
Farm Credit System	14.26%
Federal Home Loan Banks	10.52%
FHLMC	5.29%
FNMA	2.62%
International Bank for Recon and Dev	2.18%
Inter-American Development Bank	1.82%
Caterpillar Inc.	1.57%

Sector Allocation



Maturity Distribution



Credit Quality



Performance Review

Total Rate of Return	1M	3M	YTD	1YR	2YRS	3YRS	5YRS	10YRS	Since Inception (02/01/19)
Mammoth Comm Water District	0.81%	0.75%	0.82%	3.78%	2.42%	0.47%	1.42%	--	1.68%
Benchmark Return*	0.79%	0.67%	0.55%	3.31%	1.84%	0.07%	1.06%	--	1.33%

PORTFOLIO SUMMARY

MCWD Long Term Reserves | Account #11043 | As of May 31, 2024



Portfolio Characteristics

Average Modified Duration	3.61
Average Coupon	3.16%
Average Purchase YTM	4.05%
Average Market YTM	4.80%
Average Quality	AA
Average Final Maturity	4.20
Average Life	4.16

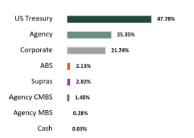
Account Summary

	Reg. Values as of 05/01/2024	End Values as of 05/31/2024
Market Value	8,014,447.43	10,609,023.01
Accrued Interest	66,447.85	75,707.34
Total Market Value	8,080,895.28	10,684,730.35
Income Earned	36,100.74	26,649.59
Cont./WD	0.00	2,500,000.00
Par	8,445,914.55	11,019,436.48
Book Value	8,244,009.10	10,767,137.27
Cost Value	8,207,379.86	10,730,058.91

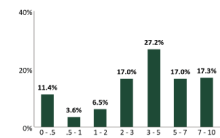
Top Issuers

United States	47.78%
Federal Home Loan Banks	11.30%
Farm Credit System	7.96%
FNMA	4.74%
Northern Trust Corporation	2.29%
Caterpillar Inc.	2.14%
Inter-American Development Bank	2.02%
Honda Motor Co., Ltd.	1.94%

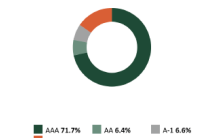
Sector Allocation



Maturity Distribution



Credit Quality



Performance Review

Total Rate of Return	1M	3M	YTD	1YR	2YRS	3YRS	5YRS	10YRS	Since Inception (02/01/21)
MCWD Long Term Reserves	1.27%	0.52%	0.01%	2.73%	--	--	--	--	3.14%
Benchmark Return*	1.10%	0.25%	(0.50%)	1.65%	--	--	--	--	1.58%

PORTFOLIO SUMMARY

MCWD LADWP Settlement Fund | Account #10992 | As of May 31, 2024



Portfolio Characteristics

Average Modified Duration	5.91
Average Coupon	3.19%
Average Purchase YTM	4.42%
Average Market YTM	4.72%
Average Quality	AA+
Average Final Maturity	4.36
Average Life	4.37

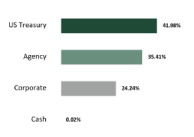
Account Summary

	Reg. Values as of 05/01/2024	End Values as of 05/31/2024
Market Value	2,041,409.29	2,137,462.61
Accrued Interest	18,051.65	16,783.54
Total Market Value	2,059,460.94	2,154,246.16
Income Earned	8,304.39	7,682.16
Cont./WD	0.00	50,000.00
Par	2,161,902.09	2,220,468.82
Book Value	2,091,511.05	2,151,705.16
Cost Value	2,068,675.72	2,128,991.39

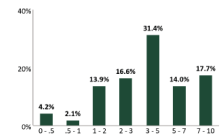
Top Issuers

United States	41.98%
Farm Credit System	19.23%
Federal Home Loan Banks	12.90%
JPMorgan Chase & Co.	4.10%
BlackRock, Inc.	2.11%
PACCAR Inc.	2.10%
Bank of America Corporation	2.07%
UnitedHealth Group Incorporated	2.03%

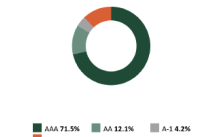
Sector Allocation



Maturity Distribution



Credit Quality



Performance Review

Total Rate of Return	1M	3M	YTD	1YR	2YRS	3YRS	5YRS	10YRS	Since Inception (10/01/22)
MCWD LADWP Settlement Fund	1.19%	0.47%	(0.02%)	3.01%	--	--	--	--	3.33%
Benchmark Return*	1.10%	0.25%	(0.50%)	1.65%	--	--	--	--	2.82%

MAMMOTH COMMUNITY WATER DISTRICT

Finance Department Report

July 2024

Agenda Item: B-3

07-18-2024

PORTFOLIO SUMMARY

Mammoth Community Water District Liquidity Portfolio | Account #10987 | As of June 30, 2024



Portfolio Characteristics

Average Modified Duration	0.12
Average Coupon	0.52%
Average Purchase YTM	5.16%
Average Market YTM	5.02%
Average Quality	AAA
Average Final Maturity	0.12
Average Life	0.12

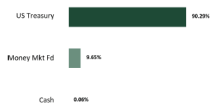
Account Summary

	Reg. Values as of 06/30/2024	End Values as of 06/30/2024
Market Value	6,704,623.82	7,022,482.84
Accrued Interest	659.71	913.45
Total Market Value	6,705,283.53	7,023,406.29
Income Earned	27,413.94	29,289.62
Cont./WD	150,000.00	290,000.00
Par	6,768,444.16	7,067,738.97
Book Value	6,705,888.96	7,024,280.02
Cost Value	6,825,581.23	6,930,800.11

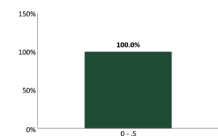
Top Issuers

United States	90.29%
First American Govt Oblig fund	9.65%

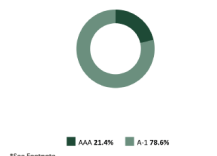
Sector Allocation



Maturity Distribution



Credit Quality



Performance Review

Total Rate of Return	1M	3M	YTD	1YR	2YRS	3YRS	5YRS	10YRS	Since Inception (09/01/22)
Mammoth Comm WD Liquidity	0.41%	1.50%	2.54%	5.24%	--	--	--	--	4.52%
Benchmark Return*	0.41%	1.32%	2.63%	5.40%	--	--	--	--	4.79%

PORTFOLIO SUMMARY

Mammoth Community Water District | Account #10652 | As of June 30, 2024



Portfolio Characteristics

Average Modified Duration	2.11
Average Coupon	3.06%
Average Purchase YTM	3.16%
Average Market YTM	4.91%
Average Quality	AA
Average Final Maturity	2.46
Average Life	2.31

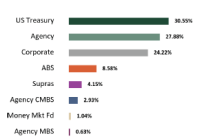
Account Summary

	Reg. Values as of 06/30/2024	End Values as of 06/30/2024
Market Value	17,375,736.56	16,841,905.58
Accrued Interest	126,824.91	119,983.12
Total Market Value	17,502,561.47	16,961,888.70
Income Earned	42,954.65	43,368.52
Cont./WD	0.00	(640,000.00)
Par	17,631,447.13	17,036,588.04
Book Value	17,559,278.97	16,966,014.41
Cost Value	17,614,957.13	16,889,945.80

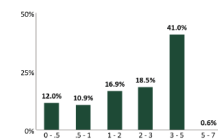
Top Issuers

United States	30.55%
Farm Credit System	14.77%
Federal Home Loan Banks	8.48%
FHLMC	5.48%
FNMA	2.71%
International Bank for Recon and Dev	2.27%
John Deere Owner Trust	2.00%
Inter-American Development Bank	1.88%

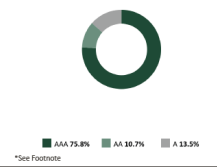
Sector Allocation



Maturity Distribution



Credit Quality



Performance Review

Total Rate of Return	1M	3M	YTD	1YR	2YRS	3YRS	5YRS	10YRS	Since Inception (02/01/19)
Mammoth Comm Water District	0.59%	0.95%	1.40%	4.69%	2.99%	0.73%	1.43%	--	1.74%
Benchmark Return*	0.63%	0.93%	1.19%	4.45%	2.41%	0.84%	1.07%	--	1.43%

PORTFOLIO SUMMARY

MCWD Long Term Reserves | Account #11043 | As of June 30, 2024



Portfolio Characteristics

Average Modified Duration	3.63
Average Coupon	3.25%
Average Purchase YTM	4.04%
Average Market YTM	4.68%
Average Quality	AA
Average Final Maturity	4.21
Average Life	4.17

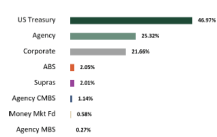
Account Summary

	Reg. Values as of 06/30/2024	End Values as of 06/30/2024
Market Value	10,609,023.03	10,683,728.80
Accrued Interest	75,707.14	88,578.61
Total Market Value	10,684,730.15	10,772,307.40
Income Earned	26,649.59	38,982.66
Cont./WD	2,500,000.00	0.00
Par	11,619,486.48	11,045,992.43
Book Value	10,767,137.27	10,790,362.69
Cost Value	10,730,058.91	10,746,977.79

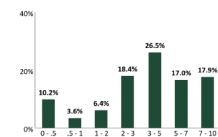
Top Issuers

United States	46.97%
Federal Home Loan Banks	11.29%
Farm Credit System	7.96%
FNMA	4.72%
Northern Trust Corporation	2.28%
Caterpillar Inc.	2.13%
Inter-American Development Bank	2.01%
Honda Motor Co., Ltd.	1.94%

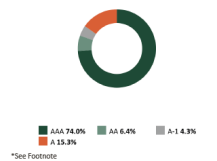
Sector Allocation



Maturity Distribution



Credit Quality



Performance Review

Total Rate of Return	1M	3M	YTD	1YR	2YRS	3YRS	5YRS	10YRS	Since Inception (02/02/13)
MCWD Long Term Reserves	0.82%	0.82%	0.83%	4.19%	--	--	--	--	3.55%
Benchmark Return*	0.84%	0.65%	0.34%	3.44%	--	--	--	--	2.09%

MAMMOTH COMMUNITY WATER DISTRICT

Finance Department Report

July 2024

Agenda Item: B-3

07-18-2024

PORTFOLIO SUMMARY



MCWD LADWP Settlement Fund | Account #10992 | As of June 30, 2024

Portfolio Characteristics

Average Modified Duration	3.72
Average Coupon	3.28%
Average Purchase YTM	4.40%
Average Market YTM	4.70%
Average Quality	AA+
Average Final Maturity	4.26
Average Life	4.26

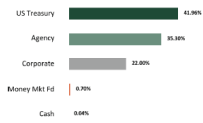
Account Summary

	Reg. Values as of 06/30/2024	End Values as of 06/30/2024
Market Value	2,117,462.61	2,134,364.09
Accrued Interest	16,783.54	17,381.63
Total Market Value	2,134,246.16	2,151,745.72
Income Earned	7,682.16	7,399.25
Cont./WD	50,000.00	0.00
Par	2,220,468.82	2,225,817.30
Book Value	2,151,705.16	2,160,135.14
Cost Value	2,128,991.39	2,136,763.12

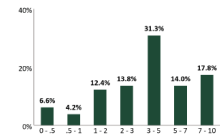
Top Issuers

United States	41.96%
Farm Credit System	19.14%
Federal Home Loan Banks	12.87%
BlackRock, Inc.	2.10%
PACCAR Inc.	2.09%
Bank of America Corporation	2.06%
UnitedHealth Group Incorporated	2.04%
JPMorgan Chase & Co.	1.97%

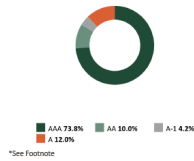
Sector Allocation



Maturity Distribution



Credit Quality



Performance Review

Total Rate of Return	1M	3M	YTD	1YR	2YRS	3YRS	5YRS	10YRS	Since Inception (10/01/22)
MCWD LADWP Settlement Fund	0.32%	0.77%	0.80%	4.24%	--	--	--	--	3.66%
Benchmark Return*	0.84%	0.65%	0.34%	3.44%	--	--	--	--	3.18%

TRANSACTION LEDGER



Mammoth Community Water District Cons | Account #10988 | As of May 31, 2024

Transaction Type	Settlement Date	CUSIP	Quantity	Security Description	Price	Acq/Disp Yield	Amount	Interest Pur/Sold	Total Amount	Gain/Loss
ACQUISITIONS										
Purchase	05/01/2024	31846V203	2,250.00	FIRST AMER:GVT OBLG Y	1.000	4.93%	(2,250.00)	0.00	(2,250.00)	0.00
Purchase	05/02/2024	31846V203	177.45	FIRST AMER:GVT OBLG Y	1.000	4.91%	(177.45)	0.00	(177.45)	0.00
Purchase	05/02/2024	31846V203	334,559.09	FIRST AMER:GVT OBLG Y	1.000	4.91%	(334,559.09)	0.00	(334,559.09)	0.00
Purchase	05/02/2024	31846V203	65,314.18	FIRST AMER:GVT OBLG Y	1.000	4.91%	(65,314.18)	0.00	(65,314.18)	0.00
Purchase	05/02/2024	31846V203	154.63	FIRST AMER:GVT OBLG Y	1.000	4.91%	(154.63)	0.00	(154.63)	0.00
Purchase	05/06/2024	31846V203	375,000.00	FIRST AMER:GVT OBLG Y	1.000	4.91%	(375,000.00)	0.00	(375,000.00)	0.00
Purchase	05/08/2024	31846V203	2,472.50	FIRST AMER:GVT OBLG Y	1.000	4.91%	(2,472.50)	0.00	(2,472.50)	0.00
Purchase	05/09/2024	912797FH5	400,000.00	UNITED STATES TREASURY 05/16/2024	99.898	5.35%	(399,590.85)	0.00	(399,590.85)	0.00
Purchase	05/09/2024	912797FS1	400,000.00	UNITED STATES TREASURY 06/13/2024	99.488	5.39%	(397,950.09)	0.00	(397,950.09)	0.00
Purchase	05/10/2024	31846V203	1,665.63	FIRST AMER:GVT OBLG Y	1.000	4.91%	(1,665.63)	0.00	(1,665.63)	0.00
Purchase	05/10/2024	31846V203	5,000.00	FIRST AMER:GVT OBLG Y	1.000	4.91%	(5,000.00)	0.00	(5,000.00)	0.00
Purchase	05/13/2024	31846V203	1,000.00	FIRST AMER:GVT OBLG Y	1.000	4.91%	(1,000.00)	0.00	(1,000.00)	0.00
Purchase	05/13/2024	31846V203	225.00	FIRST AMER:GVT OBLG Y	1.000	4.91%	(225.00)	0.00	(225.00)	0.00
Purchase	05/13/2024	31846V203	500.00	FIRST AMER:GVT OBLG Y	1.000	4.91%	(500.00)	0.00	(500.00)	0.00
Purchase	05/15/2024	31846V203	282,564.65	FIRST AMER:GVT OBLG Y	1.000	4.92%	(282,564.65)	0.00	(282,564.65)	0.00
Purchase	05/15/2024	31846V203	6,323.15	FIRST AMER:GVT OBLG Y	1.000	4.92%	(6,323.15)	0.00	(6,323.15)	0.00
Purchase	05/15/2024	31846V203	16,395.64	FIRST AMER:GVT OBLG Y	1.000	4.92%	(16,395.64)	0.00	(16,395.64)	0.00
Purchase	05/16/2024	31846V203	400,000.00	FIRST AMER:GVT OBLG Y	1.000	4.92%	(400,000.00)	0.00	(400,000.00)	0.00
Purchase	05/17/2024	31846V203	911.25	FIRST AMER:GVT OBLG Y	1.000	4.92%	(911.25)	0.00	(911.25)	0.00
Purchase	05/20/2024	31846V203	156.92	FIRST AMER:GVT OBLG Y	1.000	4.91%	(156.92)	0.00	(156.92)	0.00
Purchase	05/21/2024	31846V203	3,197.54	FIRST AMER:GVT OBLG Y	1.000	4.91%	(3,197.54)	0.00	(3,197.54)	0.00
Purchase	05/21/2024	31846V203	7,976.53	FIRST AMER:GVT OBLG Y	1.000	4.91%	(7,976.53)	0.00	(7,976.53)	0.00
Purchase	05/22/2024	31846V203	450,000.00	FIRST AMER:GVT OBLG Y	1.000	4.92%	(450,000.00)	0.00	(450,000.00)	0.00
Purchase	05/22/2024	31846V203	50,000.00	FIRST AMER:GVT OBLG Y	1.000	4.92%	(50,000.00)	0.00	(50,000.00)	0.00
Purchase	05/22/2024	31846V203	2,500,000.00	FIRST AMER:GVT OBLG Y	1.000	4.92%	(2,500,000.00)	0.00	(2,500,000.00)	0.00
Purchase	05/28/2024	31846V203	3,676.36	FIRST AMER:GVT OBLG Y	1.000	4.93%	(3,676.36)	0.00	(3,676.36)	0.00
Purchase	05/28/2024	31846V203	14,578.73	FIRST AMER:GVT OBLG Y	1.000	4.93%	(14,578.73)	0.00	(14,578.73)	0.00
Purchase	05/29/2024	91282CHQ7	265,000.00	UNITED STATES TREASURY 4.125 07/31/2028	98.270	4.58%	(260,414.26)	(3,573.68)	(263,987.94)	0.00

TRANSACTION LEDGER



Mammoth Community Water District Cons | Account #10988 | As of May 31, 2024

Transaction Type	Settlement Date	CUSIP	Quantity	Security Description	Price	Acq/Disp Yield	Amount	Interest Pur/Sold	Total Amount	Gain/Loss
Purchase	05/29/2024	91324PEU2	225,000.00	UNITEDHEALTH GROUP INC 4.25 01/15/2029	96.718	5.05%	(217,615.50)	(3,559.37)	(221,174.87)	0.00
Purchase	05/29/2024	74340XCG4	225,000.00	PROLOGIS LP 4.875 06/15/2028	99.167	5.10%	(223,125.75)	(4,996.88)	(228,122.63)	0.00
Purchase	05/30/2024	06051GHY8	50,000.00	BANK OF AMERICA CORP 2.015 02/13/2026	97.353	3.63%	(48,676.50)	(299.45)	(48,975.95)	0.00
Purchase	05/30/2024	46647PCB0	50,000.00	JPMORGAN CHASE & CO 1.578 04/22/2027	92.818	4.24%	(46,409.00)	(83.28)	(46,492.28)	0.00
Purchase	05/30/2024	912810FG8	205,000.00	UNITED STATES TREASURY 5.25 02/15/2029	103.086	4.51%	(211,326.17)	(3,104.57)	(214,430.74)	0.00
Purchase	05/30/2024	91282CKQ3	215,000.00	UNITED STATES TREASURY 4.375 05/15/2034	98.211	4.60%	(211,153.51)	(383.41)	(211,536.92)	0.00
Purchase	05/30/2024	91282CKQ3	45,000.00	UNITED STATES TREASURY 4.375 05/15/2034	98.211	4.60%	(44,194.92)	(80.25)	(44,275.17)	0.00
Purchase	05/30/2024	91282CFV8	220,000.00	UNITED STATES TREASURY 4.125 11/15/2032	96.609	4.61%	(212,540.63)	(369.90)	(212,910.53)	0.00
Purchase	05/30/2024	91282CHT1	50,000.00	UNITED STATES TREASURY 3.875 08/15/2033	94.500	4.61%	(47,250.00)	(558.89)	(47,808.89)	0.00
Purchase	05/30/2024	91282CGQ8	80,000.00	UNITED STATES TREASURY 4.0 02/28/2030	96.844	4.63%	(77,475.00)	(791.30)	(78,266.30)	0.00
Purchase	05/30/2024	91282CFLO	70,000.00	UNITED STATES TREASURY 3.875 09/30/2029	96.438	4.64%	(67,506.25)	(444.67)	(67,950.92)	0.00
Purchase	05/30/2024	91282CFT3	70,000.00	UNITED STATES TREASURY 4.0 10/31/2029	96.973	4.64%	(67,880.86)	(228.26)	(68,109.12)	0.00
Purchase	05/30/2024	91282CHE4	225,000.00	UNITED STATES TREASURY 3.625 05/31/2028	96.168	4.69%	(216,377.93)	(4,055.84)	(220,433.77)	0.00
Purchase	05/30/2024	91282CFM8	85,000.00	UNITED STATES TREASURY 4.125 09/30/2027	98.133	4.73%	(83,412.89)	(574.80)	(83,987.69)	0.00
Purchase	05/30/2024	09290DAA9	50,000.00	BLACKROCK FUNDING INC 4.7 03/14/2029	98.591	5.03%	(49,295.50)	(496.11)	(49,791.61)	0.00
Purchase	05/30/2024	14913UAJ9	35,000.00	CATERPILLAR FINANCIAL SERVICES CORP 4.85 02/27/2029	99.150	5.05%	(34,702.50)	(438.52)	(35,141.02)	0.00
Purchase	05/30/2024	69371RS80	40,000.00	PACCAR FINANCIAL CORP 4.6 01/31/2029	98.127	5.05%	(39,250.80)	(613.33)	(39,864.13)	0.00

TRANSACTION LEDGER



Mammoth Community Water District Cons | Account #10988 | As of May 31, 2024

Transaction Type	Settlement Date	CUSIP	Quantity	Security Description	Price	Acq/Disp Yield	Amount	Interest Pur/Sold	Total Amount	Gain/Loss
Purchase	05/30/2024	17275RBR2	50,000.00	CISCO SYSTEMS INC 4.85 02/26/2029	99.117	5.06%	(49,558.50)	(633.19)	(50,191.69)	0.00
Purchase	05/30/2024	24422EWR6	50,000.00	JOHN DEERE CAPITAL CORP 4.75 01/20/2028	98.946	5.07%	(49,473.00)	(857.64)	(50,330.64)	0.00
Purchase	05/30/2024	91324PEG3	50,000.00	UNITEDHEALTH GROUP INC 3.7 05/15/2027	96.116	5.13%	(48,058.00)	(77.08)	(48,135.08)	0.00
Purchase	05/30/2024	89236TJZ9	50,000.00	TOYOTA MOTOR CREDIT CORP 3.05 03/22/2027	94.482	5.18%	(47,241.00)	(288.06)	(47,529.06)	0.00
Purchase	05/30/2024	927804GH1	50,000.00	VIRGINIA ELECTRIC AND POWER CO 3.75 05/15/2027	95.892	5.27%	(47,946.00)	(78.13)	(48,024.13)	0.00
Purchase	05/30/2024	26444HAC5	50,000.00	DUKE ENERGY FLORIDA LLC 3.2 01/15/2027	94.987	5.27%	(47,493.50)	(600.00)	(48,093.50)	0.00
Purchase	05/31/2024	91282CHC8	100,000.00	UNITED STATES TREASURY 3.375 05/15/2033	91.629	4.52%	(91,628.91)	(146.74)	(91,775.65)	0.00
Purchase	05/31/2024	91282CKN0	215,000.00	UNITED STATES TREASURY 4.625 04/30/2031	100.590	4.52%	(216,268.17)	(837.65)	(217,105.82)	0.00
Purchase	05/31/2024	91282CKN0	45,000.00	UNITED STATES TREASURY 4.625 04/30/2031	100.590	4.52%	(45,265.43)	(175.32)	(45,440.75)	0.00
Purchase	05/31/2024	9128285M8	100,000.00	UNITED STATES TREASURY 3.125 11/15/2028	94.168	4.59%	(94,167.97)	(135.87)	(94,303.84)	0.00
Purchase	05/31/2024	31846V203	5,890.62	FIRST AMER:GVT OBLG Y	1.000	4.93%	(5,890.62)	0.00	(5,890.62)	0.00
Purchase	05/31/2024	912797LC9	466,000.00	UNITED STATES TREASURY 11/07/2024	97.702	5.36%	(455,292.98)	0.00	(455,292.98)	0.00
Purchase	05/31/2024	912797KE6	350,000.00	UNITED STATES TREASURY 06/11/2024	99.839	5.37%	(349,436.14)	0.00	(349,436.14)	0.00
Purchase	05/31/2024	912797KN6	350,000.00	UNITED STATES TREASURY 07/09/2024	99.428	5.38%	(347,998.83)	0.00	(347,998.83)	0.00
Purchase	05/31/2024	912797KN6	90,000.00	UNITED STATES TREASURY 07/09/2024	99.428	5.38%	(89,485.41)	0.00	(89,485.41)	0.00
Purchase	05/31/2024	912797LG0	450,000.00	UNITED STATES TREASURY 09/10/2024	98.517	5.39%	(443,328.31)	0.00	(443,328.31)	0.00
Total Purchase			10,000,989.87				(9,908,780.93)	(28,482.19)	(9,937,263.12)	0.00

TRANSACTION LEDGER



Mammoth Community Water District Cons | Account #10988 | As of May 31, 2024

Transaction Type	Settlement Date	CUSIP	Quantity	Security Description	Price	Acq/Disp Yield	Amount	Interest Pur/Sold	Total Amount	Gain/Loss
TOTAL ACQUISITIONS			10,000,989.87				(9,908,780.93)	(28,482.19)	(9,937,263.12)	0.00
DISPOSITIONS										
Maturity	05/02/2024	912797HH3	(330,000.00)	UNITED STATES TREASURY 05/02/2024	100.000	0.00%	330,000.00	0.00	330,000.00	0.00
Maturity	05/02/2024	912797HH3	(65,000.00)	UNITED STATES TREASURY 05/02/2024	100.000	0.00%	65,000.00	0.00	65,000.00	0.00
Maturity	05/06/2024	62479LE68	(375,000.00)	MUFG Bank, Ltd., New York Branch 05/06/2024	100.000	0.00%	375,000.00	0.00	375,000.00	0.00
Maturity	05/15/2024	91324PEB4	(240,000.00)	UNITEDHEALTH GROUP INC 0.55 05/15/2024	100.000	0.55%	240,000.00	0.00	240,000.00	0.00
Maturity	05/16/2024	912797FH5	(400,000.00)	UNITED STATES TREASURY 05/16/2024	100.000	0.00%	400,000.00	0.00	400,000.00	0.00
Total Maturity			(1,410,000.00)				1,410,000.00	0.00	1,410,000.00	0.00
Sale	05/03/2024	31846V203	(300,000.00)	FIRST AMER:GVT OBLG Y	1.000	4.91%	300,000.00	0.00	300,000.00	0.00
Sale	05/07/2024	31846V203	(2,684.89)	FIRST AMER:GVT OBLG Y	1.000	4.91%	2,684.89	0.00	2,684.89	0.00
Sale	05/09/2024	31846V203	(797,540.94)	FIRST AMER:GVT OBLG Y	1.000	4.91%	797,540.94	0.00	797,540.94	0.00
Sale	05/24/2024	31846V203	(262.24)	FIRST AMER:GVT OBLG Y	1.000	4.92%	262.24	0.00	262.24	0.00
Sale	05/29/2024	31846V203	(713,285.44)	FIRST AMER:GVT OBLG Y	1.000	4.93%	713,285.44	0.00	713,285.44	0.00
Sale	05/30/2024	31846V203	(34,238.44)	FIRST AMER:GVT OBLG Y	1.000	4.93%	34,238.44	0.00	34,238.44	0.00
Sale	05/30/2024	31846V203	(1,582,467.95)	FIRST AMER:GVT OBLG Y	1.000	4.93%	1,582,467.95	0.00	1,582,467.95	0.00
Sale	05/31/2024	31846V203	(898,621.29)	FIRST AMER:GVT OBLG Y	1.000	4.93%	898,621.29	0.00	898,621.29	0.00
Sale	05/31/2024	31846V203	(134,110.53)	FIRST AMER:GVT OBLG Y	1.000	4.93%	134,110.53	0.00	134,110.53	0.00
Sale	05/31/2024	31846V203	(1,096,542.15)	FIRST AMER:GVT OBLG Y	1.000	4.93%	1,096,542.15	0.00	1,096,542.15	0.00
Total Sale			(5,559,753.87)				5,559,753.87	0.00	5,559,753.87	0.00
TOTAL DISPOSITIONS			(6,969,753.87)				6,969,753.87	0.00	6,969,753.87	0.00
OTHER										
Call Redemption	05/30/2024	61747YEA9	(45,000.00)	MORGAN STANLEY 0.79 05/30/2025	100.000	3.62%	45,000.00	0.00	45,000.00	1,190.48

TRANSACTION LEDGER



Mammoth Community Water District Cons | Account #10988 | As of May 31, 2024

Transaction Type	Settlement Date	CUSIP	Quantity	Security Description	Price	Acq/Disp Yield	Amount	Interest Pur/Sold	Total Amount	Gain/Loss
Call Redemption	05/30/2024	61747YEA9	(100,000.00)	MORGAN STANLEY 0.79 05/30/2025	100.000	3.67%	100,000.00	0.00	100,000.00	2,808.55
Total Call Redemption			(145,000.00)				145,000.00	0.00	145,000.00	3,999.02
Cash Transfer	05/03/2024	CCYUSD	(300,000.00)	Cash		0.00%	(300,000.00)	0.00	(300,000.00)	0.00
Cash Transfer	05/22/2024	CCYUSD	3,000,000.00	Cash		0.00%	3,000,000.00	0.00	3,000,000.00	0.00
Total Cash Transfer			2,700,000.00				2,700,000.00	0.00	2,700,000.00	0.00
Coupon	05/01/2024	31418BLL8	0.00	FN MA2130 3.5 12/01/2029		2.45%	56.24	0.00	56.24	0.00
Coupon	05/01/2024	3138YTMT8	0.00	FN AZ2169 2.5 07/01/2030		2.18%	29.80	0.00	29.80	0.00
Coupon	05/01/2024	3138YR6T0	0.00	FN AZ0881 2.5 07/01/2030		1.82%	34.27	0.00	34.27	0.00
Coupon	05/01/2024	3138WE3R8	0.00	FN AS5307 3.0 07/01/2030		2.29%	28.05	0.00	28.05	0.00
Coupon	05/01/2024	3137BSRE5	0.00	FHMS K-059 A2 3.12 09/25/2026		2.05%	715.00	0.00	715.00	0.00
Coupon	05/01/2024	3137FETN0	0.00	FHMS K-073 A2 3.35 01/25/2028		4.25%	656.04	0.00	656.04	0.00
Coupon	05/01/2024	3138WE5U9	0.00	FN AS5358 3.0 07/01/2030		2.29%	29.66	0.00	29.66	0.00
Coupon	05/01/2024	3138ETA55	0.00	FN AL8127 2.0 01/01/2031		1.67%	28.25	0.00	28.25	0.00
Coupon	05/01/2024	78015K7C2	0.00	ROYAL BANK OF CANADA 2.25 11/01/2024		0.70%	2,250.00	0.00	2,250.00	0.00
Coupon	05/01/2024	3128MEMN8	0.00	FH G15565 3.0 10/01/2030		2.23%	24.91	0.00	24.91	0.00
Coupon	05/01/2024	3132KFBZ4	0.00	FH V60956 2.5 09/01/2030		2.27%	32.43	0.00	32.43	0.00
Coupon	05/01/2024	3137FBTA4	0.00	FHMS K-728 A2 3.064 08/25/2024		2.20%	430.25	0.00	430.25	0.00
Coupon	05/01/2024	31307PEF2	0.00	FH J32834 2.5 09/01/2030		2.08%	22.75	0.00	22.75	0.00

TRANSACTION LEDGER



Mammoth Community Water District Cons | Account #10988 | As of May 31, 2024

Transaction Type	Settlement Date	CUSIP	Quantity	Security Description	Price	Acq/Disp Yield	Amount	Interest Pur/Sold	Total Amount	Gain/Loss
Coupon	05/01/2024	31307PNB1	0.00	FH J33086 3.0 11/01/2030		2.40%	31.29	0.00	31.29	0.00
Coupon	05/01/2024	3138YDAS8	0.00	FN AY0016 2.5 01/01/2030		2.16%	17.75	0.00	17.75	0.00
Coupon	05/08/2024	14913Q3B3	0.00	CATERPILLAR FINANCIAL SERVICES CORP 2.15 11/08/2024		0.87%	2,472.50	0.00	2,472.50	0.00
Coupon	05/10/2024	713448FW3	0.00	PEPSICO INC 5.125 11/10/2026		5.13%	1,665.63	0.00	1,665.63	0.00
Coupon	05/10/2024	665859AW4	0.00	NORTHERN TRUST CORP 4.0 05/10/2027		3.98%	5,000.00	0.00	5,000.00	0.00
Coupon	05/12/2024	023135BX3	0.00	AMAZON.COM INC 1.0 05/12/2026		0.80%	1,000.00	0.00	1,000.00	0.00
Coupon	05/12/2024	023135BX3	0.00	AMAZON.COM INC 1.0 05/12/2026		4.54%	225.00	0.00	225.00	0.00
Coupon	05/12/2024	023135BX3	0.00	AMAZON.COM INC 1.0 05/12/2026		4.91%	500.00	0.00	500.00	0.00
Coupon	05/15/2024	89240BAC2	0.00	TAOT 2021-A A3 0.26 05/15/2025		7.61%	1.68	0.00	1.68	0.00
Coupon	05/15/2024	47800AAC4	0.00	JDOT 2022-B A3 3.74 02/16/2027		3.78%	296.08	0.00	296.08	0.00
Coupon	05/15/2024	89231CAD9	0.00	TAOT 2022-C A3 3.76 04/15/2027		3.80%	266.33	0.00	266.33	0.00
Coupon	05/15/2024	58768PAC8	0.00	MBART 2022-1 A3 5.21 08/16/2027		5.28%	955.17	0.00	955.17	0.00
Coupon	05/15/2024	448979AD6	0.00	HART 2023-A A3 4.58 04/15/2027		4.63%	305.33	0.00	305.33	0.00
Coupon	05/15/2024	161571HT4	0.00	CHAIT 2023-1 A 5.16 09/15/2028		5.23%	752.50	0.00	752.50	0.00
Coupon	05/15/2024	47787CAC7	0.00	JDOT 2023-C A3 5.48 05/15/2028		5.55%	730.67	0.00	730.67	0.00
Coupon	05/15/2024	912810FF0	0.00	UNITED STATES TREASURY 5.25 11/15/2028		4.30%	8,531.25	0.00	8,531.25	0.00
Coupon	05/15/2024	912828M56	0.00	UNITED STATES TREASURY 2.25 11/15/2025		2.77%	3,656.25	0.00	3,656.25	0.00

TRANSACTION LEDGER



Mammoth Community Water District Cons | Account #10988 | As of May 31, 2024

Transaction Type	Settlement Date	CUSIP	Quantity	Security Description	Price	Acq/Disp Yield	Amount	Interest Pur/Sold	Total Amount	Gain/Loss
Coupon	05/15/2024	912828R36	0.00	UNITED STATES TREASURY 1.625 05/15/2026		1.22%	1,625.00	0.00	1,625.00	0.00
Coupon	05/15/2024	912828X88	0.00	UNITED STATES TREASURY 2.375 05/15/2027		4.88%	4,156.25	0.00	4,156.25	0.00
Coupon	05/15/2024	91324PEB4	0.00	UNITEDHEALTH GROUP INC 0.55 05/15/2024		0.55%	660.00	0.00	660.00	0.00
Coupon	05/15/2024	4581X0EK0	0.00	INTER-AMERICAN DEVELOPMENT BANK 4.5 05/15/2026		4.53%	7,087.50	0.00	7,087.50	0.00
Coupon	05/15/2024	02582JJR2	0.00	AMXCA 2021-1 A 0.9 11/15/2024		5.12%	187.50	0.00	187.50	0.00
Coupon	05/15/2024	912828R36	0.00	UNITED STATES TREASURY 1.625 05/15/2026		3.96%	365.63	0.00	365.63	0.00
Coupon	05/15/2024	912828X88	0.00	UNITED STATES TREASURY 2.375 05/15/2027		4.09%	296.88	0.00	296.88	0.00
Coupon	05/15/2024	9128283F5	0.00	UNITED STATES TREASURY 2.25 11/15/2027		3.81%	506.25	0.00	506.25	0.00
Coupon	05/15/2024	9128284N7	0.00	UNITED STATES TREASURY 2.875 05/15/2028		4.23%	646.88	0.00	646.88	0.00
Coupon	05/15/2024	9128285M8	0.00	UNITED STATES TREASURY 3.125 11/15/2028		3.80%	625.00	0.00	625.00	0.00
Coupon	05/15/2024	912828YS3	0.00	UNITED STATES TREASURY 1.75 11/15/2029		3.85%	393.75	0.00	393.75	0.00
Coupon	05/15/2024	91282CAV3	0.00	UNITED STATES TREASURY 0.875 11/15/2030		3.63%	218.75	0.00	218.75	0.00
Coupon	05/15/2024	927804GH1	0.00	VIRGINIA ELECTRIC AND POWER CO 3.75 05/15/2027		4.87%	750.00	0.00	750.00	0.00
Coupon	05/15/2024	91324PEG3	0.00	UNITEDHEALTH GROUP INC 3.7 05/15/2027		4.38%	832.50	0.00	832.50	0.00
Coupon	05/15/2024	91282CFV8	0.00	UNITED STATES TREASURY 4.125 11/15/2032		3.75%	928.13	0.00	928.13	0.00
Coupon	05/15/2024	91282CHC8	0.00	UNITED STATES TREASURY 3.375 05/15/2033		3.72%	759.38	0.00	759.38	0.00

TRANSACTION LEDGER



Mammoth Community Water District Cons | Account #10988 | As of May 31, 2024

Transaction Type	Settlement Date	CUSIP	Quantity	Security Description	Price	Acq/Disp Yield	Amount	Interest Pur/Sold	Total Amount	Gain/Loss
Coupon	05/15/2024	47800BAC2	0.00	JDOT 2022-C A3 5.09 06/15/2027		5.15%	657.46	0.00	657.46	0.00
Coupon	05/15/2024	912828X88	0.00	UNITED STATES TREASURY 2.375 05/15/2027		4.31%	1,781.25	0.00	1,781.25	0.00
Coupon	05/15/2024	9128285M8	0.00	UNITED STATES TREASURY 3.125 11/15/2028		4.17%	2,343.75	0.00	2,343.75	0.00
Coupon	05/15/2024	912828YS3	0.00	UNITED STATES TREASURY 1.75 11/15/2029		4.82%	1,487.50	0.00	1,487.50	0.00
Coupon	05/15/2024	91282CAV3	0.00	UNITED STATES TREASURY 0.875 11/15/2030		3.94%	656.25	0.00	656.25	0.00
Coupon	05/15/2024	91282CEP2	0.00	UNITED STATES TREASURY 2.875 05/15/2032		3.78%	2,731.25	0.00	2,731.25	0.00
Coupon	05/15/2024	927804GH1	0.00	VIRGINIA ELECTRIC AND POWER CO 3.75 05/15/2027		4.94%	1,875.00	0.00	1,875.00	0.00
Coupon	05/15/2024	91324PEG3	0.00	UNITEDHEALTH GROUP INC 3.7 05/15/2027		4.87%	1,850.00	0.00	1,850.00	0.00
Coupon	05/15/2024	91282CHC8	0.00	UNITED STATES TREASURY 3.375 05/15/2033		4.52%	2,531.25	0.00	2,531.25	0.00
Coupon	05/17/2024	58933YBH7	0.00	MERCK & CO INC 4.05 05/17/2028		4.07%	911.25	0.00	911.25	0.00
Coupon	05/20/2024	379929AD4	0.00	GMALT 2023-3 A3 5.38 11/20/2026		5.45%	156.92	0.00	156.92	0.00
Coupon	05/21/2024	43813GAC5	0.00	HAROT 2021-1 A3 0.27 04/21/2025		0.27%	0.70	0.00	0.70	0.00
Coupon	05/21/2024	438123AC5	0.00	HAROT 2023-4 A3 5.67 06/21/2028		5.75%	259.88	0.00	259.88	0.00
Coupon	05/21/2024	43815GAC3	0.00	HAROT 2021-4 A3 0.88 01/21/2026		1.41%	59.83	0.00	59.83	0.00
Coupon	05/25/2024	05592XAD2	0.00	BMWOT 2023-A A3 5.47 02/25/2028		5.54%	136.75	0.00	136.75	0.00
Coupon	05/30/2024	61747YEA9	0.00	MORGAN STANLEY 0.79 05/30/2025		3.50%	177.75	0.00	177.75	0.00
Coupon	05/30/2024	61747YEA9	0.00	MORGAN STANLEY 0.79 05/30/2025		3.67%	395.00	0.00	395.00	0.00

TRANSACTION LEDGER



Mammoth Community Water District Cons | Account #10988 | As of May 31, 2024

Transaction Type	Settlement Date	CUSIP	Quantity	Security Description	Price	Acq/Disp Yield	Amount	Interest Pur/Sold	Total Amount	Gain/Loss
Coupon	05/31/2024	91282CHE4	0.00	UNITED STATES TREASURY 3.625 05/31/2028		3.78%	5,890.62	0.00	5,890.62	0.00
Coupon	05/31/2024	91282CHE4	0.00	UNITED STATES TREASURY 3.625 05/31/2028		3.98%	815.63	0.00	815.63	0.00
Coupon	05/31/2024	91282CHE4	0.00	UNITED STATES TREASURY 3.625 05/31/2028		4.69%	4,078.13	0.00	4,078.13	0.00
Total Coupon			0.00				79,580.65	0.00	79,580.65	0.00
Custody Fee	05/24/2024	CCYUSD	(262.24)	Cash		0.00%	(262.24)	0.00	(262.24)	0.00
Total Custody Fee			(262.24)				(262.24)	0.00	(262.24)	0.00
Dividend	05/31/2024	31846V203	0.00	FIRST AMER:GVT OBLG Y		4.93%	10,026.10	0.00	10,026.10	0.00
Total Dividend			0.00				10,026.10	0.00	10,026.10	0.00
Management Fee	05/07/2024	CCYUSD	(2,684.89)	Cash		0.00%	(2,684.89)	0.00	(2,684.89)	0.00
Total Management Fee			(2,684.89)				(2,684.89)	0.00	(2,684.89)	0.00
Principal Paydown	05/01/2024	3138ETA55	321.93	FN AL8127 2.0 01/01/2031		1.67%	321.93	--	321.93	(0.00)
Principal Paydown	05/01/2024	3138YR6T0	351.94	FN AZ0881 2.5 07/01/2030		1.82%	351.94	--	351.94	0.00
Principal Paydown	05/01/2024	3137FBTA4	13,980.93	FHMS K-728 A2 3.064 08/25/2024		2.20%	13,980.93	--	13,980.93	0.00
Principal Paydown	05/01/2024	31307PEF2	231.21	FH J32834 2.5 09/01/2030		2.08%	231.21	--	231.21	(0.00)
Principal Paydown	05/01/2024	3138YDAS8	149.80	FN AY0016 2.5 01/01/2030		2.16%	149.80	--	149.80	(0.00)
Principal Paydown	05/01/2024	3138YTMT8	290.64	FN AZ2169 2.5 07/01/2030		2.18%	290.64	--	290.64	0.00
Principal Paydown	05/01/2024	3128MEMN8	195.29	FH G15565 3.0 10/01/2030		2.24%	195.29	--	195.29	0.00
Principal Paydown	05/01/2024	3132KFBZ4	321.79	FH V60956 2.5 09/01/2030		2.27%	321.79	--	321.79	0.00

TRANSACTION LEDGER



Mammoth Community Water District Cons | Account #10988 | As of May 31, 2024

Transaction Type	Settlement Date	CUSIP	Quantity	Security Description	Price	Acq/Disp Yield	Amount	Interest Pur/Sold	Total Amount	Gain/Loss
Principal Paydown	05/01/2024	3138WE3R8	171.78	FN AS5307 3.0 07/01/2030		2.29%	171.78	--	171.78	0.00
Principal Paydown	05/01/2024	3138WE5U9	463.82	FN AS5358 3.0 07/01/2030		2.29%	463.82	--	463.82	0.00
Principal Paydown	05/01/2024	31307PNB1	196.68	FH J33086 3.0 11/01/2030		2.41%	196.68	--	196.68	0.00
Principal Paydown	05/01/2024	31418BLL8	362.19	FN MA2130 3.5 12/01/2029		2.45%	362.19	--	362.19	(0.00)
Principal Paydown	05/15/2024	47800AAC4	6,646.49	JDOT 2022-B A3 3.74 02/16/2027		3.78%	6,646.49	--	6,646.49	(0.00)
Principal Paydown	05/15/2024	89240BAC2	6,132.23	TAOT 2021-A A3 0.26 05/15/2025		7.61%	6,132.23	--	6,132.23	0.00
Principal Paydown	05/21/2024	43813GAC5	2,936.96	HAROT 2021-1 A3 0.27 04/21/2025		0.27%	2,936.96	--	2,936.96	0.00
Principal Paydown	05/21/2024	43815GAC3	7,916.70	HAROT 2021-4 A3 0.88 01/21/2026		1.75%	7,916.70	--	7,916.70	(0.01)
Total Principal Paydown			40,670.38				40,670.38	--	40,670.38	0.01
TOTAL OTHER TRANSACTIONS			2,592,723.25				2,972,330.00	0.00	2,972,330.00	3,999.03

TRANSACTION LEDGER



Mammoth Community Water District Cons | Account #10988 | As of June 30, 2024

Transaction Type	Settlement Date	CUSIP	Quantity	Security Description	Price	Acq/Disp Yield	Amount	Interest Pur/Sold	Total Amount	Gain/Loss
ACQUISITIONS										
Purchase	06/03/2024	31846V203	45,185.40	FIRST AMER:GVT OBLG Y	1.000	4.93%	(45,185.40)	0.00	(45,185.40)	0.00
Purchase	06/04/2024	31846V203	1,965.78	FIRST AMER:GVT OBLG Y	1.000	4.92%	(1,965.78)	0.00	(1,965.78)	0.00
Purchase	06/04/2024	31846V203	4,608.81	FIRST AMER:GVT OBLG Y	1.000	4.92%	(4,608.81)	0.00	(4,608.81)	0.00
Purchase	06/04/2024	31846V203	367.55	FIRST AMER:GVT OBLG Y	1.000	4.92%	(367.55)	0.00	(367.55)	0.00
Purchase	06/04/2024	31846V203	3,083.96	FIRST AMER:GVT OBLG Y	1.000	4.92%	(3,083.96)	0.00	(3,083.96)	0.00
Purchase	06/05/2024	31846V203	84,578.34	FIRST AMER:GVT OBLG Y	1.000	4.92%	(84,578.34)	0.00	(84,578.34)	0.00
Purchase	06/06/2024	31846V203	99,291.39	FIRST AMER:GVT OBLG Y	1.000	4.91%	(99,291.39)	0.00	(99,291.39)	0.00
Purchase	06/06/2024	31846V203	500,000.00	FIRST AMER:GVT OBLG Y	1.000	4.91%	(500,000.00)	0.00	(500,000.00)	0.00
Purchase	06/10/2024	31846V203	9,195.04	FIRST AMER:GVT OBLG Y	1.000	4.91%	(9,195.04)	0.00	(9,195.04)	0.00
Purchase	06/10/2024	31846V203	2,212.50	FIRST AMER:GVT OBLG Y	1.000	4.91%	(2,212.50)	0.00	(2,212.50)	0.00
Purchase	06/10/2024	31846V203	16,615.80	FIRST AMER:GVT OBLG Y	1.000	4.91%	(16,615.80)	0.00	(16,615.80)	0.00
Purchase	06/11/2024	31846V203	350,000.00	FIRST AMER:GVT OBLG Y	1.000	4.91%	(350,000.00)	0.00	(350,000.00)	0.00
Purchase	06/11/2024	096919AD7	80,000.00	BMWOT 2024-A A3 5.18 02/26/2029	99.985	5.18%	(79,987.85)	0.00	(79,987.85)	0.00
Purchase	06/12/2024	31846V203	984.38	FIRST AMER:GVT OBLG Y	1.000	4.92%	(984.38)	0.00	(984.38)	0.00
Purchase	06/13/2024	31846V203	413,158.30	FIRST AMER:GVT OBLG Y	1.000	4.91%	(413,158.30)	0.00	(413,158.30)	0.00
Purchase	06/13/2024	31846V203	400,000.00	FIRST AMER:GVT OBLG Y	1.000	4.91%	(400,000.00)	0.00	(400,000.00)	0.00
Purchase	06/13/2024	05522RDJ4	90,000.00	BACCT 2024-1 A 4.93 03/15/2029	99.994	4.93%	(89,994.95)	0.00	(89,994.95)	0.00
Purchase	06/14/2024	91282CGM7	70,000.00	UNITED STATES TREASURY 3.5 02/15/2033	94.234	4.30%	(65,964.06)	(807.69)	(66,771.75)	0.00
Purchase	06/14/2024	9128284V9	90,000.00	UNITED STATES TREASURY 2.875 08/15/2028	94.367	4.37%	(84,930.47)	(853.02)	(85,783.49)	0.00
Purchase	06/14/2024	31846V203	405,750.00	FIRST AMER:GVT OBLG Y	1.000	4.91%	(405,750.00)	0.00	(405,750.00)	0.00
Purchase	06/14/2024	31846V203	240,000.00	FIRST AMER:GVT OBLG Y	1.000	4.91%	(240,000.00)	0.00	(240,000.00)	0.00
Purchase	06/14/2024	912797KW6	200,000.00	UNITED STATES TREASURY 08/06/2024	99.228	5.36%	(198,455.64)	0.00	(198,455.64)	0.00
Purchase	06/14/2024	912797GK7	400,000.00	UNITED STATES TREASURY 08/08/2024	99.199	5.37%	(396,797.78)	0.00	(396,797.78)	0.00
Purchase	06/17/2024	31846V203	16,798.67	FIRST AMER:GVT OBLG Y	1.000	4.91%	(16,798.67)	0.00	(16,798.67)	0.00
Purchase	06/17/2024	31846V203	400,000.00	FIRST AMER:GVT OBLG Y	1.000	4.91%	(400,000.00)	0.00	(400,000.00)	0.00
Purchase	06/17/2024	31846V203	1,145.67	FIRST AMER:GVT OBLG Y	1.000	4.91%	(1,145.67)	0.00	(1,145.67)	0.00

TRANSACTION LEDGER



Mammoth Community Water District Cons | Account #10988 | As of June 30, 2024

Transaction Type	Settlement Date	CUSIP	Quantity	Security Description	Price	Acq/Disp Yield	Amount	Interest Pur/Sold	Total Amount	Gain/Loss
Purchase	06/18/2024	31846V203	84.38	FIRST AMER:GVT OBLG Y	1.000	4.92%	(84.38)	0.00	(84.38)	0.00
Purchase	06/18/2024	47786WAD2	90,000.00	JDOT 2024-B A3 5.2 03/15/2029	99.980	5.81%	(89,982.41)	0.00	(89,982.41)	0.00
Purchase	06/20/2024	31846V203	156.92	FIRST AMER:GVT OBLG Y	1.000	4.92%	(156.92)	0.00	(156.92)	0.00
Purchase	06/20/2024	31846V203	1,040.63	FIRST AMER:GVT OBLG Y	1.000	4.92%	(1,040.63)	0.00	(1,040.63)	0.00
Purchase	06/21/2024	31846V203	451.13	FIRST AMER:GVT OBLG Y	1.000	4.92%	(451.13)	0.00	(451.13)	0.00
Purchase	06/21/2024	31846V203	7,781.61	FIRST AMER:GVT OBLG Y	1.000	4.92%	(7,781.61)	0.00	(7,781.61)	0.00
Purchase	06/24/2024	31846V203	7,500.00	FIRST AMER:GVT OBLG Y	1.000	4.92%	(7,500.00)	0.00	(7,500.00)	0.00
Purchase	06/25/2024	31846V203	3,111.89	FIRST AMER:GVT OBLG Y	1.000	4.92%	(3,111.89)	0.00	(3,111.89)	0.00
Purchase	06/25/2024	31846V203	32,536.27	FIRST AMER:GVT OBLG Y	1.000	4.92%	(32,536.27)	0.00	(32,536.27)	0.00
Purchase	06/25/2024	912796Y52	400,000.00	UNITED STATES TREASURY 07/05/2024	99.856	5.28%	(399,423.33)	0.00	(399,423.33)	0.00
Purchase	06/25/2024	912797GK7	240,000.00	UNITED STATES TREASURY 08/08/2024	99.362	5.34%	(238,468.07)	0.00	(238,468.07)	0.00
Total Purchase			4,707,604.42				(4,691,608.98)	(1,660.71)	(4,693,269.69)	0.00
TOTAL ACQUISITIONS			4,707,604.42				(4,691,608.98)	(1,660.71)	(4,693,269.69)	0.00
DISPOSITIONS										
Maturity	06/06/2024	912797HT7	(500,000.00)	UNITED STATES TREASURY 06/06/2024	100.000	0.00%	500,000.00	0.00	500,000.00	0.00
Maturity	06/11/2024	912797KE6	(350,000.00)	UNITED STATES TREASURY 06/11/2024	100.000	0.00%	350,000.00	0.00	350,000.00	0.00
Maturity	06/13/2024	912797FS1	(400,000.00)	UNITED STATES TREASURY 06/13/2024	100.000	0.00%	400,000.00	0.00	400,000.00	0.00
Maturity	06/13/2024	69371RR81	(240,000.00)	PACCAR FINANCIAL CORP 3.15 06/13/2024	100.000	3.15%	240,000.00	0.00	240,000.00	0.00
Maturity	06/14/2024	3130A1XJ2	(400,000.00)	FEDERAL HOME LOAN BANKS 2.875 06/14/2024	100.000	2.88%	400,000.00	0.00	400,000.00	0.00
Total Maturity			(1,890,000.00)				1,890,000.00	0.00	1,890,000.00	0.00
Sale	06/05/2024	912797KN6	(85,000.00)	UNITED STATES TREASURY 07/09/2024	99.504	5.38%	84,578.34	0.00	84,578.34	2.03

TRANSACTION LEDGER



Mammoth Community Water District Cons | Account #10988 | As of June 30, 2024

Transaction Type	Settlement Date	CUSIP	Quantity	Security Description	Price	Acq/Disp Yield	Amount	Interest Pur/Sold	Total Amount	Gain/Loss
Sale	06/06/2024	91282CEH0	(100,000.00)	UNITED STATES TREASURY 2.625 04/15/2025	97.898	2.93%	97,898.44	(372.95)	98,271.39	(1,850.91)
Sale	06/11/2024	31846V203	(79,987.85)	FIRST AMER:GVT OBLG Y	1.000	4.91%	79,987.85	0.00	79,987.85	0.00
Sale	06/14/2024	31846V203	(240,000.00)	FIRST AMER:GVT OBLG Y	1.000	4.91%	240,000.00	0.00	240,000.00	0.00
Sale	06/14/2024	31846V203	(396,797.78)	FIRST AMER:GVT OBLG Y	1.000	4.91%	396,797.78	0.00	396,797.78	0.00
Sale	06/14/2024	31846V203	(351,010.88)	FIRST AMER:GVT OBLG Y	1.000	4.91%	351,010.88	0.00	351,010.88	0.00
Sale	06/17/2024	31846V203	(400,000.00)	FIRST AMER:GVT OBLG Y	1.000	4.91%	400,000.00	0.00	400,000.00	0.00
Sale	06/17/2024	31846V203	(350,000.00)	FIRST AMER:GVT OBLG Y	1.000	4.91%	350,000.00	0.00	350,000.00	0.00
Sale	06/18/2024	31846V203	(89,982.41)	FIRST AMER:GVT OBLG Y	1.000	4.92%	89,982.41	0.00	89,982.41	0.00
Sale	06/25/2024	31846V203	(637,891.40)	FIRST AMER:GVT OBLG Y	1.000	4.92%	637,891.40	0.00	637,891.40	0.00
Total Sale			(2,730,670.32)				2,728,147.10	(372.95)	2,728,520.05	(1,848.87)
TOTAL DISPOSITIONS			(4,620,670.32)				4,618,147.10	(372.95)	4,618,520.05	(1,848.87)
OTHER										
Call Redemption	06/01/2024	46647PCH7	(45,000.00)	JPMORGAN CHASE & CO 0.824 06/01/2025	100.000	3.55%	45,000.00	0.00	45,000.00	1,155.18
Call Redemption	06/13/2024	06406RBF3	(255,000.00)	BANK OF NEW YORK MELLON CORP 3.43 06/13/2025	100.000	3.44%	255,000.00	0.00	255,000.00	0.00
Total Call Redemption			(300,000.00)				300,000.00	0.00	300,000.00	1,155.18
Cash Transfer	06/17/2024	CCYUSD	(350,000.00)	Cash		0.00%	(350,000.00)	0.00	(350,000.00)	0.00
Total Cash Transfer			(350,000.00)				(350,000.00)	0.00	(350,000.00)	0.00
Coupon	06/01/2024	31418BLL8	0.00	FN MA2130 3.5 12/01/2029		2.46%	55.18	0.00	55.18	0.00
Coupon	06/01/2024	3138YTMT8	0.00	FN AZ2169 2.5 07/01/2030		2.18%	29.20	0.00	29.20	0.00
Coupon	06/01/2024	3138YR6T0	0.00	FN AZ0881 2.5 07/01/2030		1.82%	33.54	0.00	33.54	0.00
Coupon	06/01/2024	3138WE3R8	0.00	FN AS5307 3.0 07/01/2030		2.30%	27.62	0.00	27.62	0.00

TRANSACTION LEDGER



Mammoth Community Water District Cons | Account #10988 | As of June 30, 2024

Transaction Type	Settlement Date	CUSIP	Quantity	Security Description	Price	Acq/Disp Yield	Amount	Interest Pur/Sold	Total Amount	Gain/Loss
Coupon	06/01/2024	3137BSRE5	0.00	FHMS K-059 A2 3.12 09/25/2026		2.05%	715.00	0.00	715.00	0.00
Coupon	06/01/2024	3137FETN0	0.00	FHMS K-073 A2 3.35 01/25/2028		4.24%	656.04	0.00	656.04	0.00
Coupon	06/01/2024	3138WE5U9	0.00	FN AS5358 3.0 07/01/2030		2.30%	28.50	0.00	28.50	0.00
Coupon	06/01/2024	3138ETA55	0.00	FN AL8127 2.0 01/01/2031		1.67%	27.71	0.00	27.71	0.00
Coupon	06/01/2024	3128MEMN8	0.00	FH G15565 3.0 10/01/2030		2.24%	24.42	0.00	24.42	0.00
Coupon	06/01/2024	3132KFBZ4	0.00	FH V60956 2.5 09/01/2030		2.27%	31.76	0.00	31.76	0.00
Coupon	06/01/2024	46647PCH7	0.00	JPMORGAN CHASE & CO 0.824 06/01/2025		3.46%	185.40	0.00	185.40	0.00
Coupon	06/01/2024	3137FBTA4	0.00	FHMS K-728 A2 3.064 08/25/2024		2.02%	394.55	0.00	394.55	0.00
Coupon	06/01/2024	31307PEF2	0.00	FH J32834 2.5 09/01/2030		2.08%	22.27	0.00	22.27	0.00
Coupon	06/01/2024	31307PNB1	0.00	FH J33086 3.0 11/01/2030		2.41%	30.80	0.00	30.80	0.00
Coupon	06/01/2024	3138YDAS8	0.00	FN AY0016 2.5 01/01/2030		2.16%	17.44	0.00	17.44	0.00
Coupon	06/06/2024	24422EWF2	0.00	JOHN DEERE CAPITAL CORP 3.4 06/06/2025		3.41%	1,020.00	0.00	1,020.00	0.00
Coupon	06/08/2024	3130AXQK7	0.00	FEDERAL HOME LOAN BANKS 4.75 12/08/2028		4.05%	7,092.01	0.00	7,092.01	0.00
Coupon	06/08/2024	3130AXQK7	0.00	FEDERAL HOME LOAN BANKS 4.75 12/08/2028		4.05%	4,397.05	0.00	4,397.05	0.00
Coupon	06/09/2024	3130AEB25	0.00	FEDERAL HOME LOAN BANKS 3.25 06/09/2028		4.04%	4,875.00	0.00	4,875.00	0.00
Coupon	06/09/2024	3130AEB25	0.00	FEDERAL HOME LOAN BANKS 3.25 06/09/2028		3.95%	568.75	0.00	568.75	0.00
Coupon	06/09/2024	3133ENG53	0.00	FEDERAL FARM CREDIT BANKS FUNDING CORP 1.625 12/09/2031		4.33%	1,218.75	0.00	1,218.75	0.00

TRANSACTION LEDGER



Mammoth Community Water District Cons | Account #10988 | As of June 30, 2024

Transaction Type	Settlement Date	CUSIP	Quantity	Security Description	Price	Acq/Disp Yield	Amount	Interest Pur/Sold	Total Amount	Gain/Loss
Coupon	06/10/2024	3130ATUS4	0.00	FEDERAL HOME LOAN BANKS 4.25 12/10/2027		4.02%	743.75	0.00	743.75	0.00
Coupon	06/10/2024	3130AVWG3	0.00	FEDERAL HOME LOAN BANKS 4.0 06/10/2033		4.18%	900.00	0.00	900.00	0.00
Coupon	06/10/2024	3130ATUS4	0.00	FEDERAL HOME LOAN BANKS 4.25 12/10/2027		3.88%	8,500.00	0.00	8,500.00	0.00
Coupon	06/10/2024	3130AVWG3	0.00	FEDERAL HOME LOAN BANKS 4.0 06/10/2033		4.45%	2,500.00	0.00	2,500.00	0.00
Coupon	06/12/2024	3130AWGR5	0.00	FEDERAL HOME LOAN BANKS 4.375 06/12/2026		4.41%	984.38	0.00	984.38	0.00
Coupon	06/13/2024	69371RR81	0.00	PACCAR FINANCIAL CORP 3.15 06/13/2024		3.15%	3,780.00	0.00	3,780.00	0.00
Coupon	06/13/2024	06406RBF3	0.00	BANK OF NEW YORK MELLON CORP 3.43 06/13/2025		3.44%	4,373.25	0.00	4,373.25	0.00
Coupon	06/14/2024	3130A1XJ2	0.00	FEDERAL HOME LOAN BANKS 2.875 06/14/2024		2.88%	5,750.00	0.00	5,750.00	0.00
Coupon	06/15/2024	89240BAC2	0.00	TAOT 2021-A A3 0.26 05/15/2025		0.00%	0.35	0.00	0.35	0.00
Coupon	06/15/2024	47800AAC4	0.00	JDOT 2022-B A3 3.74 02/16/2027		3.78%	275.37	0.00	275.37	0.00
Coupon	06/15/2024	89231CAD9	0.00	TAOT 2022-C A3 3.76 04/15/2027		3.80%	266.33	0.00	266.33	0.00
Coupon	06/15/2024	58768PAC8	0.00	MBART 2022-1 A3 5.21 08/16/2027		5.28%	955.17	0.00	955.17	0.00
Coupon	06/15/2024	448979AD6	0.00	HART 2023-A A3 4.58 04/15/2027		4.63%	305.33	0.00	305.33	0.00
Coupon	06/15/2024	74340XCG4	0.00	PROLOGIS LP 4.875 06/15/2028		5.10%	5,484.38	0.00	5,484.38	0.00
Coupon	06/15/2024	161571HT4	0.00	CHAIT 2023-1 A 5.16 09/15/2028		5.23%	752.50	0.00	752.50	0.00
Coupon	06/15/2024	47787CAC7	0.00	JDOT 2023-C A3 5.48 05/15/2028		5.55%	730.67	0.00	730.67	0.00
Coupon	06/15/2024	02582JJR2	0.00	AMXCA 2021-1 A 0.9 11/15/2024		5.10%	187.50	0.00	187.50	0.00

TRANSACTION LEDGER



Mammoth Community Water District Cons | Account #10988 | As of June 30, 2024

Transaction Type	Settlement Date	CUSIP	Quantity	Security Description	Price	Acq/Disp Yield	Amount	Interest Pur/Sold	Total Amount	Gain/Loss
Coupon	06/15/2024	47800BAC2	0.00	JDOT 2022-C A3 5.09 06/15/2027		5.15%	657.46	0.00	657.46	0.00
Coupon	06/17/2024	3135G04Z3	0.00	FEDERAL NATIONAL MORTGAGE ASSOCIATION 0.5 06/17/2025		0.47%	962.50	0.00	962.50	0.00
Coupon	06/18/2024	89236TJK2	0.00	TOYOTA MOTOR CREDIT CORP 1.125 06/18/2026		4.63%	84.38	0.00	84.38	0.00
Coupon	06/20/2024	379929AD4	0.00	GMALT 2023-3 A3 5.38 11/20/2026		5.45%	156.92	0.00	156.92	0.00
Coupon	06/20/2024	3133EPNB7	0.00	FEDERAL FARM CREDIT BANKS FUNDING CORP 4.625 06/20/2025		4.83%	1,040.63	0.00	1,040.63	0.00
Coupon	06/21/2024	43813GAC5	0.00	HAROT 2021-1 A3 0.27 04/21/2025		0.00%	0.04	0.00	0.04	0.00
Coupon	06/21/2024	438123AC5	0.00	HAROT 2023-4 A3 5.67 06/21/2028		5.75%	259.88	0.00	259.88	0.00
Coupon	06/21/2024	43815GAC3	0.00	HAROT 2021-4 A3 0.88 01/21/2026		1.42%	54.02	0.00	54.02	0.00
Coupon	06/22/2024	3133EN4S6	0.00	FEDERAL FARM CREDIT BANKS FUNDING CORP 3.75 12/22/2027		3.87%	7,500.00	0.00	7,500.00	0.00
Coupon	06/25/2024	05592XAD2	0.00	BMWOT 2023-A A3 5.47 02/25/2028		5.54%	136.75	0.00	136.75	0.00
Coupon	06/29/2024	3133EN5E6	0.00	FEDERAL FARM CREDIT BANKS FUNDING CORP 4.0 12/29/2025		4.29%	800.00	0.00	800.00	0.00
Coupon	06/30/2024	912828YY0	0.00	UNITED STATES TREASURY 1.75 12/31/2024		0.56%	2,625.00	0.00	2,625.00	0.00
Total Coupon			0.00				72,217.55	0.00	72,217.55	0.00
Custody Fee	06/25/2024	CCYUSD	(280.81)	Cash		0.00%	(280.81)	0.00	(280.81)	0.00
Total Custody Fee			(280.81)				(280.81)	0.00	(280.81)	0.00
Dividend	06/30/2024	31846V203	0.00	FIRST AMER:GVT OBLG Y		4.93%	4,990.92	0.00	4,990.92	0.00
Total Dividend			0.00				4,990.92	0.00	4,990.92	0.00

TRANSACTION LEDGER



Mammoth Community Water District Cons | Account #10988 | As of June 30, 2024

Transaction Type	Settlement Date	CUSIP	Quantity	Security Description	Price	Acq/Disp Yield	Amount	Interest Pur/Sold	Total Amount	Gain/Loss
Management Fee	06/10/2024	CCYUSD	(2,771.97)	Cash		0.00%	(2,771.97)	0.00	(2,771.97)	0.00
Total Management Fee			(2,771.97)				(2,771.97)	0.00	(2,771.97)	0.00
Principal Paydown	06/01/2024	3137FBTA4	31,969.49	FHMS K-728 A2 3.064 08/25/2024		2.02%	31,969.49	--	31,969.49	(0.00)
Principal Paydown	06/01/2024	3138ETA55	297.96	FN AL8127 2.0 01/01/2031		1.67%	297.96	--	297.96	0.00
Principal Paydown	06/01/2024	3138YR6T0	339.36	FN AZ0881 2.5 07/01/2030		1.82%	339.36	--	339.36	(0.00)
Principal Paydown	06/01/2024	31307PEF2	192.35	FH J32834 2.5 09/01/2030		2.08%	192.35	--	192.35	(0.00)
Principal Paydown	06/01/2024	3138YDAS8	154.79	FN AY0016 2.5 01/01/2030		2.16%	154.79	--	154.79	(0.00)
Principal Paydown	06/01/2024	3138YTMT8	210.03	FN AZ2169 2.5 07/01/2030		2.18%	210.03	--	210.03	(0.00)
Principal Paydown	06/01/2024	3128MEMN8	205.33	FH G15565 3.0 10/01/2030		2.24%	205.33	--	205.33	(0.00)
Principal Paydown	06/01/2024	3132KFBZ4	271.54	FH V60956 2.5 09/01/2030		2.27%	271.54	--	271.54	(0.00)
Principal Paydown	06/01/2024	3138WE5U9	272.99	FN AS5358 3.0 07/01/2030		2.30%	272.99	--	272.99	(0.00)
Principal Paydown	06/01/2024	3138WE3R8	176.62	FN AS5307 3.0 07/01/2030		2.30%	176.62	--	176.62	(0.00)
Principal Paydown	06/01/2024	31307PNB1	242.79	FH J33086 3.0 11/01/2030		2.41%	242.79	--	242.79	0.00
Principal Paydown	06/01/2024	31418BLL8	386.20	FN MA2130 3.5 12/01/2029		2.46%	386.20	--	386.20	0.00
Principal Paydown	06/15/2024	89240BAC2	1,606.88	TAOT 2021-A A3 0.26 05/15/2025		0.00%	1,606.88	--	1,606.88	0.02
Principal Paydown	06/15/2024	47800AAC4	4,738.64	JDOT 2022-B A3 3.74 02/16/2027		3.78%	4,738.64	--	4,738.64	0.00
Principal Paydown	06/21/2024	43813GAC5	191.21	HAROT 2021-1 A3 0.27 04/21/2025		0.00%	191.21	--	191.21	(0.00)

TRANSACTION LEDGER



Mammoth Community Water District Cons | Account #10988 | As of June 30, 2024

Transaction Type	Settlement Date	CUSIP	Quantity	Security Description	Price	Acq/Disp Yield	Amount	Interest Pur/Sold	Total Amount	Gain/Loss
Principal Paydown	06/21/2024	43815GAC3	7,727.59	HAROT 2021-4 A3 0.88 01/21/2026		1.76%	7,727.59	--	7,727.59	0.01
Total Principal Paydown			48,983.77				48,983.77	--	48,983.77	0.01
TOTAL OTHER TRANSACTIONS			(604,069.01)				73,139.46	0.00	73,139.46	1,155.19

MAMMOTH COMMUNITY WATER DISTRICT

Agenda Item: B-4

Engineering Department Report

07-18-2024

July 2024

*****Text shown in bold has changed from the previous update*****

Active Capital Projects

Project	Status
Well 32	The updated Drinking Water Source Assessment has been submitted for the Department of Drinking Water permit. Operations and Maintenance have completed commissioning of the new SCADA control systems. Maintenance is scheduling construction of the concrete pad.
Seismic Risk Assessment	Structural engineering consultant interviews were held and Holmes Engineering was selected. The project scope is being defined and negotiated. Preliminary costs exceed the FY25 budget amount (\$100,000) and staff is re-evaluating the project objectives and alternatives.
Campus Pavement Rehab	Two bids were received, and a contract has been awarded to Spiess Construction Co. Inc. for \$2,057,730.30. The updated total budget estimate for the project is now \$2.5M including contingencies, change orders, materials testing, and utility work done in-house. The contractor is developing a schedule and plans to phase the work to accommodate ongoing MCWD operations.
GIS Utility Network	Seven proposals were received, five interviews held, and Avineon was selected as the most qualified consultant for this important project. ISD is finalizing the services agreement with support from Engineering. See the ISD report for more details.
Wells Study	The UES Master Services Agreement was signed. The scope and fee for this project will be negotiated after more progress is made on the Laurel Pond hydrogeology work.
Tank Coatings	Plans, Specifications, and Estimates are being prepared in-house. This project is expected to go out to bid in summer.
Water Distribution Improvements	The Summer Construction Crew is actively working on this work. See the Maintenance report for more details.
Wastewater Collection Improvements	This work was packaged in several separate RFBs and bids were received totaling approximately \$308,000 over budget. However, after full evaluation the bids were found to be responsive and contracts are being prepared and the work scheduled.
The Parcel Relief Main	Trees have been removed and the easement with the Town has been signed and will be recorded after minor edits to match the as-built alignment. Construction is scheduled to start in early August.

Engineering Department Report

07-18-2024

July 2024

<p>Laurel Pond Monitoring Wells and Waste Discharge Requirements</p>	<p>Engineering met with UES and negotiated a task order for design, specifications, Lahontan coordination, and drilling oversight for the new Laurel Pond Additional Monitoring Wells (\$62,785). A RFB for well drilling services is being prepared in-house. It is expected to go out to bid as soon as Lahontan approves the design. This work is intended to advance the Basin Plan Amendment Study and proposed new Lahontan WDR.</p>
<p>Shady Rest Park Recycled Water</p>	<p>Engineering is initiating a Project Study Report (PSR) and exploring alternatives and opportunities.</p>

Engineering Department Activities

<p>Activities</p>	<p>Status</p>
<p>As-Needed Consulting Services</p>	<p>Engineering staff prepared an RFQ for on-call geotechnical engineering and materials testing, coating inspection, corrosion engineering, and land surveying services. Statements of Qualifications are due next week. Multiple qualified consultants will be selected for master services agreements to provide services needed to deliver priority projects in the CIP and budget.</p>
<p>Ormat CD IV Geothermal Monitoring and Response Plan (GMRP)</p>	<p>Q2 2024 sampling is complete. ESA presented their 2022 annual report to the group and UES presented their results from Q1 2024 and their preliminary results from Q2 2024. The group discussed the RFQ for a third-party reviewer and agreed to stick with ESA at this point, at least until the 2023 annual report is complete. Staff is working with the Forest Service to amend MCWD’s Master Use Permit to add LV-19 and transfer ownership from the USGS.</p>
<p>Out-of-District (OOD) Service</p>	<p>The OOD agreement for existing uses at Sierra Meadows Ranch is nearing completion. The items remaining are an exhibit showing water and sewer uses on the property and a copy of their updated 20-year Forest Service Use Permit. They remain interested in preparing an application for their proposed OOD expansion. The list of OOD commercial customers needs to be reviewed and updated. RSD will follow up with each OOD commercial customer.</p>
<p>LAFCO Municipal Services Review (MSR) and Sphere of Influence</p>	<p>Engineering staff reviewed the draft MSR and RSD is compiling a response to LAFCO staff. LAFCO’s processing of MSRs for all special districts in Mono County has been delayed and it may make sense to finalize the MCWD update after the 2025 UWMP is complete. In the short term, the items in most need of updating are the maps showing the MCWD service area boundary and a new proposed Sphere of Influence.</p>

MCWD Code Overhaul	Engineering staff developed a new fee structure for permit administration, plan checking, and inspections. The proposed changes to the fee structure will be in a revised FY 2025 Master Fee Schedule presented to the Board in August. This will coincide with Sewer Code (Chapter 11) and Water Code (Chapter 12) changes that will be presented at the same time. Engineering is also assisting with development of the new Landscape and Environmental Policies.
Project Management Training	Updated contract templates from BKS have been posted to the intranet for use by all project managers. With oversight from BKS, Engineering and Admin are working to create RFB/RFP/RFQ templates for easier use by MCWD project managers. Training materials are being drafted for engineering staff and managers/supervisors from other departments involved in project management and delivery.
Capacity Fee Study Update	An RFP was issued, and proposals are due next week. The update will look at ratios for calculating Equivalent Meter Units (EMUs), current system replacement values, the impact of irrigation, and other variables. The process is expected to be complete with new fees adopted before the start of FY 26.

Permits with Recent Activity

Project Name	Description	Status
Snowcreek VIII	<p>A Tentative Tract Map for Phase 1 and accompanying Development Agreement have been submitted to the Town and are scheduled for the Planning and Economic Development Commission (PEDC) on July 24th. The developer desires to start grading and infrastructure work this summer. Engineering staff is working with the developer on the following:</p> <ul style="list-style-type: none"> • TTM Phase 1 map review and required conditions • Water and Sewer plan review and permitting • Recycled Water system supply/demand analysis • Update Snowcreek Recycled Water Agreement (anticipated to the Board in August) • Snowcreek Recycled Water System Engineering Report Update and System Re-design 	Permitting
Snowcreek VII	Six new irrigation meters are installed. As-built drawings have been completed by Triad. MCWD is continuing to work with the developer on completing the remaining punch-list items.	Close-Out

MAMMOTH COMMUNITY WATER DISTRICT

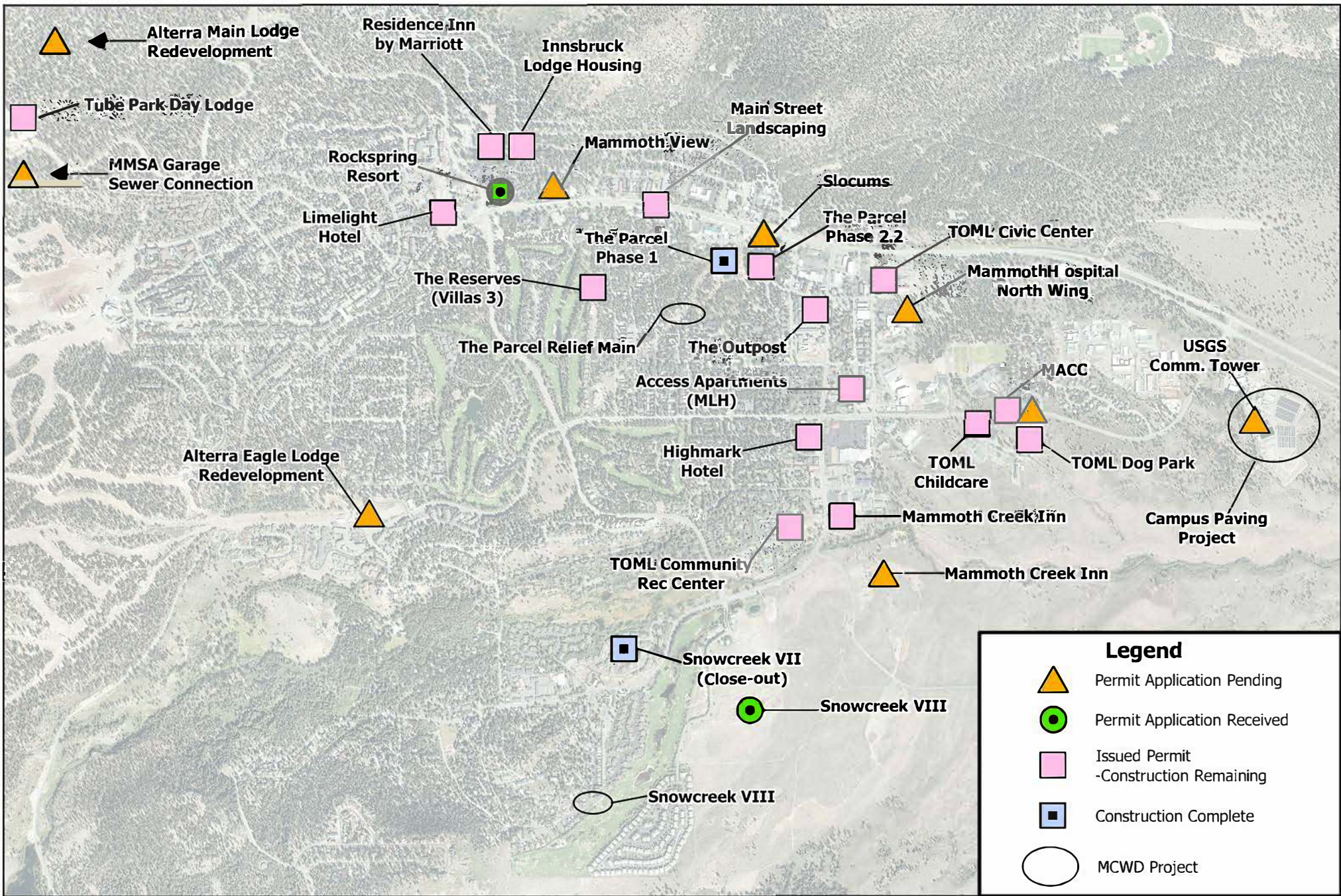
Agenda Item: B-4

Engineering Department Report

07-18-2024

July 2024


The Parcel	<p>The Parcel Phase 1 construction is complete. Residents have begun moving into Building B and Building A is planned to be ready for occupation by the end of July.</p> <p>Connection and Construction permits have been issued for Phase 2.2. MCWD is working with the developer to sign a transfer agreement for water mains within Phase 2.2.</p>	Construction & Permitting
The Villas (Obsidian)	<p>Construction of sewer main is underway, MCWD is inspecting the work and documenting field changes.</p>	Construction
Residence Inn by Marriott	<p>Demolition is complete. MCWD issued construction and connection permits. Foundation work is planned to start sometime in 2024.</p> <p>Engineering staff is working with the developer to quitclaim a blanket water easement that is no longer needed.</p>	Permitting
Rockspring Resort (6060 Minaret Road)	<p>MCWD has received construction and connection permit applications and is currently awaiting updated plans after the first review. Construction is planned to begin summer 2024.</p>	Permitting
College Parkway Daycare Center	<p>MCWD has issued construction and connection permits for this project. Project is currently under construction.</p>	Construction
TOML Civic Center	<p>MCWD has issued construction and connection permits for this project. Engineering staff is working with the developer to quitclaim a water easement that is not needed. Construction is planned to begin summer 2024.</p>	Permitting
TOML Main Street Landscaping	<p>MCWD has issued a landscape connection permit for a new irrigation meter outside of Footloose, all other landscaping is utilizing existing irrigation meters. Construction is on-going.</p>	Construction
Highmark Hotel (Sierra Center Mall)	<p>MCWD has issued a construction and connection permit for the demolition and “core and shell” phase of this project.</p>	Permitting
Slocum’s Restaurant	<p>MCWD met with the prospective new owners to determine if any upgrades to meters, backflow devices, or grease interceptors are required. The new owners are not planning to change the capacity or use of the restaurant.</p>	Planning
Mammoth Arts and Cultural Center (MACC) Edison Theater 100 College Parkway	<p>Mammoth Lakes Foundation, in partnership with other local agencies, is planning an expansion to the Edison Theater located at 100 College Pkwy. The proposed expansion would encroach on a MCWD water main and will require re-alignment of the water main, quit-claiming an existing easement, and granting of a new easement to MCWD.</p>	Planning



Mammoth Community Water District
 P.O. Box 597, Mammoth Lakes, CA 93546
 (760) 934-2596 FAX: (760) 934-2143

Land Development Activity and Projects - July 2024

Engineering Department Report



Executive Summary

ISD is pleased to announce that all remaining punch list items have been resolved and the SCADA upgrade project has been completed. ISD has also completed several system upgrades related to the resiliency and failover capabilities of the MCWD network. In addition, several new cybersecurity measures have been implemented to reduce MCWD's exposure to recent cyber threats hitting the public utility sector. ISD and Engineering have also completed the selection process for the ESRI GIS Utility Network Request for Proposals and have issued a Notice of Intent to Award the work to Avineon for upgrading the District's GIS system. Please see below for further details.

Hardware Systems

- *SCADA System Upgrade* – The SCADA upgrade project has been finalized and final payment for the project has been issued. All punch list items have been addressed and staff are conducting operations, administration, alarming and trend reporting on the new system. The old SCADA system has been decommissioned. Moving forward, SCADA will be mentioned in this ISD report as a routine maintenance item or as any new issues arise.
- *AMI System* - The Automated Meter Infrastructure (AMI) staff Committee continues monthly meetings to support the health of the District R450/R900 systems. Both R900 and all five R450 collectors are functioning properly. The problematic District R450 collector was repaired under RMA, re-configured and put back in service in late May. As of July 10th, the District's metering system is functioning at 98.7% read efficiency, which reflects a well-maintained system. Staff will continue to utilize the monthly meetings to discuss system upgrades, optimize billing reads, and analyze usage patterns by billing groups.
- ISD ordered and replaced a damaged iPad in the Water Operations department.
- The current Workstation Replacement Schedule is on track with two servers, ten desktops and two laptops ordered this year. The new MCWDGIS and MCWDSVR12 servers have been configured and deployed, and eight of the twelve replacement workstations have been deployed. The remaining four workstations will be configured as time allows, completing the FY 2025 Workstation Replacement Schedule.
- Ongoing hardware support, maintenance, and updates.

Software Systems

- ISD staff are still in the process of transitioning MCWD PC equipment from one endpoint malware antivirus service to another more robust platform.
- Renewed and co-termed all Trimble GPS R2 hardware and firmware warranties with Trimble TerraFlex software warranties and applied new licensing on MCWD GPS systems.
- Transitioned all CAD licensing from shared License Manager model to new Autodesk user-based subscription model and downloaded and installed Autodesk Civil 3D 2024 CAD software for all CAD users. Also licensed and installed Autodesk Infoworks ICM and InfoWater Pro sewer and water modeling software on appropriate Engineer PCs.
- ISD and Engineering conducting meetings to optimize EnerGov Permitting and Licensing (EPL) module and discuss upcoming Crystal Reports to SSRS custom report conversion plan. MCWD

utilizes six custom reports within the software and will coordinate the revisions with the upcoming permit process changes and fees resulting from the upcoming Connection Fee Study.

- Installed and configured new inventory scanner for Finance department.
- Ongoing software support, maintenance, and updates.

Administrative

- *Monthly Tyler Integration and Customer Service Meetings* - The goal of the meetings is to ensure continuous collaboration between ISD, RSD, Finance and Administration for all Tyler software integrations and customer outreach initiatives. It is a forum to raise issues that concern billing, public relations and customer service processes and to develop strategies for resolution. During the past two months, the committee has worked on new Customer Water Complaint and District Leak Protocol documents.
- Retrieved all electronic correspondence from previous MCWD General Manager and AmeriGas regarding Franchise Lease Agreement and delivered to Administration Department for review.
- Setup new user account, PC and SCADA access for new Instrumentation Technician.
- Conducted audit of all staff "Leave Request Approved" Outlook rules for proper delivery to PSD group for population of Employee Out calendar.
- Conducted Office 365 maintenance, distribution group and email account administration.
- Continued administration of VoIP phones, iPads, laptops.

Network and Cybersecurity

- *ISP Redundancy and Failover* – ISD continues to make improvements towards the reliability and performance of the MCWD network. Onward Networks recently installed new hardware and software equipment to manage its Digital 395 network. As part of these upgrades, ISD worked with the Onward Network Operations Center (NOC) to implement a diverse solution for North/South circuit redundancy. Both the primary and SCADA ISP circuits now have North/South redundancy built-in should the network go down heading south to Barstow or North to Reno. The North/South redundancy is designed to automatically switch over to the best route for traffic. The system was successfully tested and will be tested regularly as part of "skeleton mode" ISD brown-out exercises utilizing the diverse Onward North/South solution along with backup cellular FirstNet technology as a failover ISP. The cellular FirstNet router was configured and tested a few months ago as a backup ISP should the entire Onward network go down. Together, these network improvements are designed to support critical District network operations should the primary ISP fail, and the backup solutions are fully configured and in place when/if needed. ISD is also working with Onward on a pricing analysis to evaluate potential bandwidth upgrades in the future.
- *New MCWD Password Program* – ISD has implemented an MCWD Password Program for all staff to follow new guidelines and recommendations for password security and management. All staff are participating in the new security requirements and using password management software. Several staff have also chosen to use encrypted password vaults for their private accounts as well. SCADA users follow an even stricter password and access policy, and all guidelines follow ISO and NIST recommendations for the new SCADA system. ISD is extremely sensitive to keeping District data

secure given the current cybersecurity environment with several national attacks on water systems making headlines as well as recent attacks on local peer agency IT systems.

- ISD is working with the Cybersecurity and Infrastructure Security Agency (CISA) to reduce MCWD's exposure to cyber threats and take a proactive approach to mitigating attacks. MCWD has signed up for CISA's Cyber Hygiene Services program and will be conducting vulnerability scanning and web application scanning exercises and plan to address any exposed vulnerabilities as needed. For further information on the CISA Cyber Hygiene Services, please visit: <https://www.cisa.gov/cyber-hygiene-services>, and stay tuned for further activity under the CISA Cyber Hygiene Services program.
- ISD continues to manage Multi-Factor Authentication (MFA) security protocols and deploy new cybersecurity campaigns for all staff on the MCWD network. All staff participate in regular monthly training to prevent common industry threats.
- Managing remote access client connection software and devices, administering additional machines and users as necessary for remote access.
- All network systems secure, no data loss or intrusions.

GIS

- *Utility Network* – ISD and Engineering staff continue to pursue a long-term standalone upgrade to the MCWD GIS system by transitioning it to a Utility Network (UN). On April 1st, ISD released a Request for Proposals for ESRI Geographic Information System (GIS) Utility Network Model Migration. The project is a one-time modernization project for the District GIS system and will be utilized as a planning and management tool for upcoming Capital Improvement Projects. The RFP closed on May 14th, and the District received seven proposals from highly qualified consultants. The seven proposals were evaluated by the UN Selection Committee, and five finalists were selected for demonstrations and interviews. The committee participated in demonstrations from each consultant and scored the results accordingly. Ultimately, the UN Selection Committee selected Avineon for the UN migration and a Notice of Intent to Award was issued on June 18th. Thereafter, MCWD responded to a California Public Records Act (CPRA) request for further information on the proposals and scoring results. Currently, MCWD is working on a draft services agreement with Avineon to perform the work. For MCWD, the Utility Network will support all aspects of GIS utility management and be especially useful for current water and sewer modeling efforts.
- Utility Network GIS data cleanup activity currently underway: deconstruction of Miscellaneous Assets into several new Feature Classes (Couplings, Dead Ends, Fittings, Reducers, Comfort Stations, etc.), water line material type and size analysis, Sewer Top Hat Feature Class creation, addition of all Line Maintenance sewer rehabilitation work (cracks, roots, grout, Armco) into sewer mainline Feature Class, sewer line modeling work, and various other data cleanup as necessary.
- ISD and Engineering continue to pursue additional training opportunities for the continued integration of ArcPro in the MCWD GIS environment.
- Added Cleaning Frequency field to Sewer Lines feature class per Engineering and Line Maintenance request for recording and managing annual cleaning statuses.
- Added Customer Lateral Material Type field to Meter feature class with coded domain values per Engineering request to use as a tool for upcoming audit of lateral material types as part of the Lead and Copper Rule.

MCWD Websites

- Continued maintenance and security for all MCWD web platforms: MCWD Internet, MCWD Intranet, and MCWD GIS Portal.
- Postings or updates to Internet/Facebook sites
 - Mammoth Creek Streamflow Data ending 6-30-24.
 - Conducting regular quarterly review of all web content with each department.
 - Posted CIPP Sewer Rehabilitation Project 2024 Request for Bids.
 - Posted CIPP Sewer Rehabilitation Project 2024 Addendum.
 - Posted Manhole Collars Project 2024 Request for Bids.
 - Posted Manhole Repair Project 2024 Request for Bids.
 - Removed all CIPP and Manhole Repair RFBs on appropriate closing dates.
 - Posted revised Chapter 12 Water Code (without newly developed Landscape Policy).
 - Removed Plant Maintenance Worker III/Instrumentation Technician Job Bulletin.
 - Removed Temporary Construction Crew Job Bulletin.
 - Posted MCWD Campus Paving and Drainage Project Request for Bids.
 - Posted MCWD Campus Paving and Drainage Project Addendums and Attachments.
 - Posted MCWD Campus Paving and Drainage Project Notice of Intent to Award.
 - Updated Landscape Irrigation Application per RSD request.
 - May Board Meeting Materials.
 - June Board Meeting Cancellation Notices.
 - Posted Special Board Meeting Agenda 5-29-24.
 - Posted MCWD Landscape Standards Policy.
 - Posted MCWD Landscape Standards Policy Press Release 6-14-24.
 - Posted Manhole Repair Project 2024 Addendum.
 - Posted Notice of Intent to Award in response to GIS Utility Network Request for Proposals.
 - Posted Notice of Intent to Award in response to Seismic and Structural Services Request for Qualifications.
 - Posted Connection Fee Study Request for Proposals.
 - Posted Sale of Surplus Goods Notice for Vehicles #22 and #72.
 - Posted revised Backflow Prevention Assembly Test Report to Backflow and Permit pages.
 - Updated ¾" meter pricing on Master Fee Schedule as requested.
 - Created and posted a new electronic Service Agreement web form.
 - Created and posted a new electronic Authorization Agreement for Automatic Draft Payment web form.
 - Posted Wastewater Treatment Plant Chief Operator Job Bulletin to Employment page.
 - Updated MCWD website Our Staff page per recent staffing changes.
- Postings or updates to Intranet site
 - Performed general maintenance, updated Department Pages, Staff Schedule, and Phone Contact List.
 - Posted revised MCWD Contract Template Forms as requested.

Administration

- Continuous and ongoing activities associated with day-to-day administration, including but not limited to:
 - Administrative, organizational, and operational policy development, guidelines, implementation, and related day-to-day projects
 - Non-personnel and personnel-based legal matters, e.g., ADA/FEHA, COBRA/CalCOBRA, etc.
- Legislative/Client Update 07/2024 (provided by LCW/CSDA):
 - None to report at this time

Workforce Planning

- Effective Thursday, 05/06/2024, please welcome back Lucas Dunn, Laboratory Intern, Operations Department
- Effective Monday, 05/20/2024, please welcome our 2024 Construction Crew Team, Maintenance Department:
 - Construction Equipment Operator Lyndsey Cox
 - Construction and Maintenance Worker Tyler Searles
 - Construction and Maintenance Worker Diego Garcia Villalobos
 - Construction Equipment Operator Bob Hartman (Returnee)
 - Construction and Maintenance Worker Quentin Le Francois (Returnee)
- Effective Thursday, 06/06/2024, please welcome back Luis Vaca Rodriguez, Engineering Intern, Engineering Department
- Effective Wednesday, 06/26/2024, please welcome Ralph “Kelly” Simpkins, Instrumentation Technician, Plant Mechanical Maintenance Division, Maintenance Department
- Ongoing administration of two recruitments for positions in Maintenance and Operations Departments
- Facilitated L’Abri Condominiums Owners’ Association Regular Board Meeting on 07/16/2024

Risk/Safety/Training

- Risk/Safety:
 - ACWA JPIA Risk Control Grant follow-up – \$6,735.30 was awarded to purchase four Metrotech Locator Kits. This line locator equipment has been received and assigned to Line and Mechanical Maintenances’ service and vector trucks and will be utilized to verify buried electrical lines prior to performing excavation work. Standard Operating Procedures (SOPs) for Emergency and Scheduled Pre-Excavation have been created. A press release is pending.
 - ACWA JPIA awarded the District a 2024-2025 Wellness Grant in the amount of \$1,680 to implement a Sun Safety Program.
 - Process safety tailgate and wellness activity logs for 06/2024 & 07/2024 safety incentive program
 - Monthly restock of Cal/OSHA compliant first aid safety kits at all locations
 - Continuous and ongoing activities associated with the Injury and Illness Prevention Program written programs development and guidelines
 - Activities associated with developing a Workplace Violence Prevention Plan (WVPP)
 - Continuous and ongoing activities associated with manual to electronic conversion of Cal/OSHA required Hazard Communication Safety Data Sheets (SDS)
 - Claims received and/or processed:
 - None received or processed

MAMMOTH COMMUNITY WATER DISTRICT

Personnel Services Department Report

July 2024

Agenda Item: B-6

07-18-2024

-
- Training:
 - Webcasts/onsite/offsite training processed, provided, attended, and/or proctored this month:
 - ACWA JPIA – Confined Space Entry 05/21/2024
 - ACWA JPIA – Trenching & Excavation 05/21/2024
 - ACWA JPIA – Silica Hazards 05/22/2024
 - ACWA JPIA – Electrical Safety 05/22/2024
 - ACWA JPIA – Fall Protection 05/22/2024
 - Parra Environmental Services – Asbestos Cement Pipe Refresher 05/23/2024
 - ACWA JPIA – Leadership Essentials for the Water Industry 05/30 – 05/31/2024
 - ACWA JPIA – Hot Java & HR Topics: Form I-9 Compliance 06/20/2024
 - ACWA JPIA – Hot Java & HR Topics: Heat Illness Prevention 07/18/2024

Conservation

Leaks

Staff continue to utilize WaterSmart for leak detection. Staff are sending direct messages to customers using WaterSmart and include a link to the Tyler Customer Portal, where customers can enroll in leak notifications. In May, staff notified 57 customers of potential leaks, and in June 56 customers were notified. Most leaks were found to be a result of irrigation systems coming online and were promptly fixed.

Violations

Daily watering has been the most common Irrigation Violation cited in the last two months. Contact with customers regarding their irrigation is an opportunity for staff to educate District customers about responsible watering. To date, no fines have been issued. Prior to issuing a Second Violation, staff are reaching out to customers by phone to ensure the violation was received via email and inquiring about the status of the violation. Customers have responded positively in correcting violations. In May, one violation was issued for incorrect watering days, and no MAWA accounts went over their allowance. In June, 40 First Violations were issued, two Second Violations were issued. Eight MAWA violations were issued in June.

The District continues to accommodate variance requests to water daily for yard rehabilitation, with eight variances issued as of 07/10/24.

Rebate Program

The FY25 Indoor Rebate Program is continuing to be utilized by customers and advertised on the radio and newspaper. Six applications were received in May, and nine were received in June. The table below displays the results of the program thus far, along with the previous three years for comparison.

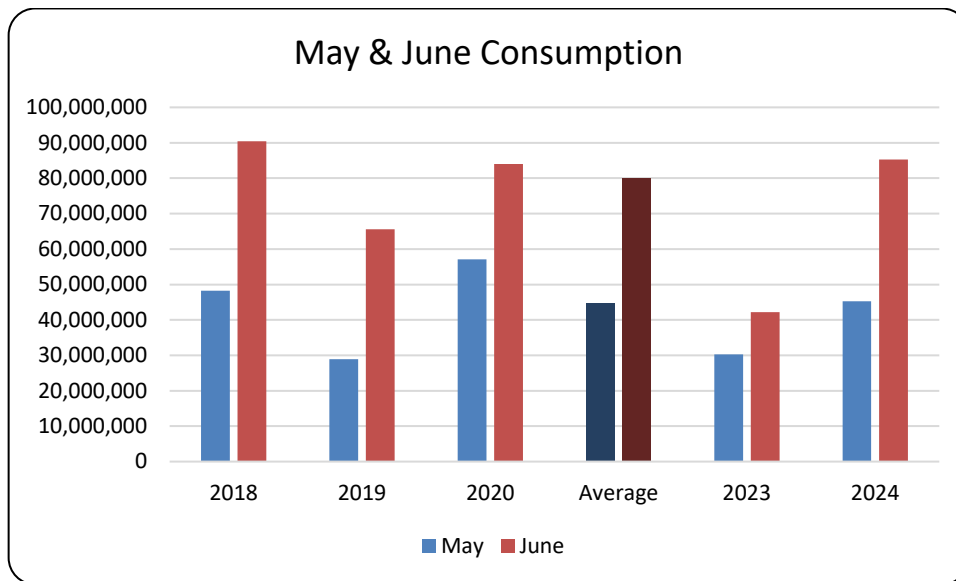
Indoor Rebate Program	FY 2025	FY 2024	FY 2023	FY 2022	FY 2021
Applications Processed	30	121	116	199	235
High-efficiency Toilets	31	112	186	223	289
Clothes Washers	0	18	25	32	30
Dishwashers	6	22	38	33	57
Estimated Annual Savings (gallons)	97,461	608,004	944,387	1,458,643	1,715,822
Rebate Awards	\$7,232	\$33,388	\$48,612	\$82,437	\$75,439

Application acceptance for the FY25 Turf Rebate program opened May 1, 2024. In May, one application was submitted, and in June, two more customers submitted applications. These applications are currently pending final inspection. Staff will complete the inspections as soon as the applicates complete their projects. Staff will continue to advertise the program, and applications will be accepted until October 15, 2024. The table below displays participation of the program from the previous two fiscal years.

Turf Replacement Rebate Program	FY 2024	FY 2023
Applications processed	4	12
Square-feet converted	4,847	50,270
Estimated water savings (gallons)	108,457	1,052,559
Rebate Awards	\$9,694	\$87,620

MCWD Customer Water Consumption

Water consumption for May and June are both displayed in the chart below. The chart presents consumption for 2018, 2019, and 2020, which is used to set the average. Then, 2023's May and June consumption, for a simple comparison. Water Conservation Level 0, established by the Board in March, has no reduction requirements. As a comparison to the Average, May consumption was 1% higher and June consumption was 6.5% higher.



Regulatory

Fats, Oil and Grease Control Program (FOG)

Regulatory Services Division (RSD) continues to conduct regular inspections and monitor grease interceptors. Staff completed 8 inspections and issued one violation (Second Violation) in May. In June, 10 inspections were completed, and no violations were issued. One new food service establishment was permitted inside the Snowcreek Athletic Club.

Cross Contamination Control (Backflow) Program

To date, there are a total of 1,942 backflow assemblies in the system. Staff has entered all assemblies into the GIS system for ease of locating and analyzing the assemblies. To date, 1,629 1st Notices have been sent and 558 assemblies are past due. Final Notices have been sent for 188 assemblies and 35 shut-off

notices have been sent. 298 tests are currently past due, and there are 1,331 assemblies that need to be tested this year. Staff is also following up on the 2020 backflow survey to verify that hazards no longer exist and that assemblies were removed at certain locations.

RSD is continuing to track the State Water Resources Control Board's creation and approval of the new Cross-Connection Control Policy Handbook. The handbook is intended to replace existing cross-connection control regulations in CCR Title 17. SWRCB has published guidance documents and a template for the handbook, and adoption of the new handbook, replacing the code section, is anticipated this fall.

Local Agency Formation Commission (LAFCO)

The Mono LAFCO is working to update Municipal Service Reviews (MSRs) for LAFCO entities in 2024. LAFCO met in June and received an update on the MSRs; completing the MSRs will take more time and there is no anticipated date of finaling the reviews. The District's MSR will be routed to District staff for comments and review prior to posting the draft online for public comment before consideration by LAFCO. The MCWD MSR is one of eight priority MSRs County staff is working on. Staff will continue to work with County staff and monitor progress.

MCWD-USFS MOA for Laurel Pond (1983)

The 1983 Memorandum of Agreement for discharge of treated wastewater effluent to Laurel Pond is due for renewal. District staff reviewed and updated an MOA draft that was supplied to USFS in 2022. On February 8, USFS staff responded that the District Ranger would review the MOA and decide if that is the correct instrument to use for this process. There have been no updates since that time.

Public Affairs and Outreach

Conservation Advertisements

During the last week of May, new radio advertisements were recorded with the assistance of KMMT-KRHV staff. The five new advertisements are currently rotating on KMMT and KIBS. The advertisements disseminate information about the new landscaping policy, indoor rebates, turf replacement rebates, enrolling in the customer portal, and Water Conservation Level 0 watering restrictions.

The Sheet newspaper has printed an advertisement displaying the watering schedule and rebate offers each week of the summer.

On May 8, RSD staff attended the Mono County Sustainability Fair, held at the Mammoth Lakes Library. The event was well attended, and staff set up a table with various conservation giveaways, District swag, and the watering schedule. A broken meter and backflow device were also on display and generated a lot of interest and conversation with attendees.



Press Release

At the end of May one press release was issued for the annual Consumer Confidence Report. RSD utilized WaterSmart to also send email notifications to customers. In June, a press release was issued on the new Landscape Standards Policy. Staff also gathered a list of property managers and landscape businesses and

MAMMOTH COMMUNITY WATER DISTRICT

Regulatory Support Services

May & June 2024

Agenda Item: B-7

07-18-2024

sent a digital letter to each explaining the new Landscape Standards Policy, with the policy and application attached.

The General Manager's report is designed to summarize important District activities and to highlight developments that may require Board action in the future.

Key items for the past two months included working on the project to bring MCWD Code and policies up to date, supporting capital projects, workforce planning, and work in preparation for a new connection fee study.

Other ongoing items included working with the local development community, supporting District Capital construction projects, monitoring local agency meetings, groundwater monitoring related to geothermal pumping, and working with state regulators on the District's waste discharge requirements.

Departmental / General

Staff Resources and Management

- Discussions with management staff regarding short-term and long-term workforce planning strategies continue. Considerations are for both current and anticipated vacancies, specific workflow needs to support District operations, department head input and recommendations, along with agency benchmarking comparisons.
- Held monthly General All-Staff, Board Staff, and Senior Management Staff meetings.
- Engineering, Operations, and Maintenance hold weekly collaborative meetings, reporting on and tracking progress of current and future capital projects and programs.

District Employee Home Purchase Assistance and Rental Programs

The Mammoth Community Water District (MCWD) values its employees and has adopted two policies which address local housing challenges. The policies include an Employee Home Purchase Assistance Policy designed to facilitate home ownership for District employees and a Housing Rental Policy which supports District employees living in or near the Town of Mammoth Lakes by providing rental housing assistance. Both policies are designed to promote and support retention, and also provide an incentive for recruiting potential employees to ensure the District maintains the most skilled and professional workforce possible.

- The District currently has 11 employees participating in the EHPAP program: 7 in the shared value option, 2 in the shared value/loan option, and 2 in the loan only option.
- The District currently has 11 rental units occupied by MCWD staff. The District maintains a waiting list which currently has 2 staff members who may be interested in District owned rental units. District management staff will continue to monitor local economic conditions with regards to potential opportunities to increase the number of rental units available for staff.

Water Conservation and Supply Update

The Operations Superintendent provided a quarterly water supply report (see agenda item C-2) which evaluates the existing surface and groundwater conditions and projects supply and demand ratios for the next quarter. The report shows that the District will have an adequate supply to meet demand and recommends that the District remains at Water Conservation Level 0.

The District's various levels of water conservation measures are designed to balance water use with ongoing conservation needs for maintaining a consistent water supply for our community during both heavy water years and drought years. Staff are continually monitoring the District's water supply and demand conditions and based on this analysis make recommendations to the Board regarding water conservation levels.

Water and Wastewater

Water Operations continues to utilize surface water as the community's primary water source.

Total water produced in June 2024 was 91.5 million gallons, which is up from the 47.8 million gallons produced in June 2023. Water sources included 80% surface water, 8% groundwater and 12% recycled water. Currently, Lake Mary has a balance of 606 ac/ft, which is 100% of the District's total surface water storage capacity.

Total wastewater treated in June 2024 was 38.4 million gallons, which is down from the 60.3 million gallons treated in June 2023. (See B-1 Operations Department Report for more details.)

Financial Management

The District's 2025 fiscal year reflects revenue tracking slightly above budgeted projections with expenses tracking just below budgeted projections. Finance Department activities over the past month focused on working with the new auditing firm in preparation for the annual audit. (See B-3 Finance Department Report for more details.)

Letters of Support, Contracts and Agreements

- Signed Master Services Agreement with UES to provide Hydrogeology Support to the District.
- Signed Task order #1 with UES for hydrogeologic support related to the installation of additional monitoring wells at Laurel Pond in the amount of \$62,785.

Departmental Activities

- Engineering Department staff continue supporting operation and maintenance activities along with working on the many active and planned construction projects at the District and throughout the community. (See B-4 Engineering Department Report for more details.)
- Regulatory Services Division staff continue to provide regulatory support for community fuels reduction projects, conservation efforts monitoring and notifying customers of water leaks, processing rebates, administering Backflow and FOG programs, and PR/advertising support. (See B-7 Regulatory Services Division Report for more details.)
- Personnel Services Department activities included updating job descriptions, workforce planning, and communicating with L12 Union as needed. (See B-6 Personnel Services Department Report for more details.)
- Information Services Department staff continue to support all of the District's technology needs. (See B-5 Information Services Report for more details.)
- Operations Department staff continue to monitor water and wastewater production for compliance with all State Water Resources Control Board regulations. (See B-1 Operations Department Report for more details.)
- Maintenance Department staff continue working on in-house construction projects and meeting maintenance goals and requirements. (See B-2 Maintenance Department Report for more details.)

Projects/Related

Fuels Reduction Projects

The General Manger and District Regulatory Staff continue to participate in the Whitebark Institute's Eastern Sierra Climate and Communities Resilience Project (ESCCRP) and associated Financial Advisory Team meetings.

MCWD, along with other local stakeholder agencies, signed an MOU with Blue Forest Financial to explore

stakeholder benefits related to expanding funding options for forest fuels reduction projects. Blue Forest Financial will study and report how forest fuels reduction projects benefit local stakeholders related to funding. Blue Forest utilizes this approach to assign agencies with potential funding responsibilities managed through a Forest Resilience Bond. A Forest Resilience Bond could ultimately provide additional forest treatment capacity.

MCWD Code and Policy Review and Update

MCWD staff and the Board ad-hoc committee continue to work on reviewing and updating the District's Code and policies. This extensive project will bring the District's Code into alignment with current laws and practices.

The MCWD Code Book has three chapters remaining. Staff and legal counsel are currently working on extensive updates to Chapters 11 and 12, the MCWD Sewer Code and Water Code respectively. The current focus is to restructure the two Codes in relation to Engineering Permit Fees. These fees are being restructured to align more closely with the District's actual permit process and will also lead to a revision in the Master Fee Schedule. As part of this proposed restructuring, Chapters 11 and 12 would be repealed and renamed as the MCWD Sewer Code and the MCWD Water Code respectively. The final remaining chapter contains procedures for environmental review of District projects. Staff have started working on the policy to replace the Code language and it should be ready for Board review and adoption in the coming months.

Water and Wastewater Capacity Fee Study

MCWD staff have identified the need to perform a Water and Wastewater capacity fee study. The new study will update the connection fee structure which was last updated following the District's 2019 water and wastewater connection fee study. An RFP has been sent out to select a qualified consultant to support the project. Staff will be working with the Board ad-hoc committee over the next few months to complete this project with the goal of implementing the new fee structure in alignment with the FY 2026 budget year.

Capacity fees, also known as connection or developer fees, are one-time capital charges assessed against a new development to recover the proportional share of capital facility investment previously constructed or planned to be constructed to accommodate growth. Capacity fees are codified in California Code and must reflect a link between the fee and the benefit received by a new connection to the system.

LAFCO Municipal Services Review (MSR) and Sphere of Influence Recommendation

LAFCO has prepared a draft updated MSR for MCWD and has submitted it to staff for review. The MSR and any recommendations may influence future policy decisions related to water and sewer service for the greater Mammoth area including the Mammoth Mountain Main Lodge Redevelopment Project.

LAFCO also met on June 13, 2024, when there was a call for nomination for two vacancies: one Special District Member and one Alternate Special District Member. Two applications were received with Jeffrey Sutch, Mammoth Lakes Fire Protection District, being appointed to the open seat and Gary Thompson, Mammoth Community Water District, being appointed to the alternate seat. The Alternate may be requested to sit in for either Special District seat. The next LAFCO is tentatively scheduled at 3 p.m. on October 10, 2024. (See B-7 Regulatory Services Department Report for more details.)

Alterra/MMSA Main Lodge Development

Alterra/MMSA has proposed a Main Lodge redevelopment Master Plan and submitted environmental scoping documents for their project to the TOML which listed a new on-site package treatment plant to handle their wastewater needs. The District provided comments on project scoping documents and will continue to stay

apprised of any potential changes as the project develops. (See B-4 Engineering Department Report for details.)

MCWD Water Discharge Requirements (WDR)

Lahontan staff reviewed and provided feedback on a proposal by MCWD for completing a study of the Laurel Pond area to better identify the appropriateness of specific use classifications. Specifically, Lahontan staff expressed concerns regarding the sampling depth of recently constructed Laurel Pond monitoring wells. The proposed study would likely take up to four years after which time Lahontan will provide comments on updating the District's WDR which has the associated potential for treatment process changes at the WWTP. (See B-4 Engineering Department Report for more details.)

AGENDA ITEM

Subject: Discuss and Consider Adopting Resolution No. 07-18-24-17 Calling for the 2024 District Election and Consolidating it with the Mono County General Election

Information Provided By: Mark Busby, General Manager and Board Secretary

Background

A statewide general election is scheduled to be held in Mono County on Tuesday, November 5, 2024. For many years the District has consolidated its election with Mono County and the elections have been run through the County's Elections Office. This year the Mono County Clerk-Recorder-Registrar is requiring, per Elections Code Section 10403, the MCWD Board to submit a resolution requesting the District's election be consolidated with the November 5 general election.

Attached is a proposed resolution to request election services from the Mono County Clerk-Recorder-Registrar to fill three vacancies of the Mammoth Community Water District Board of Directors, whose regular terms expire November 30, 2024. Additionally, the resolution states the qualifications of a nominee and if the candidate or District will pay the cost of publishing the Candidate's Statement of Qualifications. Once adopted, this resolution needs to be submitted to the Mono County Clerk-Recorder-Registrar before July 31.

The candidate filing period for this year opens July 15, 2024, and closes August 9, 2024 (or August 14, 2024, if an incumbent fails to file).

Fiscal Impact

The most recent election that had more candidates file for a MCWD Director's seat than there were available was 2018. There were three open seats and the District's pro-rated share of the election costs was \$2,500.

RESOLUTION NO. 07-18-24-17

**A RESOLUTION OF THE BOARD OF DIRECTORS OF THE
MAMMOTH COMMUNITY WATER DISTRICT
CALLING THE NOVEMBER 5, 2024, DISTRICT ELECTION, ORDERING ELECTION,
REQUESTING COUNTY ELECTIONS TO CONDUCT THE ELECTION,
REQUESTING CONSOLIDATION OF THE ELECTION,
AND SPECIFICATIONS OF THE ELECTION ORDER**

WHEREAS, pursuant to Elections Code Section 10002, the governing body of any city or district may by resolution request the Board of Supervisors of the county to permit the county elections official to render specified services to the city or district relating to the conduct of an election and the city or district shall reimburse the county in full for the services performed upon presentation of a bill to the city or district;

WHEREAS, the resolution of the governing body of the city or district shall specify the services requested;

WHEREAS, pursuant to Elections Code Section 10402.5, any state, county, municipal, district, and school district election held on a statewide election date pursuant to Section 1002 shall be consolidated with the statewide election and the procedural requirements prescribed for that type of election shall be construed as if this section were specifically set forth in the provisions relating to that election;

WHEREAS, pursuant to Elections Code Section 10403, whenever an election called by a district, city or other political subdivision for the submission of any question, proposition, or office to be filled is to be consolidated with a statewide election, and the question, proposition, or office to be filled is to appear upon the same ballot as that provided for that statewide election, the district, city or other political subdivision shall, at least 88 days prior to the date of the election, file with the board of supervisors, and a copy with the elections official, a resolution of its governing board requesting the consolidation, and setting forth the exact form of any question, proposition, or office to be voted upon at the election, as it is to appear on the ballot, and acknowledging that the consolidated election will be held and conducted in the manner prescribed in Section 10418, and upon such request, the Board of Supervisors may order the consolidation;

WHEREAS, the resolution requesting the consolidation shall be adopted and filed at the same time as the adoption of the ordinance, resolution, or order calling the election;

WHEREAS, pursuant to Elections Code Section 10400, such election for cities and special districts may be either completely or partially consolidated;

WHEREAS, various district, county, political subdivision, and statewide elections have been or may be called to be held on November 5, 2024; and

WHEREAS, a statewide general election will be held within the County of Mono on Tuesday, November 5, 2024, and it is the Mammoth Community Water District’s policy to hold its elections for Directors on the same date as the statewide general election on the first Tuesday after the first Monday in November in even numbered years in order to promote interest in the election and to reduce costs for ratepayers.

NOW, THEREFORE, BE IT RESOLVED AND ORDERED THAT the Board of Directors of the Mammoth Community Water District hereby orders an election to be called and consolidated with any and all elections also called to be held on November 5, 2024 insofar as said elections are to be held in the same territory or in territory that is in part the same as the territory of said District and requests the Board of Supervisors of the County of Mono order such consolidation under Elections Code Section 10400; and

BE IT FURTHER RESOLVED AND ORDERED that said Board hereby requests the Board of Supervisors to permit the Mono County Elections Department to provide any and all services necessary for conducting the election; and

BE IT FURTHER RESOLVED AND ORDERED that the Mono County Elections Department conduct the election for the following offices on the November 5, 2024 ballot:

<u># of Seats</u>	<u>Office Title</u>	<u>Term</u>	<u>District/Division (if app)</u>
3	Director	4 years	N/A – At large

No election will be held if there are an insufficient number of nominees.

The qualifications of a nominee of an elective officer of the Special District are as follows:

Must be a registered voter residing within the legal boundaries of the Mammoth Community Water District

The candidate is responsible for paying the cost of publishing the Candidate's Statement of Qualifications of no more than 200 words in the Voter's Information Guide at the time of filing his/her statement.

CHECK ONE: YES
NO The District/City will pay the cost of publishing the Candidate's Statement of Qualifications.

A current map showing the boundaries of the district and the boundaries of the divisions of the district, if any, with a statement indicating in which divisions a director is to be elected and whether any officer is to be elected at large is attached.

CHECK ONE: YES
NO No changes, map on file.

The District agrees to reimburse the Registrar of Voters for actual costs incurred to conduct the District election, such costs to be calculated by the method set forth in the County's current Election Cost Allocation Procedures, and billed to and paid by the District after the November 5, 2024 general election.

In accordance with subdivision (b) of Elections Code Section 10551, the District hereby certifies that it will use the following method of selecting a winning candidate for Director in case of a tie vote at the November 5, 2024 general District election:

Upon notification of a tie by the Registrar of Voters, the District Secretary will notify the candidates who have received the tie votes and order those candidates or their designated representatives to appear before the Board of Directors for a determination of the winner at the time and place designated by the Board. At the designated time and place, the Board will determine the tie by a drawing of lots conducted by the Board President, or their designee, and the winner of the drawing shall be declared the winner by the Board.

In accordance with Elections Code sections 1303(b), 10509 and 10522, the Board authorizes and directs the Secretary to execute and seal this resolution, and to deliver the signed and sealed resolution to the Mono County Registrar of Voters, who shall, as required by law, submit this Resolution to the Mono County Board of Supervisors on the District's behalf.

PASSED AND ADOPTED by the Board of Directors of the Mammoth Community Water District at a regular meeting held on July 18, 2024, by the following vote:

AYES:

NOES:

ABSTAIN:

ABSENT:

MAMMOTH COMMUNITY WATER DISTRICT

Thomas R. Smith
President, Board of Directors

Attest:

Mark Busby
Secretary, Board of Directors

AGENDA ITEM

Subject: Water Supply Update

Information Provided By: Clay Murray, Operations Superintendent

Background

Due to the sustained low snowpack resulting in multi-year drought conditions from April 2012 through 2015, the staff recommended the Board implement various levels of water restrictions to conserve water supplies. With the record drought recorded in the winter of 2014-15, the Board implemented Level 3 water conservation measures in April 2015 through April 2017. After a massive winter in 2017, the Board modified the conservation level to Level 0 and requested that the Water Supply Update be produced on a quarterly basis. The District is currently operating under water conservation Level 0 which was approved in March 2024 following staff recommendations on the Water Supply Update. The purpose of this update is to provide an analysis of supply and demand patterns.

Discussion

Staff reviewed the status of both surface water and groundwater sources and compared the available supplies against historical monthly demands. From this analysis staff projected demands and our ability to meet those demands.

Surface water: Surface water from Lake Mary provided 94% of our supply in the 2nd quarter and is contributing 91% of the current supply. A total of 472 ac-ft of surface water was supplied from April through June. Lake Mary is full and stream flows are above the requirement to allow for direct diversion. A total of 606 ac-ft is stored in Lake Mary and will remain available for use once stream flows are below the requirement.

Surface water will be the primary source of supply for the next quarter using a direct diversion. The current flows are slightly above the stream flow requirement and are expected to fluctuate below the requirement toward the end of the 3rd quarter.

Groundwater: Engineering staff closely track groundwater levels in all nine of the District's production wells, and have conducted an aquifer monitoring analysis of over 30 years of groundwater data spanning multiple drought periods. This analysis indicates that multiple wet or normal years are required to recover the aquifer following a multi-year drought. This example was demonstrated by the 2012 – 2015 drought and the massive winter of 2017. The recharge that was experienced in 2017 did not recover the aquifer to predrought levels and it took 2 more normal and above normal snow years to see complete recovery. This pattern will continue until multiple wet or normal years reduce dependence on groundwater production and allow the aquifer to recharge to pre-drought conditions. Engineering recently updated aquifer monitoring analysis by including all values recorded in 2023. The analysis determined that the

large winter and subsequent run off, coupled with a reduction in groundwater usage, has given the opportunity for some aquifer recharge. By meeting most demand with surface water supplies there was only 40 ac-ft of groundwater used since the beginning of the year. Aquifer levels continue to show a positive trend with the lack of pumping and some continued recharge during the spring run-off.

Demand: Water production for the previous quarter was as follows:

April, 108 ac-ft

May, 143 ac-ft

June, 249 ac-ft

The total demand for this quarter was 500 ac-ft. This is 0.6% or 3 ac-ft more than the projected volume of 497 ac-ft.

Demand Projections: The demand projection for the July - September quarter is 815 ac-ft and is based on the average water consumption since 2011.

July, 300 ac-ft

August, 287 ac-ft

September, 228 ac-ft

Conclusion and Recommendation

Current surface water supplies can meet most of the demand with very little supplemental usage of groundwater. Groundwater levels are continuing to trend upward with the reduced dependence on well water. Staff are recommending no change to the current water conservation level of 0 as both ground and surface water supplies are sufficient to meet the summer irrigation demands.

AGENDA ITEM

Subject: Presentation of the MCWD 2023/2024 Annual report on Key Projects, Programs, and System Improvements

Information Provided By: Michael Draper, Principal Administrative Analyst

Background

The General Manager's Office Annual Report highlights important District activities and developments from the past fiscal year. The Report is completed annually by the Regulatory Services Division (RSD). This is the fifth year RSD has produced the report.

Discussion

This year's report highlights include: Twin Falls lift station repairs, Lake Mary Treatment Plant Clearwell generator installation, sewer collection system upgrades, Hwy 203 sanitary sewer line upgrade, Equalization Building roof replacement, Tank T-8 replacement, Eastern Sierra Climate and Communities Resilience Project support, conservation and permitting achievements, community support, and the California Water Environment Association Wastewater Treatment Plant award for the 2023 Sierra Section Plant of the Year (small plant category) and Sierra Section's Laboratory Person of the Year award. The report will be published on the District's website and noticed via a Press Release and social media postings.

Fiscal Impact

There is no fiscal impact to the District.

Requested Action

Informational only.

MAMMOTH COMMUNITY WATER DISTRICT

ANNUAL REPORT 2023-2024



PO Box 597 | 1315 Meridian Blvd.
Mammoth Lakes, CA 93546
Tel. 760.934.2596
www.mcwd.dst.ca.us

MESSAGE FROM THE GENERAL MANAGER

MARK BUSBY
General Manager

As General Manager, it continues to be my privilege to serve the community and to work with a very collaborative and team-oriented staff in support of their many achievements accomplished over the past year. Mammoth Community Water District's past fiscal year, April 1, 2023 through March 31, 2024, was filled with many new challenges related to the 2023-2024 historic winter snowfall as well as many achievements. Within this report, you'll learn about long-term strategic planning, community support and partnerships, award-winning staff and facilities, community development activities, improvements made to our water and wastewater systems, as well as conservation efforts on many fronts. All these accomplishments were made possible by the support of our Board of Directors, ratepayers, and a very talented District team. I look forward to continuing to build on the positive relationships with staff and our community, and working towards common goals. Looking to the future, we will continue to innovate and improve the District's water and wastewater systems while maintaining strategic planning efforts and initiatives that reflect our commitment to delivering the highest quality water and reliable services to our customers for the present and future.

MCWD AT A GLANCE

BOARD OF DIRECTORS

TOM
CAGE

DENNIS
DOMAILLE

ELIZABETH
HYLTON

TOM
SMITH

GARY
THOMPSON

Mission statement:

The Mammoth Community Water District is committed to carefully and effectively managing and maintaining our local water resources. The District provides water and wastewater services to meet the health and safety needs of the community. All work is conducted in a safe, financially sound, and high quality manner. We are committed to our customers and the environment in which we live.

The Mammoth Community Water District (MCWD) was founded in 1957 and has consistently provided reliable water and wastewater services to the community of Mammoth Lakes, California. All of MCWD's water resources are located in the Mammoth Basin, no water is imported to the service area. Sources of water include surface water, groundwater, and recycled water. Surface water from Lake Mary, and groundwater from nine production wells, is treated by the District and distributed to customers using over 80 miles of water lines, eight storage reservoirs, and three treatment plants. Water is transported within an elevation range between 7,520 and 8,620 feet.

Strategic Planning:

At the beginning of each year, District staff engage the Board of Directors in a thorough review of the District's Strategic Plan for the purpose of developing long-term strategic operational goals and capital improvement planning. Review and discussion of the Plan is conducted via a public workshop, where members of the public are welcome to attend and comment. The Plan is a living document and helps staff align the District's strategic goals with its day-to-day activities, mission statement, core values, and overall operations plan. The plan integrates directly with the annual budgeting process. In FY24, two metrics were added to the Plan, "Water Resource and Wastewater Management & Planning" and "Operations & Maintenance".

UPGRADES AND MAINTENANCE

The District is constantly enhancing and preserving its assets to meet demands and adhere to regulations. Each project is a chance to introduce creative solutions, enhance efficiency, and enhance the system for the advantage of our customers and the environment.

LAKE MARY
ELEV. 8910
INYO National Forest

Twin Falls Lift Station Electrical Motor Control

The large winter of 2022-2023 caused the facility to lose power for over 40 days. Heavy snowfall and limited ability to move equipment and snow around at this location resulted in the site freezing and flooding, permanently damaging the electrical and mechanical equipment. The facility was not supported by a temporary generator due to its remote location and limited space surrounding it. Staff were able to access the site in late spring and assess the damage. Then, the entire electrical motor control system was replaced, and vulnerable equipment was relocated to a location less susceptible to flooding. This site was returned to normal operations in late fall and is now hardened from future long term power outages.

Sewer Collection System Upgrades

This year the District contracted with three different contractors for specialized repair services to our wastewater collection system. Staff identified eleven locations of heavy ground water infiltration into the system and used a high-pressure grout injection system provided by one of the contractors to fix four line segments and seven manholes. Staff also installed eleven top hat repairs at service lateral entry points, rechanneled six manhole bases, replaced six manhole frames and covers, and preformed four sewer spot repairs. These repairs prevent water and root intrusions from happening. Lastly, the District had 6,497 feet of Cure In Place Pipe Lining (CIPP) installed. This is a tried-and-true method of restoring the integrity of older collection systems. This builds the District's inventory of lined pipe to over 78,500 feet or 19% of the total system.

Lake Mary Treatment Plant Clearwell Generator

The long-term power outages of the 2022-2023 winter brought to light the need for a power solution at this location. Uninterruptible Power Source (UPS) devices have been used in the past, however they only provide a short term, 4-6 hour, solution. To provide power for a longer duration, the District purchased a small generator and installed controls that monitor the batteries of the UPSs. Now the generator will be used to charge the system, preventing interruption. This allows for efficient use of the limited fuel supply of the generator and assures that, when running, all of the generator's power is being used.

ENGINEERING

The District has a talented in-house staff able to complete many technical projects. This saves the District money over hiring outside contractors and allows work to be completed on a time frame that works best for overall operations. This year, the Engineering Department designed several projects for staff to complete, leaving only the need for specialized tasks to be done by contractors .



Equalization Building Roof Replacement

The historic snows of the 2022-2023 winter combined with the springtime rain event resulted in many building structural failures around town. One of these structures was the roof of the MCWD Equalization Basin Pump Building (EQ Building). This building houses the essential pumping equipment for the operation of the MCWD Wastewater Treatment Plant (WWTP). The EQ Building was originally constructed in 1980 and has been repaired over the years. The record snowfall combined with the spring rain event resulted in significant loading which caused the truss tails along the southwest corner of the building to fail. After the failure of the roof, District staff mobilized to remove snow from the building to prevent the damage from worsening. District staff took the opportunity to revise the design of the roof in order to resolve minor operational deficiencies. The center crown of the previous design resulted in drainage and ice issues on the front side of the building, the revised design was a mono slope design that drains entirely to the backside of the building. Additionally, rather than follow minimum current loading standards, District staff proactively used the upcoming ASCE 7-22 snow load standards, resulting in a far greater design load. The waterproofing roof membrane was installed by a reputable company which provides a 20-year guarantee on their product. This project was identified as a critical emergency project, and the roof was replaced during the 2023 construction season after the damage was incurred. The exterior work was completed prior to any significant precipitation events and interior work has since been completed.

ENGINEERING

Hwy 203 Sanitary Sewer Line Upgrade Project

The Engineering and Maintenance Departments collaborated to design 130 feet of new sanitary sewer line from Center Street into Hwy 203, installed by the MCWD construction crew. The project was necessary to increase sewer capacity, accommodating for future growth, and to provide operational redundancy. A larger diameter line was installed, which ties into the Main Street trunk line approximately 30 feet downstream of the existing Center Street tie-in, parallel with the original line left in-service. This approach allowed the new line to be constructed with no diversion, reducing cost and risk of a sanitary sewer spill. Additionally, the parallel lines allow for easy diversion during future maintenance work. The MCWD successfully completed the project during September and October 2023. Traffic Management Inc. was hired to perform traffic control throughout the project, including during the final paving process which was completed by Black Gold asphalt of Mammoth Lakes.



ENGINEERING

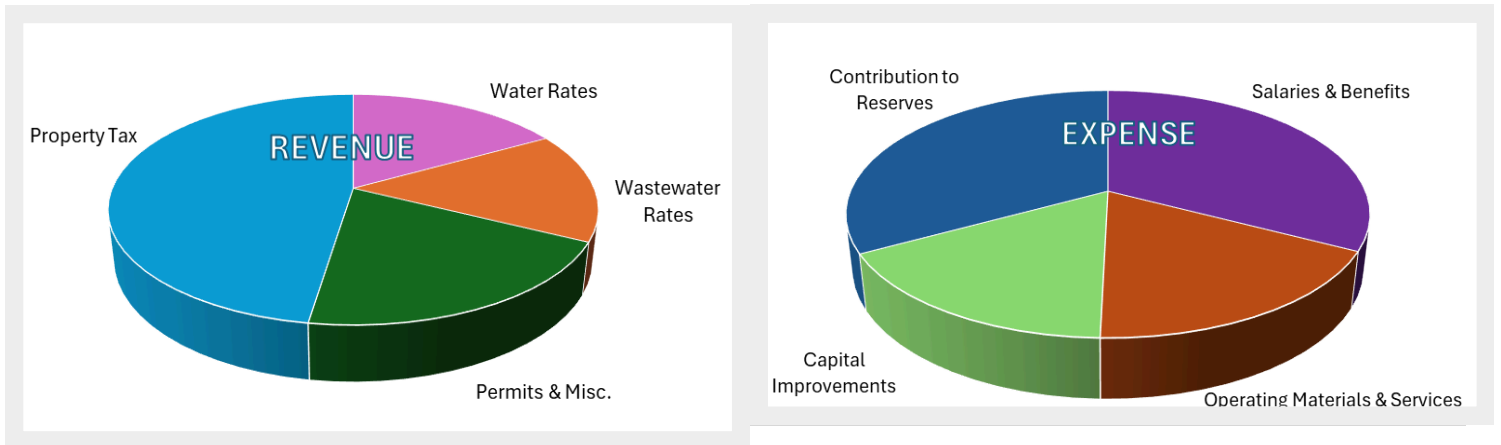
Tank T-8 Replacement

Tank T-8 (Forest Trail Tank) is a potable water reservoir located on USFS land above Forest Trail, and is the only tank connected directly to the most populated pressure zone (Zone 4) in the Mammoth water distribution system. This tank is crucial for absorbing pressure changes in Zone 4 and operating Well 1. T-8 was originally constructed as a 1,000,000-gallon bolted steel tank in 1995 but had only been operating at half capacity for the last 15 years due to leaking issues. The tank partially failed in April 2023 under large snow loads, rendering the tank unusable. It was determined that a welded steel tank was more appropriate for the size and climatic conditions of the tank, and a design-build RFP was put out in June 2023. Staff obtained all necessary permits to complete the work, and the demolition began in August 2023. The entire tank and the foundation were demolished except for the footings, which were re-used. The new tank is approximately nine-feet taller to prevent accidental discharge resulting from potential earthquakes and has a significantly higher snow load capacity than the previous tank. Work was completed in November 2023, and the tank is now operable for the foreseeable future.



DISTRICT FINANCES

The District receives sufficient revenue to provide water and wastewater services and to maintain reserve funds for financial resilience and required infrastructure projects.



CONSERVATION



Leaks

Utilizing the Automated Metering Infrastructure hourly water use data, staff are able to identify leaks and notify customers before they receive a high bill or experience property damage. Customers are also now able to enroll in automated notifications from our leak detection system. In 2023, 336 customers were notified of leaks.

Indoor Rebate Programs

The District continues to incentivize water conservation by providing customers with rebates when upgrading to new dishwashers, toilets, and/or clothes washers. This year, \$33,388 were provided to customers for rebates, and the estimated total water savings resulting from these upgrades is 608,004 gallons!



22 Dishwasher rebates



12 High-efficiency toilet rebates



18 Clothes Washer rebates

PARTNERSHIPS IN THE COMMUNITY

Eastern Sierra Climate and Communities Resilience Project (ESCCRP)

The District continued to support the ESCCRP in their efforts to complete fuels reduction within and surrounding the Town of Mammoth Lakes. District staff supported the closeout of Sierra Nevada Conservancy (SNC) Grant 1094, a grant received by the Mammoth Lakes Fire Safe Council in 2018 for fuels reduction in the Lakes Basin, the headwaters of Mammoth Creek. The District is part of the ESCCRP Financial Advisory Team which meets monthly. This year, the ESCCRP focused on CEQA/NEPA analysis of 10,000 acres surrounding the Town and completing fuels reduction at three Town-owned parcels. A Statement of Purpose was finalized for the Financial Advisory Team to further define the role of the group, including the goal to reduce the funding gap for forest treatments. Additionally, the Statement of Purpose agrees to partner with Blue Forest, a non-profit conservation finance organization that leverages Forest Resilience Bonds to make restoration projects happen. Through this partnership, the ESCCRP will have greater opportunities to fund forest treatment projects in and surrounding the District's service area.

In addition to MCWD's participation with the ESCCRP and assistance on the SNC Grant, RSD staff provided signage in the Lakes Basin during fuel reduction treatment in October and November. The signage provided information to the public about the need for the project, the goals, and the local agencies supporting the project.



Community Support

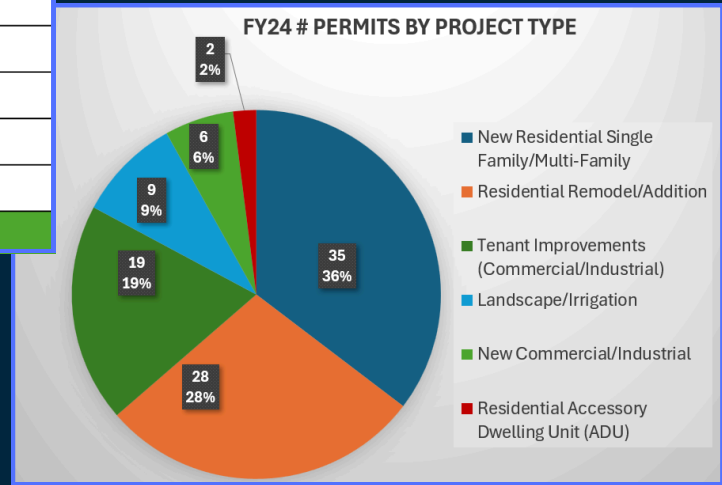
The District continues to be an integral part of the Mammoth community by providing support where opportunities exist. The District's Water Bar has continued to provide refreshing drinking water at events free of charge. The Water Bar was set up at the Mammoth Lakes' 4th of July parade outside of Footloose Sports, at the Bluesapalooza beer and music festival, and at the Mammoth Shakespeare Festival. The second Water Bar, stationed at The Village, continued to be utilized for the numerous events held there, including the Jazz Fest, Reggae Festival, Wine Weekend, and Mammoth Rocks festival.

The District also purchased a hockey rink board-banner in support of the Mammoth Lakes Community Recreation Center (CRC). The hockey rink board-banner displays the District logo and slogan, "Clean and refreshing mountain water straight to your tap!" The CRC had its grand opening on January 27. MCWD staff attended the event and set up a booth to provide free conservation items, District swag, and general information about the District's operations and conservation efforts.

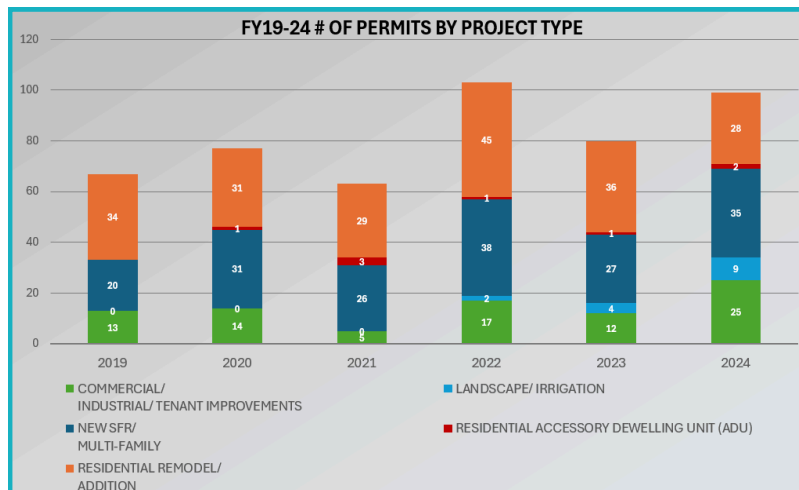
The Regulatory Services Division continued to attend public events where we had the opportunity to disseminate information to customers related to conservation and general operations. In 2022-2023, RSD staff set up a booth at the Mammoth Lakes Sustainability Fair and the Trails Neighborhood Block Party. Both events were well attended and provided staff the opportunity to give away water conservation tools and discuss current water-use prohibitions and the goals of the District.

MCWD PERMITTING IN THE COMMUNITY

FY2023-2024	PROJECTS
New Residential Single Family/Multi-Family	35
Residential Remodel/Addition	28
Tenant Improvements (Commercial/Industrial)	19
Landscape/Irrigation	9
New Commercial/Industrial	6
Residential Accessory Dwelling Unit (ADU)	2
Grand Total	99



FY	COMMERCIAL/ INDUSTRIAL/ TENANT IMPROVEMENTS	LANDSCAPE/ IRRIGATION	NEW SFR/ MULTI-FAMILY	RESIDENTIAL ACCESSORY DEWELLING UNIT	RESIDENTIAL REMODEL/ ADDITION	YEAR TOTALS
2019	13	-	20		34	67
2020	14	-	31	1	31	77
2021	5	-	26	3	29	63
2022	17	2	38	1	45	103
2023	12	4	27	1	36	80
2024	25	9	35	2	28	99
Totals	86	15	177	8	203	489



AWARDS

The Mammoth Community Water District and Laboratory Supervisor, Bruce Medhurst, were recognized by the California Water Environment Associate (CWEA), Sierra Section for 2023 awards. The District was named the Sierra Section's Collection System of the Year in the small plant category (5 MGD), and Mr. Medhurst received the Sierra Section's Laboratory Person of the Year award. The Collection System of the Year award is given in recognition of outstanding maintenance programs, regulatory compliance, and safety and training procedures, and is awarded in three categories, small, medium and large. The Laboratory Person of the Year award recognizes involvement in projects that advance the science of laboratory technology and an individual's contributions to CWEA. The award was presented at the CWEA Sierra Section Awards Banquet on March 23, at the Atlantis Casino Resort in Reno, NV.



Bruce Medhurst accepting the Laboratory Person of the Year award from Kaylen Prior, CWEA Sierra Section President.

MCWD Staff accepting the Collection System of the Year award from Kaylen Prior, CWEA Sierra Section President. From left to right: Bobby Larson, Jessy Ruiz, Aaron DeRue, Trevor English, Robert Gonzalez, and Tim Brooks.





MAMMOTH COMMUNITY WATER DISTRICT
Post Office Box 597
Mammoth Lakes, California 93546-0597

NOTICE OF AN INVESTMENT COMMITTEE MEETING

NOTICE IS HEREBY GIVEN that the Investment Committee of the Board of Directors of the Mammoth Community Water District will hold an **INVESTMENT COMMITTEE MEETING** on **WEDNESDAY, JULY 17, 2024** at **12:00 P.M.**

Please Note:

Members of the public will have the opportunity to directly address the District Board of Directors concerning any item listed on the Agenda below before or during consideration of that item.

Please Note:

*Director Hylton will be participating by video/teleconference from the following location:
11266 Pine Beach Peninsula, Brainerd, MN 56401*

The agenda items are:

1. Review Management of Investment Accounts with Advisors from Chandler Asset Management, Inc. (CAM)
2. Provide Direction to General Manager to Maintain or Change Current Allocation of Investments, Maintain or Change Specific Investments, or Make a Combination of Changes to Allocations or Investments to Meet Cash Flow Objectives

The meeting will be held in the conference room at the District facility located one mile east of Old Mammoth Road on Meridian Boulevard, just off Highway 203, Mammoth Lakes, California.

A handwritten signature in blue ink, appearing to read "Mark Busby".

MARK BUSBY
General Manager

Date of Issuance: Friday, July 12, 2024

07/17/2024

MCWD Investment Committee Meeting

Posted: MCWD Office

MCWD Website: www.mcwd.dst.ca.us

cc: Members, Board of Directors

Town of Mammoth Lakes

KMMT, KIBS, KSRW Radio

If you are an individual with a disability and need assistance or accommodation to participate in this Board meeting at any time, please call Leanna Block at (760) 934-2596, ext. 218, or email Mrs. Block at: LBlock@mcwd.dst.ca.us.

Documents and material relating to an open session agenda item that are provided to the Mammoth Community Water District Board of Directors less than 72 hours prior to a regular meeting will be available for public inspection and copying at the District facility located at 1315 Meridian Boulevard, Mammoth Lakes, California.

INVESTMENT REPORT

Mammoth Community Water District | Account #10652 | As of June 30, 2024

CHANDLER ASSET MANAGEMENT | chandlerasset.com

Chandler Team:

For questions about your account, please call (800) 317-4747,
or contact clientservice@chandlerasset.com

TABLE OF CONTENTS



Mammoth Community Water District | Account #10652 | As of June 30, 2024

SECTION 1 | ECONOMIC UPDATE

SECTION 2 | ACCOUNT PROFILE

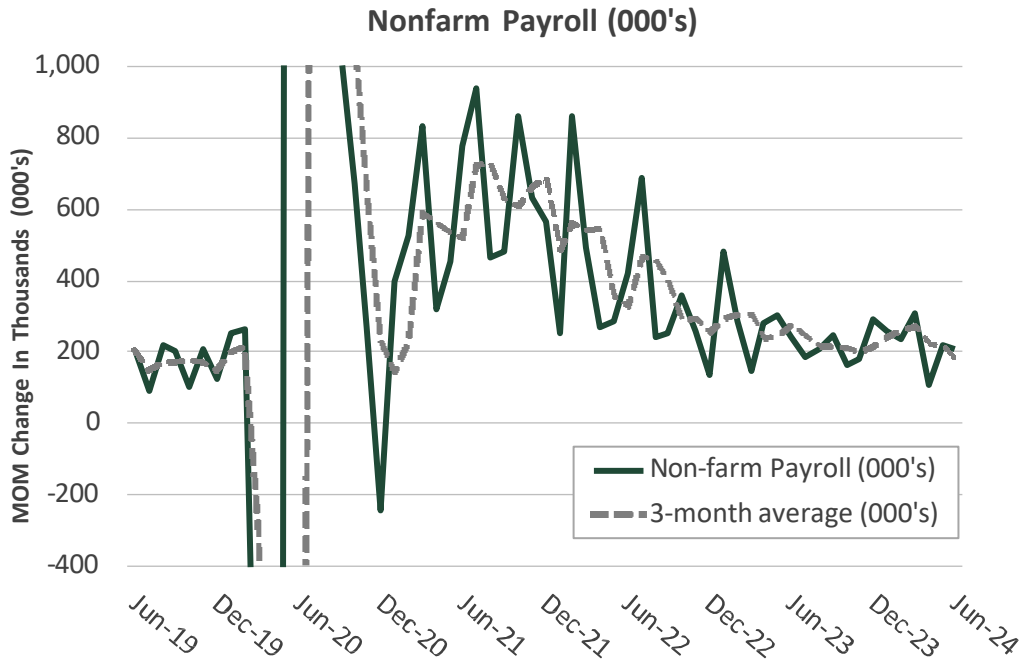
SECTION 3 | CONSOLIDATED INFORMATION

SECTION 4 | PORTFOLIO HOLDINGS

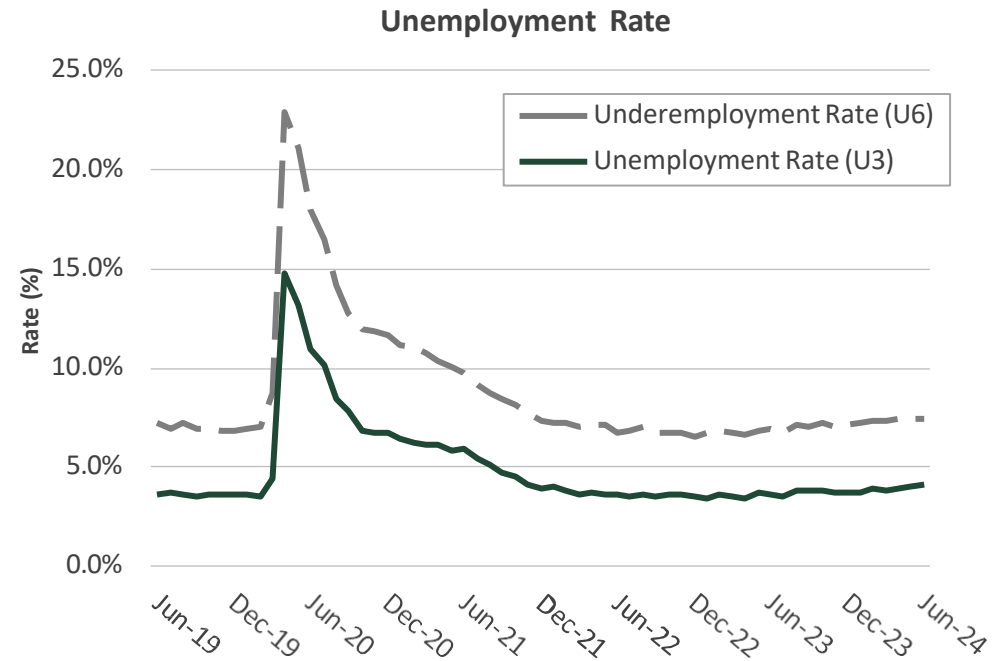
SECTION 5 | TRANSACTIONS

SECTION 1 | ECONOMIC UPDATE

- Recent economic data suggests positive but slower growth this year fueled by consumer spending. While the consumer has been resilient, growing credit card debt, higher delinquencies, and a moderating labor market pose potential headwinds to future economic growth. Inflationary trends are subsiding, but core levels remain above the Fed's target. Given the cumulative effects of restrictive monetary policy and tighter financial conditions, we believe the economy will gradually soften and the Fed will loosen monetary policy in 2024.
- As expected at the June meeting, the Federal Open Market Committee voted unanimously to leave the federal funds rate unchanged at a target range of 5.25-5.50%, emphasizing the need to see sustained evidence of easing inflation before considering any rate cuts. The FOMC's latest projections now suggest only one interest rate cut in 2024, with four more cuts expected in 2025 and a slightly higher long-term neutral rate. Additionally, the Fed continues to reduce its holdings of U.S. Treasury securities and agency mortgage-backed securities as per its predefined schedule of \$25 billion and \$35 billion per month.
- The US Treasury yield curve shifted lower in June as economic data moderated. The 2-year Treasury yield fell 12 basis points to 4.76%, the 5-year Treasury dropped 13 basis points to 4.38%, and the 10-year Treasury yield declined 10 basis points to 4.40%. The inversion between the 2-year Treasury yield and 10-year Treasury yield remained relatively stable at -36 basis points at June month-end versus -37 basis points at May month-end. The spread between the 2-year Treasury and 10-year Treasury yield one year ago was -106 basis points. The inversion between 3-month and 10-year Treasuries widened to -96 basis points in June from -91 basis points in May.



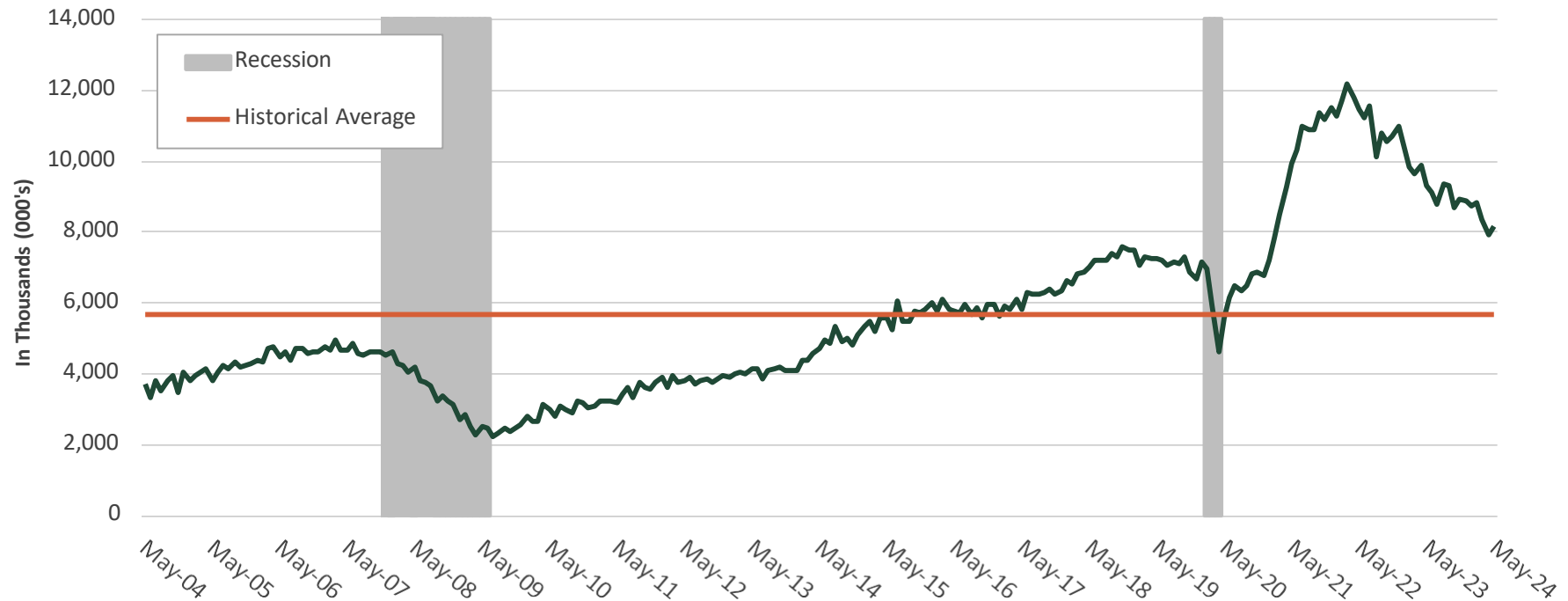
Source: US Department of Labor



Source: US Department of Labor

The U.S. economy added 206,000 jobs in June, remaining ahead of consensus expectations of 190,000 jobs. The gains were broad based, with government, health care, and social assistance posting the largest gains. The three-month moving average and six-month moving average payrolls have weakened from the first quarter to 177,000 and 222,000 respectively. The unemployment rate edged up to 4.1% in June, and the labor participation rate inched up to 62.6%, remaining below the pre-pandemic level of 63.3%. The U-6 underemployment rate, which includes those who are marginally attached to the labor force and employed part time for economic reasons held steady at 7.4%. Average hourly earnings rose 3.9% year-over-year in June, down from 4.1% year-over-year in May. The labor markets continue to show signs of cooling in line with the Federal Reserve’s view that there has been “substantial” progress towards better balance in the labor market between demand and supply for workers.

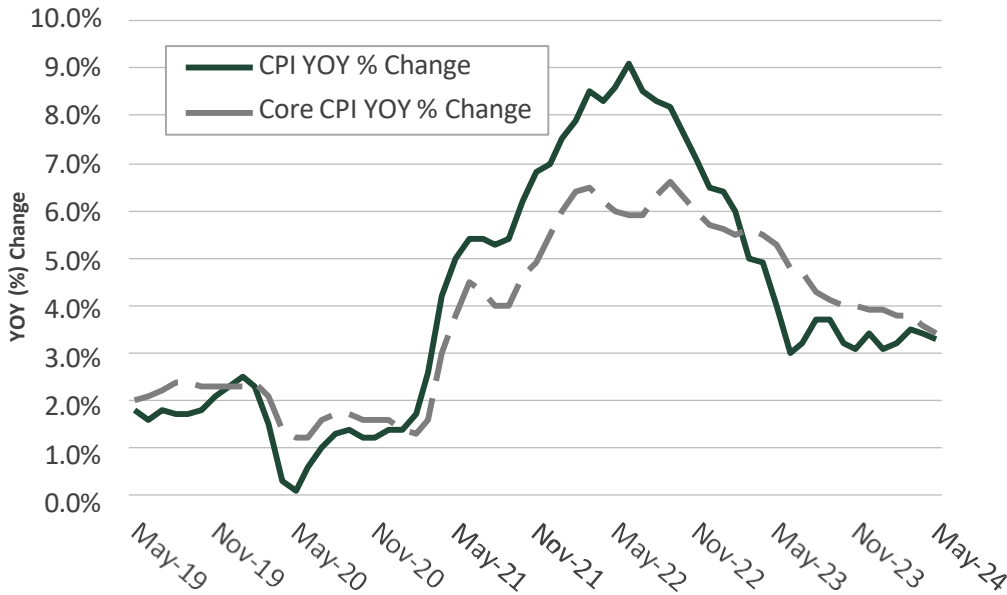
Job Openings



Source: US Department of Labor

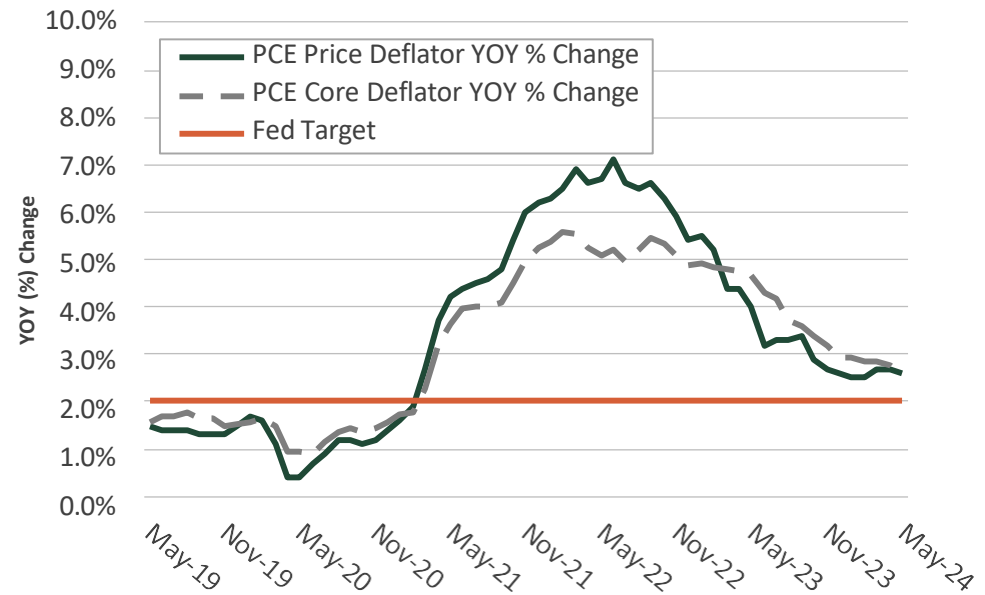
The Labor Department’s Job Openings and Labor Turnover Survey (JOLTS) increased to 8.140 million job openings in May from a downwardly revised 7.919 million in April. Job openings still represent a healthy ratio of around 1.2 jobs for each unemployed individual. While the current level of job openings remains elevated from a historical perspective, the trend is decelerating.

Consumer Price Index (CPI)



Source: US Department of Labor

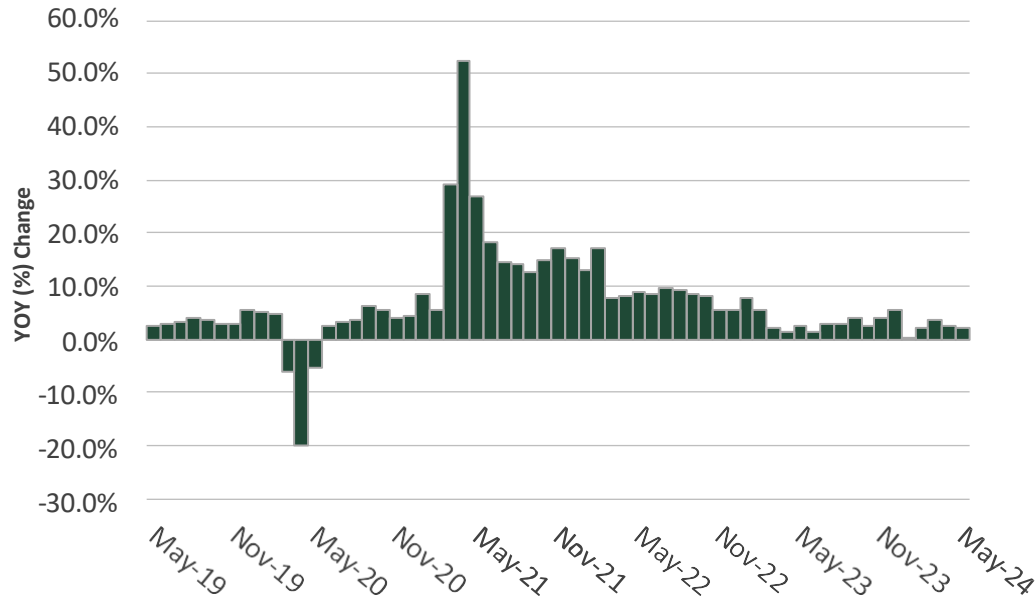
Personal Consumption Expenditures (PCE)



Source: US Department of Commerce

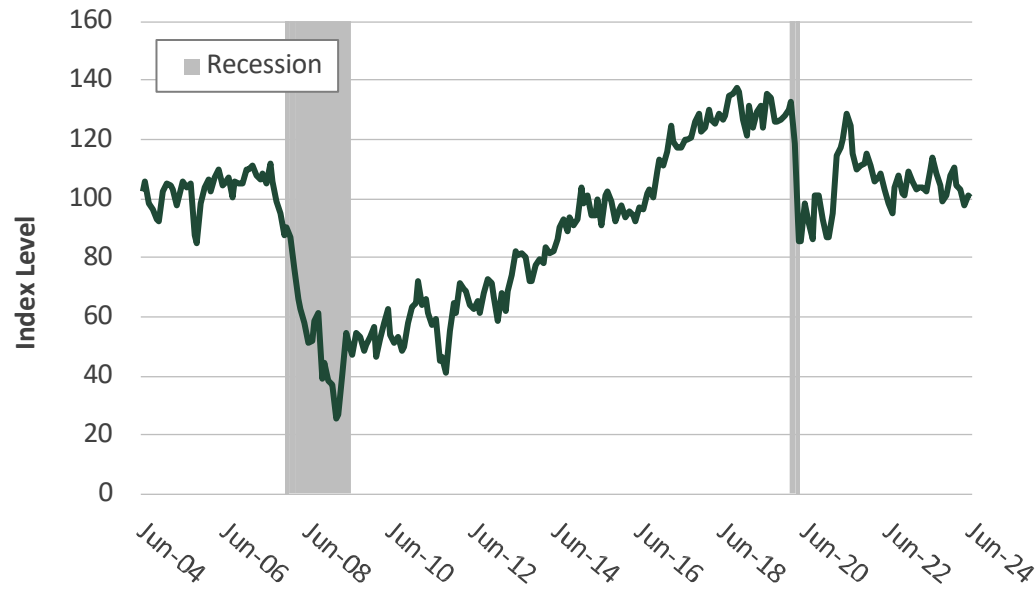
In May, the Consumer Price Index (CPI) remained unchanged month-over-month and rose 3.3% year-over-year, reflecting broad-based cost reductions. The Core CPI, which excludes volatile food and energy components, was up 0.2% month-over-month and 3.4% year-over-year in May, down from 3.6% in April and lower than expected. The Personal Consumption Expenditures (PCE) Index decelerated in May as expected. The headline PCE deflator was unchanged in May from April versus up 0.3% in the prior month. Year-over-year, the PCE deflator rose 2.6%. The Core PCE deflator (the Fed’s preferred gauge) increased 0.1% in May from the prior month versus up 0.3% in April. The Core PCE deflator also rose 2.6% year-over-year, still above the Fed’s 2% inflation target. Much of the lingering inflation has been driven by shelter costs and demand for services.

Retail Sales YOY % Change



Source: US Department of Commerce

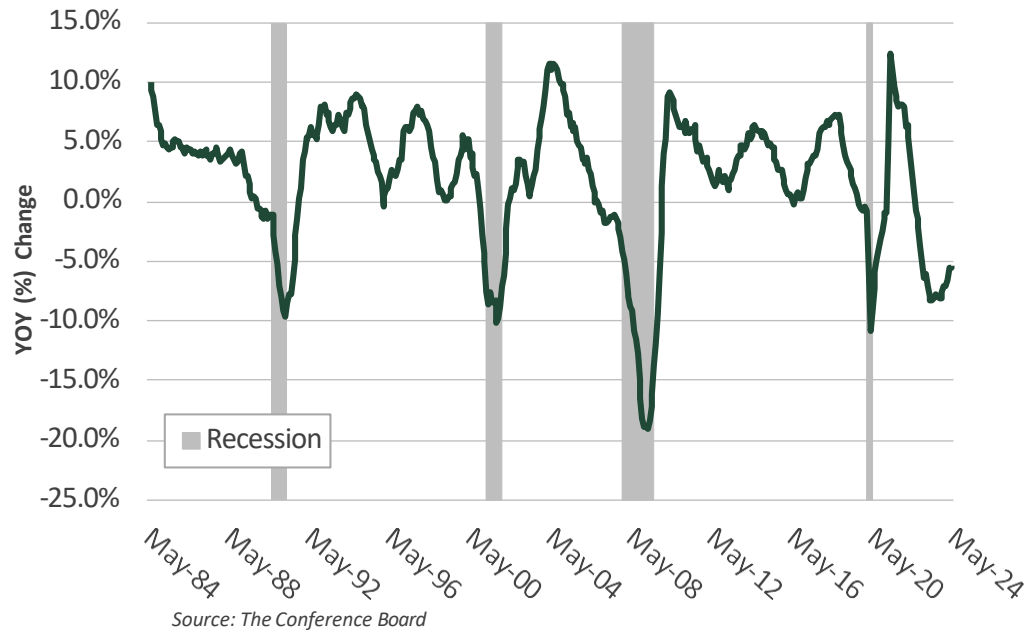
Consumer Confidence



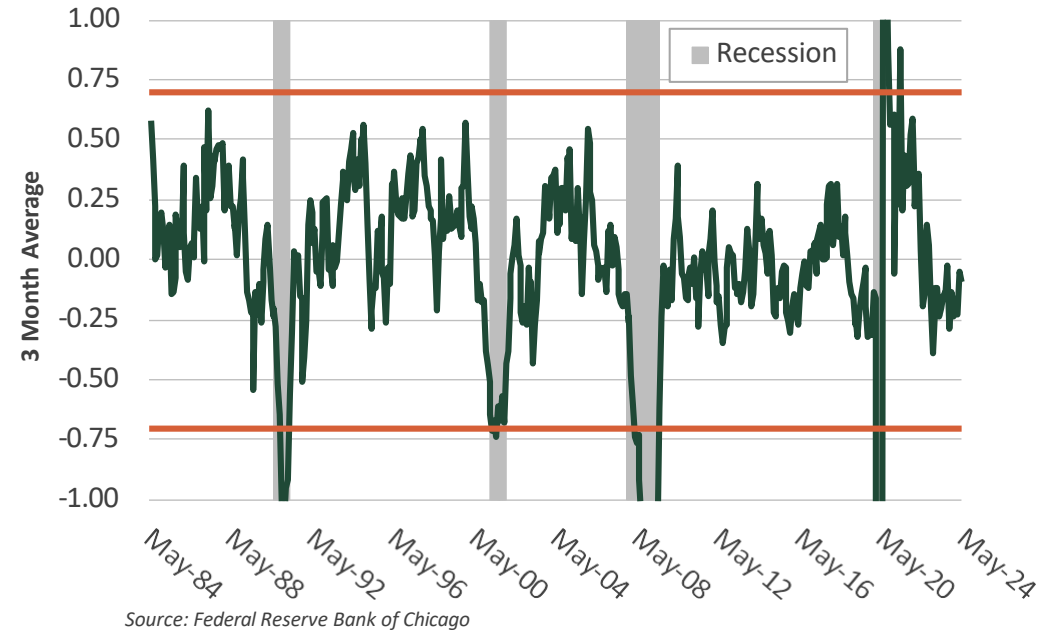
Source: The Conference Board
All time high is 144.70 (1/31/00); All time low is 25.30 (2/28/09)

May Retail Sales increased below expectations to +0.1% after a downwardly revised -0.2%, pointing to a fatigued consumer. On a year-over-year basis, Retail Sales growth further slowed to +2.3% in May. Nonstore retailers were a bright spot in May, up 0.8% following a 1.8% decline in April. The Conference Board’s Consumer Confidence Index fell to 100.4 in June from 101.3 in May. While the present situation component rose marginally, consumers are less optimistic about future expectations for business conditions and potential income increases. While the consumer has been resilient, consumption has begun to moderate in the face of higher interest rates, rising credit card balances, and growing delinquencies.

Leading Economic Indicators (LEI)

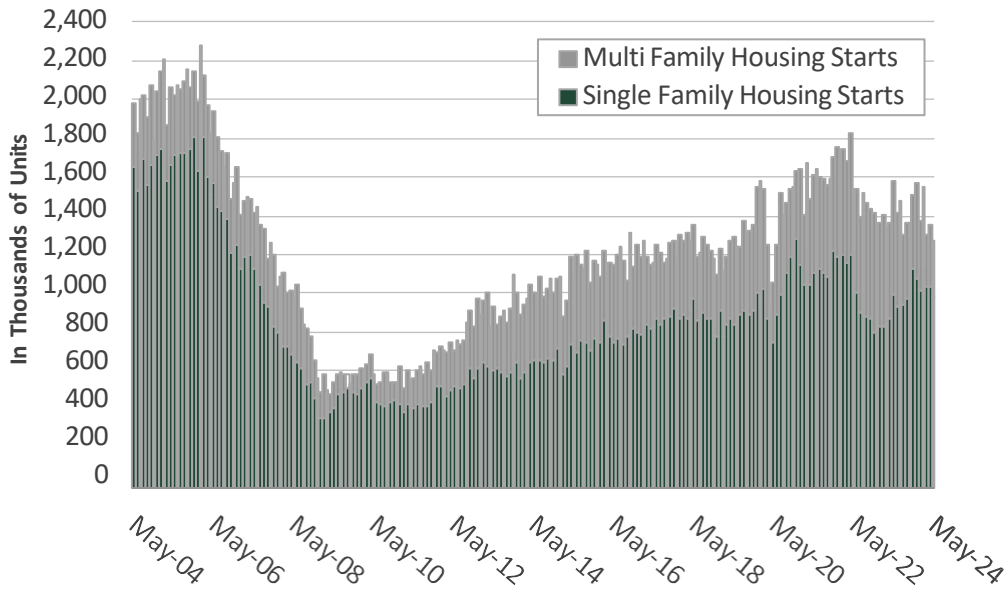


Chicago Fed National Activity Index (CFNAI)



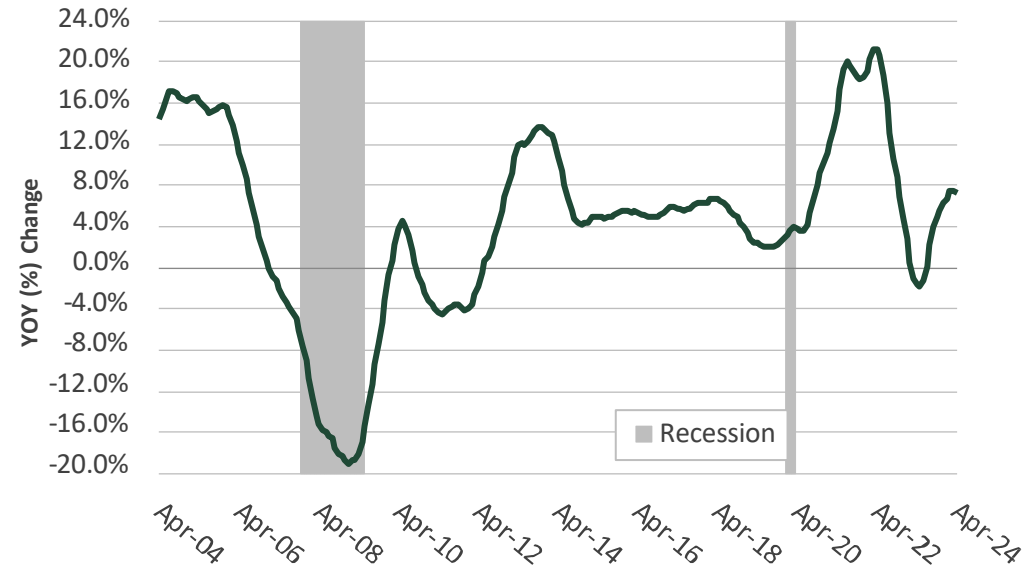
The Conference Board's Leading Economic Index (LEI) declined for the third consecutive month to -0.5% in May following a -0.6% decline in April. The index declined 5.3% year-over-year. The primary drivers for the negative print were a decline in new orders, weak consumer sentiment about future business conditions, and lower building permits. The Chicago Fed National Activity Index (CFNAI) increased to 0.18 in May from -0.26 in April, surpassing consensus expectations. However, the three-month moving average fell to -0.09 in May from -0.05 in April, indicating below-trend growth expectations for the economy.

Annualized Housing Starts



Source: US Department of Commerce

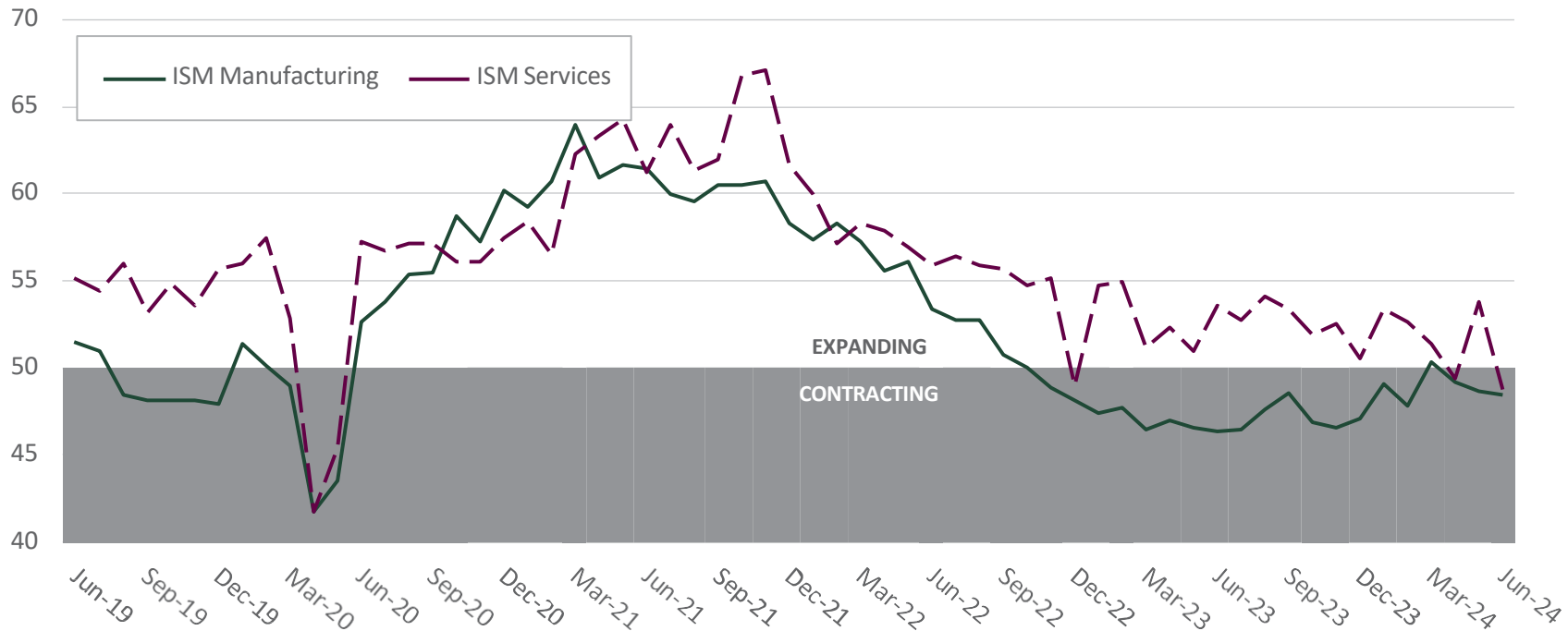
S&P/Case-Shiller 20 City Composite Home Price Index



Source: S&P

May Housing Starts declined 5.5% month-over-month from April to 1.352 million units. This equates to -19.3% less starts compared to May 2023. Single family starts were 5.2% lower month-over-month due to higher mortgage interest rates, lack of existing unit supply and home affordability. Multi-family home starts declined 10.3% month-over-month. The Freddie Mac average rate for a 30-year fixed mortgage edged down to 6.92% in June from 7.06% in May. According to the Case-Shiller 20-City Home Price Index, housing prices rose a higher-than-expected 7.2% year-over-year in April versus March's upwardly revised 7.5% increase. Tight inventories and higher mortgage rates continue to impact affordability.

Institute of Supply Management (ISM) Surveys



Source: Institute for Supply Management

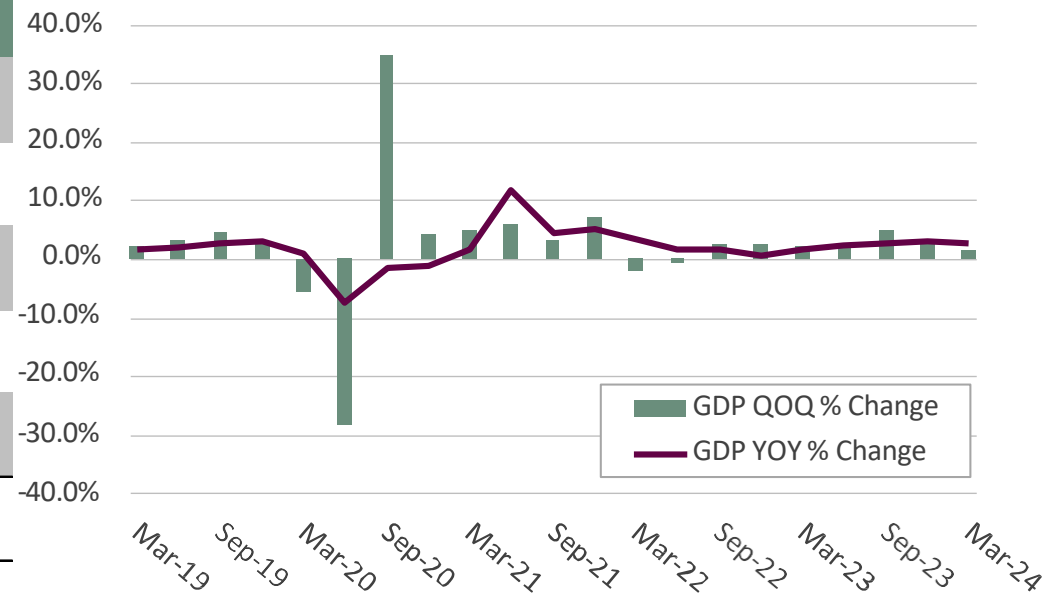
The Institute for Supply Management (ISM) Manufacturing index edged down to 48.5 in June from 48.7 in May. While new orders picked up, prices paid for materials fell the most in over a year. The ISM Services Index returned to contraction declining to 48.8 in June, from 53.8 in the previous month. Although the level of the decline was a surprise, the trend in the Services PMI, which applies to a larger share of US economic output, has been steadily decreasing.

Gross Domestic Product (GDP)

Components of GDP	6/23	9/23	12/23	3/24
Personal Consumption Expenditures	0.6%	2.1%	2.2%	1.0%
Gross Private Domestic Investment	0.9%	1.7%	0.2%	0.8%
Net Exports and Imports	0.0%	0.0%	0.3%	-0.7%
Federal Government Expenditures	0.1%	0.5%	0.2%	0.0%
State and Local (Consumption and Gross Investment)	0.5%	0.5%	0.6%	0.3%
Total	2.1%	4.9%	3.4%	1.4%

Source: US Department of Commerce

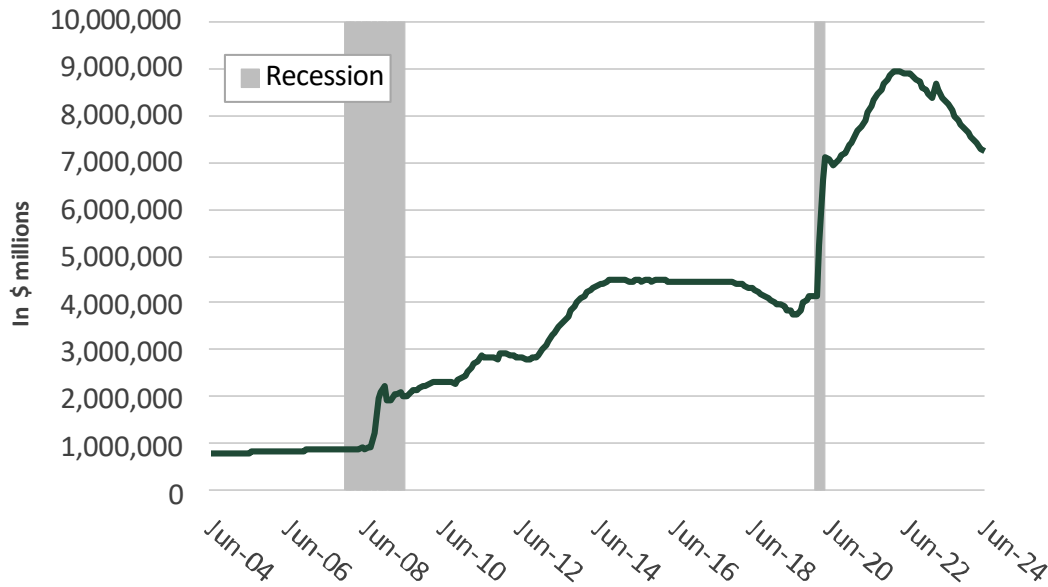
Gross Domestic Product (GDP)



Source: US Department of Commerce

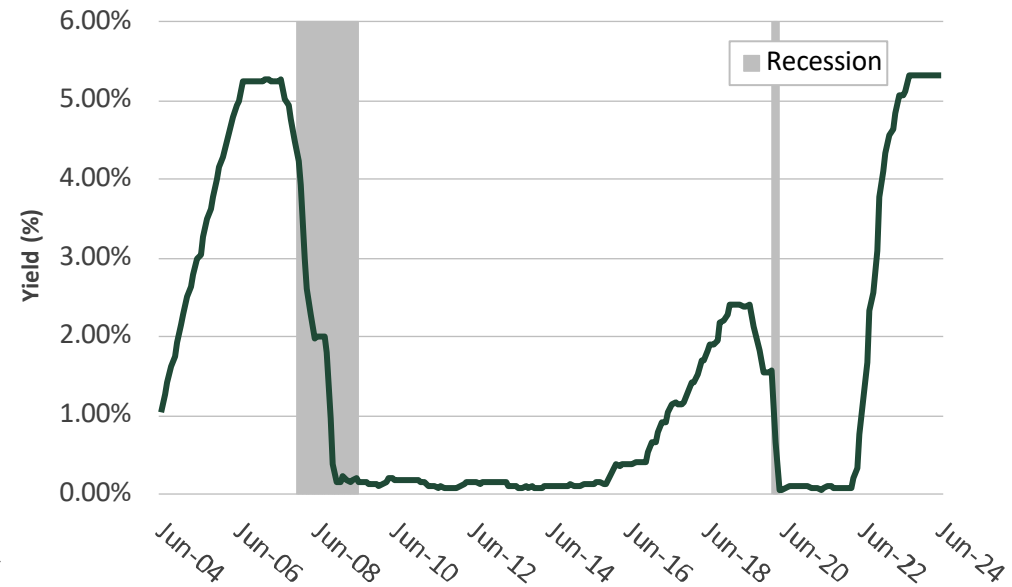
The third and final estimate of first quarter GDP came in as expected with growth up 1.4%, a small upward revision from 1.3% in the second estimate. Notably, the personal consumption expenditures component was revised down substantially to +1.5% in the final estimate from +2.0% in the second estimate. Weaker growth in consumer spending was offset by upward revisions in other major categories, particularly gross fixed investment. The consensus projection calls for 2.0% growth in the second quarter and 2.3% growth for the full year 2024.

Federal Reserve Balance Sheet Assets



Source: Federal Reserve

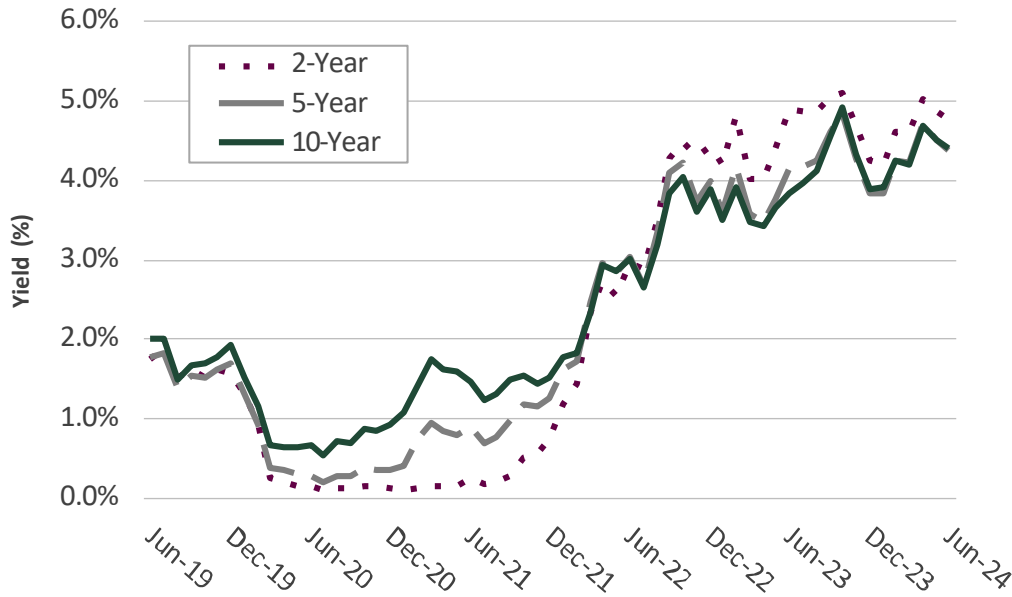
Effective Federal Funds Rate



Source: Bloomberg

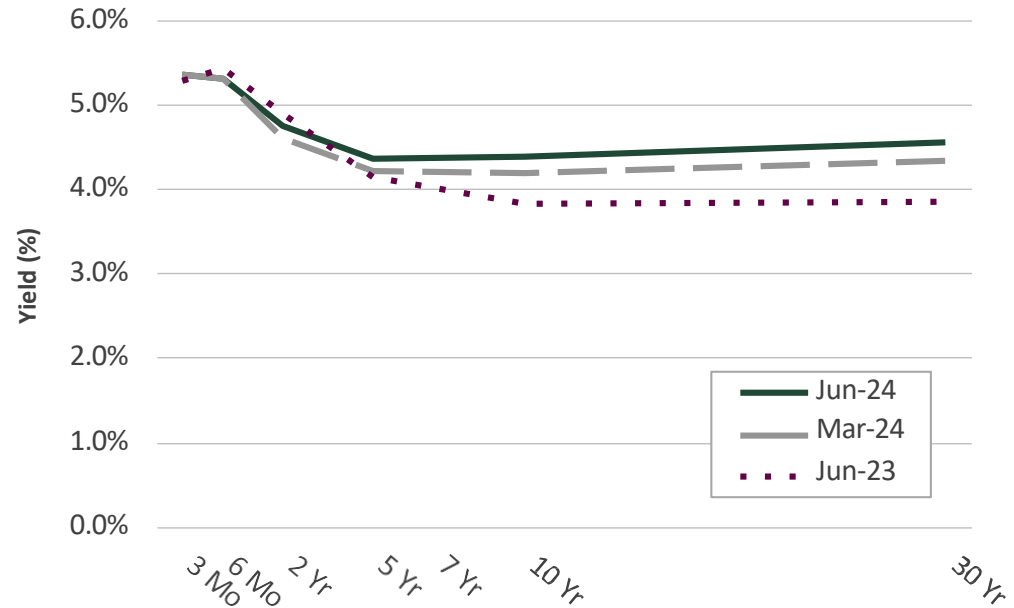
As expected at the June meeting, the Federal Open Market Committee voted unanimously to leave the federal funds rate unchanged at a target range of 5.25-5.50%, emphasizing the need to see sustained evidence of easing inflation before considering any rate cuts. The FOMC's latest projections now suggest only one interest rate cut in 2024, with four more cuts expected in 2025 and a slightly higher long-term neutral rate. The Fed's inflation projections ticked up marginally, while unemployment and GDP growth forecasts remained steady. Additionally, the Fed continues to reduce its holdings of U.S. Treasury securities and agency mortgage-backed securities as per its predefined schedule of \$25 billion and \$35 billion per month. Since the Fed began its Quantitative Tightening campaign in June 2022, securities holdings have declined by approximately \$1.7T to approximately \$7.3T.

US Treasury Note Yields



Source: Bloomberg

US Treasury Yield Curve



Source: Bloomberg

At the end of June, the 2-year Treasury yield was 15 basis points lower, and the 10-Year Treasury yield was 56 basis points higher, year-over-year. The inversion between the 2-year Treasury yield and 10-year Treasury yield remained relatively stable at -36 basis points at June month-end versus -37 basis points at May month-end. The inversion has occurred since July 2022 and remains historically long. The average historical spread (since 2003) is about +130 basis points. The inversion between 3-month and 10-year Treasuries widened to -96 basis points in June from -91 basis points in May.

Periodic Table of Asset Class Returns

2014	2015	2016	2017	2018	2019	2020	2021	2022	2023	YTD 2024
US Real Estate 30.4%	US Real Estate 2.5%	US Small Cap Stocks 20.4%	Emerging Market Stocks 37.3%	International Bonds 3.2%	US Large Cap Stocks 31.5%	US Mid Cap Stocks 19.8%	US Real Estate 43.1%	Diversified Commodities 26.0%	US Large Cap Stocks 26.3%	US Large Cap Stocks 15.3%
US Large Cap Stocks 13.7%	US Large Cap Stocks 1.4%	US High Yield Bonds 17.5%	International Stocks 25.0%	US Core Bonds 0.0%	US Mid Cap Stocks 30.6%	US Small Cap Stocks 19.2%	Diversified Commodities 40.4%	US High Yield Bonds -11.2%	US Small Cap Stocks 19.1%	Diversified Commodities 11.1%
US Mid Cap Stocks 13.4%	International Bonds 1.3%	US Mid Cap Stocks 12.6%	US Large Cap Stocks 21.8%	US High Yield Bonds -2.3%	US Small Cap Stocks 25.9%	US Large Cap Stocks 18.4%	US Large Cap Stocks 28.7%	International Bonds -12.7%	International Stocks 18.2%	Emerging Market Stocks 7.5%
International Bonds 9.1%	US Core Bonds 0.6%	US Large Cap Stocks 12.0%	US Mid Cap Stocks 20.3%	US Large Cap Stocks -4.4%	US Real Estate 25.8%	Emerging Market Stocks 18.3%	US Mid Cap Stocks 24.0%	US Core Bonds -13.3%	US Mid Cap Stocks 14.5%	International Stocks 5.3%
US Core Bonds 6.4%	US Mid Cap Stocks -0.6%	Diversified Commodities 11.4%	International Real Estate 20.0%	US Real Estate -4.6%	International Stocks 22.0%	International Stocks 7.8%	US Small Cap Stocks 21.1%	International Stocks -14.5%	US Real Estate 13.7%	US Mid Cap Stocks 5.0%
US Small Cap Stocks 6.1%	International Stocks -0.8%	Emerging Market Stocks 11.2%	US Small Cap Stocks 15.2%	International Real Estate -6.4%	International Real Estate 21.0%	US Core Bonds 7.6%	International Stocks 11.3%	US Mid Cap Stocks -16.9%	US High Yield Bonds 13.5%	US High Yield Bonds 2.6%
International Real Estate 2.8%	International Real Estate -3.8%	US Real Estate 8.6%	US High Yield Bonds 7.5%	US Mid Cap Stocks -8.1%	Emerging Market Stocks 18.4%	US High Yield Bonds 6.2%	International Real Estate 8.1%	US Small Cap Stocks -17.8%	Emerging Market Stocks 9.8%	US Small Cap Stocks 1.6%
US High Yield Bonds 2.5%	US Small Cap Stocks -4.1%	International Bonds 4.9%	Diversified Commodities 5.8%	US Small Cap Stocks -11.0%	Diversified Commodities 17.6%	International Bonds 4.7%	US High Yield Bonds 5.4%	US Large Cap Stocks -18.1%	International Bonds 8.7%	US Real Estate -0.2%
Emerging Market Stocks -2.2%	High Yield Bonds -4.6%	US Core Bonds 2.6%	US Real Estate 5.1%	International Stocks -13.8%	US High Yield Bonds 14.4%	International Real Estate -7.1%	US Core Bonds -1.6%	Emerging Market Stocks -20.1%	International Real Estate 6.3%	International Bonds -0.3%
International Stocks -4.9%	Emerging Market Stocks -14.9%	International Real Estate 1.3%	US Core Bonds 3.6%	Diversified Commodities -13.8%	US Core Bonds 9.0%	US Real Estate -7.6%	International Bonds -2.1%	International Real Estate -24.3%	US Core Bonds 5.4%	US Core Bonds -0.6%
Diversified Commodities -33.1%	Diversified Commodities -32.9%	International Stocks 1.0%	International Bonds 2.6%	Emerging Market Stocks -14.6%	International Bonds 8.1%	Diversified Commodities -23.7%	Emerging Market Stocks -2.5%	US Real Estate -24.5%	Diversified Commodities -4.3%	International Real Estate -7.6%

Index returns as of 6/30/2024. Past performance is not indicative of future results. Index returns assume reinvestment of all distributions and do not reflect fees or expenses. It is not possible to invest directly in an index. This information is not intended to constitute an offer, solicitation, recommendation, or advice regarding securities or investment strategy. Please see attached Asset Class Disclosure.

SECTION 2 | ACCOUNT PROFILE

OBJECTIVES

Mammoth Community Water District | Account #10652 | As of June 30, 2024

Investment Objectives

The Mammoth Community Water District's investment objectives, in order of priority, are to provide safety to ensure the preservation of capital in the overall portfolio, provide sufficient liquidity for cash needs and a market rate of return consistent with the investment program.

Chandler Asset Management Performance Objective

The performance objective for the portfolio is to earn a total rate of return through a market cycle that is equal to or above the return on the benchmark.

Strategy

In order to achieve these objectives, the portfolio invests in high quality fixed income securities consistent with the investment policy and California Government Code.

STATEMENT OF COMPLIANCE



Mammoth Community Water District | Account #10652 | As of June 30, 2024

Rules Name	Limit	Actual	Compliance Status	Notes
AGENCY MORTGAGE SECURITIES (CMOS)				
Max % (MV)	20.0	3.5	Compliant	
Max % Issuer (MV)	25.0	3.1	Compliant	
Max Maturity (Years)	5.0	6.5	Not Compliant	
ASSET-BACKED SECURITIES (ABS)				
Max % (MV; Non Agency ABS & MBS)	20.0	8.5	Compliant	
Max % Issuer (MV)	5.0	1.5	Compliant	
Max Maturity (Years)	5	4	Compliant	
Min Rating (AA- by 1)	0.0	0.0	Compliant	
BANKERS' ACCEPTANCES				
Max % (MV)	40.0	0.0	Compliant	
Max % Issuer (MV)	5.0	0.0	Compliant	
Max Maturity (Days)	180	0.0	Compliant	
Min Rating (A-1 by 1 or A- by 1)	0.0	0.0	Compliant	
CERTIFICATE OF DEPOSIT PLACEMENT SERVICE (CDARS)				
Max % (MV)	30.0	0.0	Compliant	
Max Maturity (Years)	5.0	0.0	Compliant	
COLLATERALIZED TIME DEPOSITS (NON-NEGOTIABLE CD/TD)				
Max % (MV)	20.0	0.0	Compliant	
Max Maturity (Years)	5.0	0.0	Compliant	
COMMERCIAL PAPER				
Max % (MV)	25.0	0.0	Compliant	
Max % Issuer (MV)	5.0	0.0	Compliant	
Max Maturity (Days)	270	0.0	Compliant	
Min Rating (A-1 by 1 or A- by 1)	0.0	0.0	Compliant	
CORPORATE MEDIUM TERM NOTES				
Max % (MV)	30.0	24.3	Compliant	
Max % Issuer (MV)	5.0	1.6	Compliant	

STATEMENT OF COMPLIANCE



Mammoth Community Water District | Account #10652 | As of June 30, 2024

Rules Name	Limit	Actual	Compliance Status	Notes
Max Maturity (Years)	5	4	Compliant	
Min Rating (A- by 1)	0.0	0.0	Compliant	
FDIC INSURED TIME DEPOSITS (NON-NEGOTIABLE CD/ TD)				
Max % (MV)	20.0	0.0	Compliant	
Max Maturity (Years)	5	0.0	Compliant	
FEDERAL AGENCIES				
Max % (MV)	100.0	27.9	Compliant	
Max % Issuer (MV)	25.0	14.8	Compliant	
Max Callables (MV)	20.0	0.0	Compliant	
Max Maturity (Years)	5	4	Compliant	
LOCAL AGENCY INVESTMENT FUND (LAIF)				
Max Concentration (MV)	75.0	0.0	Compliant	
LOCAL GOVERNMENT INVESTMENT POOL (LGIP)				
Max % (MV)	100.0	0.0	Compliant	
MONEY MARKET MUTUAL FUNDS				
Max % (MV)	20.0	1.0	Compliant	
Max % Issuer (MV)	20.0	1.0	Compliant	
Min Rating (AAA by 2)	0.0	0.0	Compliant	
MORTGAGE-BACKED SECURITIES (NON-AGENCY)				
Max % (MV)	20.0	0.0	Compliant	
Max % Issuer (MV)	5.0	0.0	Compliant	
Max Maturity (Years)	5.0	0.0	Compliant	
Min Rating (AA- by 1)	0.0	0.0	Compliant	
MUNICIPAL SECURITIES (CA, LOCAL AGENCY)				
Max % (MV)	30.0	0.0	Compliant	
Max % Issuer (MV)	5.0	0.0	Compliant	
Max Maturity (Years)	5	0.0	Compliant	
Min Rating (A- by 1)	0.0	0.0	Compliant	
MUNICIPAL SECURITIES (CA, OTHER STATES)				

STATEMENT OF COMPLIANCE



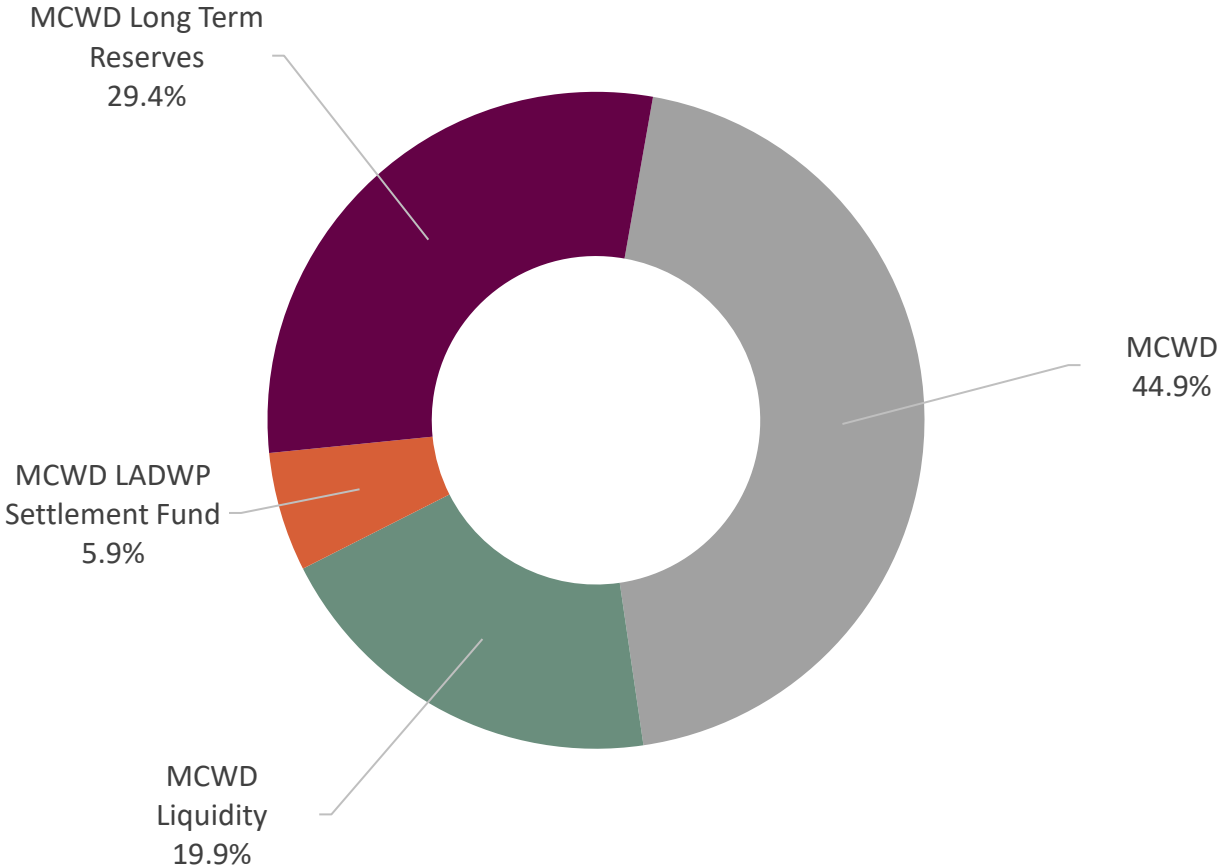
Mammoth Community Water District | Account #10652 | As of June 30, 2024

Rules Name	Limit	Actual	Compliance Status	Notes
Max % (MV)	30.0	0.0	Compliant	
Max % Issuer (MV)	5.0	0.0	Compliant	
Max Maturity (Years)	5	0.0	Compliant	
Min Rating (A- by 1)	0.0	0.0	Compliant	
MUTUAL FUNDS				
Max % (MV)	20.0	0.0	Compliant	
Max % Issuer (MV)	10.0	0.0	Compliant	
Min Rating (AAA by 2)	0.0	0.0	Compliant	
NEGOTIABLE CERTIFICATES OF DEPOSIT (NCD)				
Max % (MV)	30.0	0.0	Compliant	
Max % Issuer (MV)	5.0	0.0	Compliant	
Max Maturity (Years)	5	0.0	Compliant	
Min Rating (A-1 by 1 or A- by 1 if > FDIC Limit)	0.0	0.0	Compliant	
REPURCHASE AGREEMENTS				
Max Maturity (Years)	1.0	0.0	Compliant	
SUPRANATIONAL OBLIGATIONS				
Max % (MV)	30.0	4.1	Compliant	
Max % Issuer (MV)	10.0	2.3	Compliant	
Max Maturity (Years)	5	1	Compliant	
Min Rating (AA- by 1)	0.0	0.0	Compliant	
U.S. TREASURIES				
Max % (MV)	100.0	30.6	Compliant	
Max Maturity (Years)	5	4	Compliant	

MCWD Consolidated Portfolio



Account #10988 | As of June 30, 2024



PORTFOLIO CHARACTERISTICS



Mammoth Community Water District | Account #10652 | As of June 30, 2024

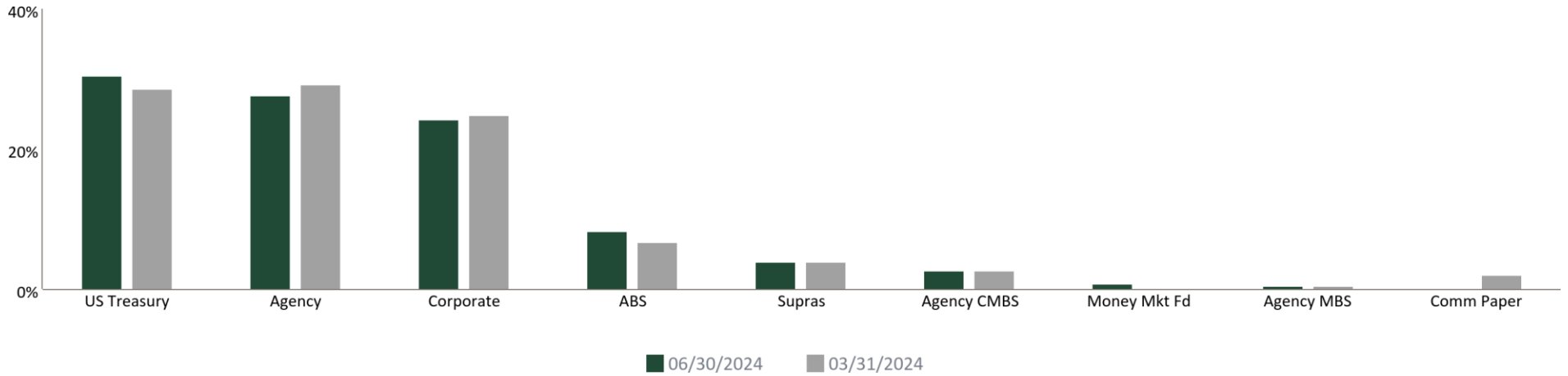
	Benchmark*	6/30/2024 Portfolio	3/31/2024 Portfolio
Average Maturity (yrs)	2.25	2.46	2.41
Average Modified Duration	2.10	2.11	2.09
Average Purchase Yield		3.16%	3.01%
Average Market Yield	4.80%	4.91%	5.14%
Average Quality**	AA+	AA	AA
Total Market Value		16,761,949	17,214,762

*Benchmark: ICE BofA 0-5 Year US Treasury Index

**The credit quality is a weighted average calculation of the highest of S&P, Moody's and Fitch.

SECTOR DISTRIBUTION

Mammoth Community Water District | Account #10652 | As of June 30, 2024



Sector as a Percentage of Market Value

Sector	06/30/2024	03/31/2024
US Treasury	30.6%	28.6%
Agency	27.9%	29.4%
Corporate	24.2%	25.1%
ABS	8.6%	7.0%
Supras	4.1%	4.0%
Agency CMBS	2.9%	2.9%
Money Mkt Fd	1.0%	0.2%
Agency MBS	0.6%	0.7%
Comm Paper	--	2.2%

ISSUERS

Mammoth Community Water District | Account #10652 | As of June 30, 2024

Issuer	Investment Type	% Portfolio
United States	US Treasury	30.55%
Farm Credit System	Agency	14.77%
Federal Home Loan Banks	Agency	8.48%
FHLMC	Multiple	5.48%
FNMA	Multiple	2.71%
International Bank for Recon and Dev	Supras	2.27%
John Deere Owner Trust	ABS	2.00%
Inter-American Development Bank	Supras	1.88%
Caterpillar Inc.	Corporate	1.62%
JPMorgan Chase & Co.	Corporate	1.56%
PepsiCo, Inc.	Corporate	1.55%
Cisco Systems, Inc.	Corporate	1.50%
Bank of Montreal	Corporate	1.50%
Salesforce, Inc.	Corporate	1.50%
Chubb Limited	Corporate	1.48%
American Express Credit Master Trust	ABS	1.48%
Truist Financial Corporation	Corporate	1.46%
Target Corporation	Corporate	1.40%
Walmart Inc.	Corporate	1.38%
Prologis, Inc.	Corporate	1.35%
Abbott Laboratories	Corporate	1.33%
MERCEDES-BENZ AUTO RECEIVABLES TRUST	ABS	1.32%
UnitedHealth Group Incorporated	Corporate	1.32%
Royal Bank of Canada	Corporate	1.19%
Morgan Stanley	Corporate	1.18%
Berkshire Hathaway Inc.	Corporate	1.16%
Amazon.com, Inc.	Corporate	1.12%
Chase Issuance Trust	ABS	1.05%

ISSUERS

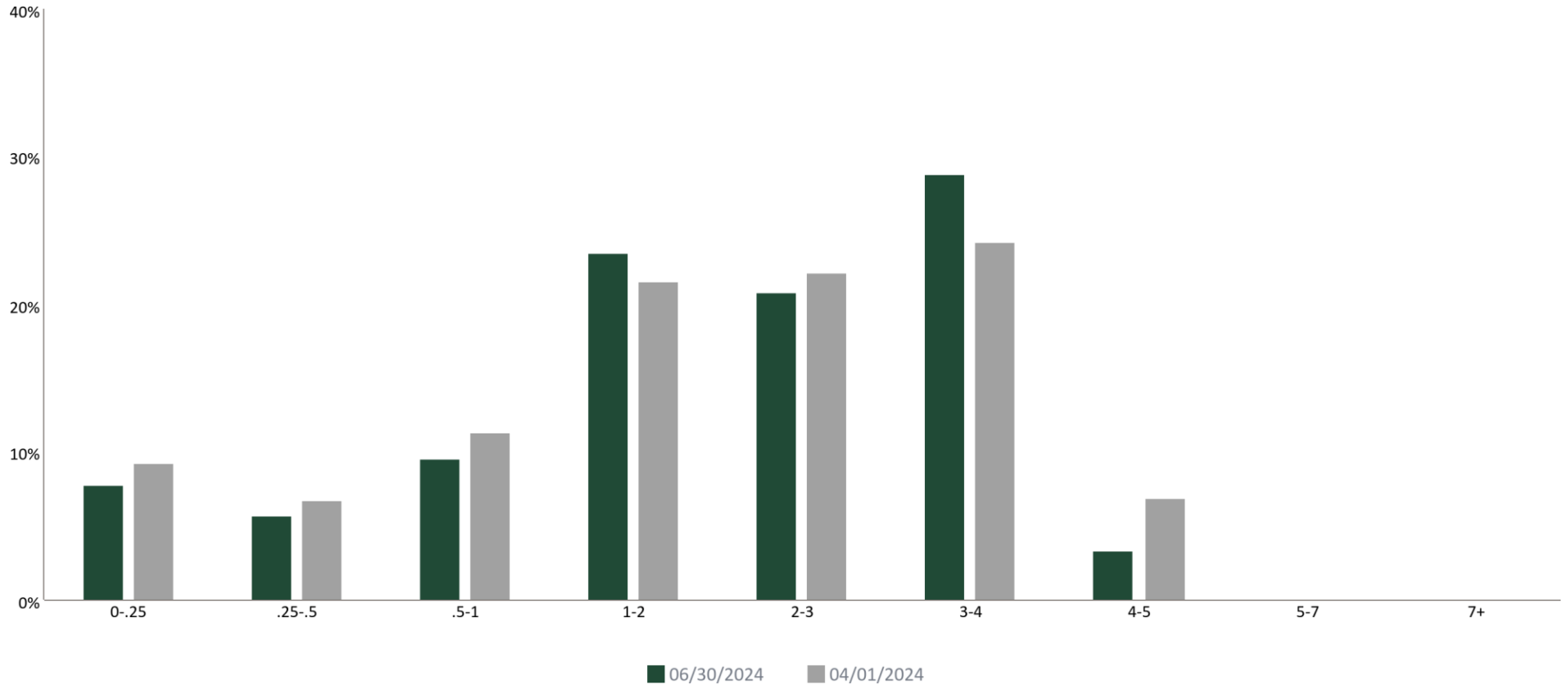


Mammoth Community Water District | Account #10652 | As of June 30, 2024

Issuer	Investment Type	% Portfolio
First American Govt Oblig fund	Money Mkt Fd	1.04%
BMW Vehicle Owner Trust	ABS	0.66%
Bank of America Credit Card Trust	ABS	0.54%
Toyota Auto Receivables Owner Trust	ABS	0.50%
Hyundai Auto Receivables Trust	ABS	0.48%
Deere & Company	Corporate	0.35%
Honda Auto Receivables Owner Trust	ABS	0.33%
Merck & Co., Inc.	Corporate	0.26%
GM Financial Automobile Leasing Trus	ABS	0.21%
Cash	Cash	0.02%
TOTAL		100.00%

DURATION DISTRIBUTION

Mammoth Community Water District | Account #10652 | As of June 30, 2024

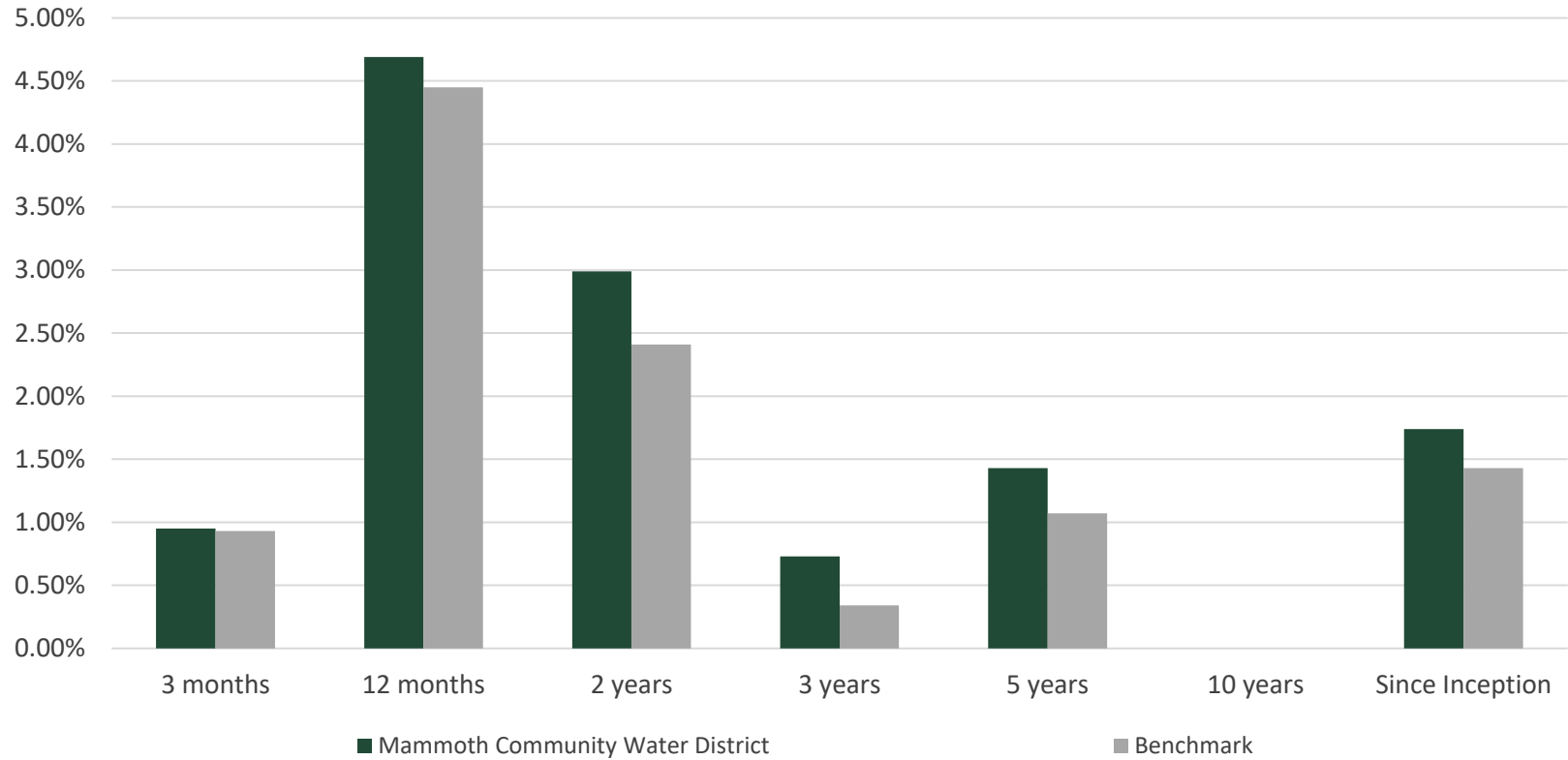


Date	0-.25	.25-.5	.5-1	1-2	2-3	3-4	4-5	5-7	7+
06/30/2024	7.9%	5.8%	9.6%	23.5%	20.8%	28.8%	3.5%	0.0%	0.0%
03/31/2024	9.4%	6.8%	11.4%	21.6%	22.2%	24.4%	7.0%	0.0%	0.0%

INVESTMENT PERFORMANCE

Mammoth Community Water District | Account #10652 | As of June 30, 2024

Total Rate of Return : Inception | 02/01/2019



	3 Months	12 Months	2 Years	3 Years	5 Years	10 Years	Since Inception
TOTAL RATE OF RETURN							
Mammoth Comm Water District	0.95%	4.69%	2.99%	0.73%	1.43%		1.74%
Benchmark	0.93%	4.45%	2.41%	0.34%	1.07%		1.43%

*Periods over 1 year are annualized.

Benchmark: ICE BofA 0-5 Year US Treasury Index

Total rate of return: A measure of a portfolio's performance over time. It is the internal rate of return, which equates the beginning value of the portfolio with the ending market value; it includes interest earnings, realized and unrealized gains and losses in the portfolio.

HISTORICAL AVERAGE PURCHASE YIELD



Mammoth Community Water District | Account #10652 | As of June 30, 2024

Purchase Yield as of 06/30/24 = 3.16%



PORTFOLIO CHARACTERISTICS



Mammoth Community Water District Liquidity Portfolio | Account #10987 | As of June 30, 2024

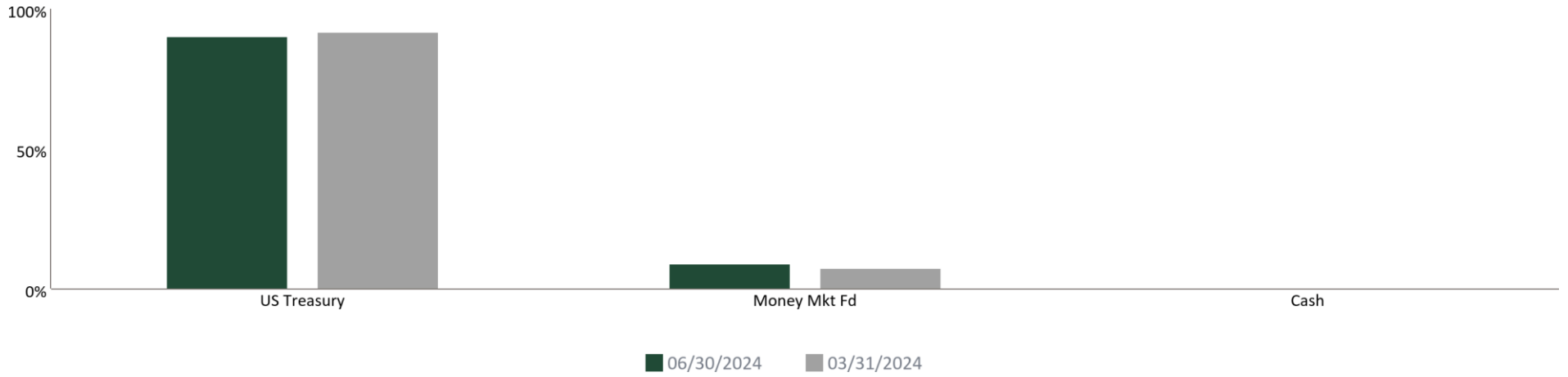
	Benchmark*	6/30/2024 Portfolio	3/31/2024 Portfolio
Average Maturity (yrs)	0.24	0.12	0.26
Average Modified Duration	0.23	0.12	0.25
Average Purchase Yield		5.16%	5.16%
Average Market Yield	5.37%	5.02%	5.25%
Average Quality**	AA+	AAA	AAA
Total Market Value		7,023,406	6,698,783

*Benchmark: ICE BofA 3-Month US Treasury Bill Index

**The credit quality is a weighted average calculation of the highest of S&P, Moody's and Fitch.

SECTOR DISTRIBUTION

Mammoth Community Water District Liquidity Portfolio | Account #10987 | As of June 30, 2024

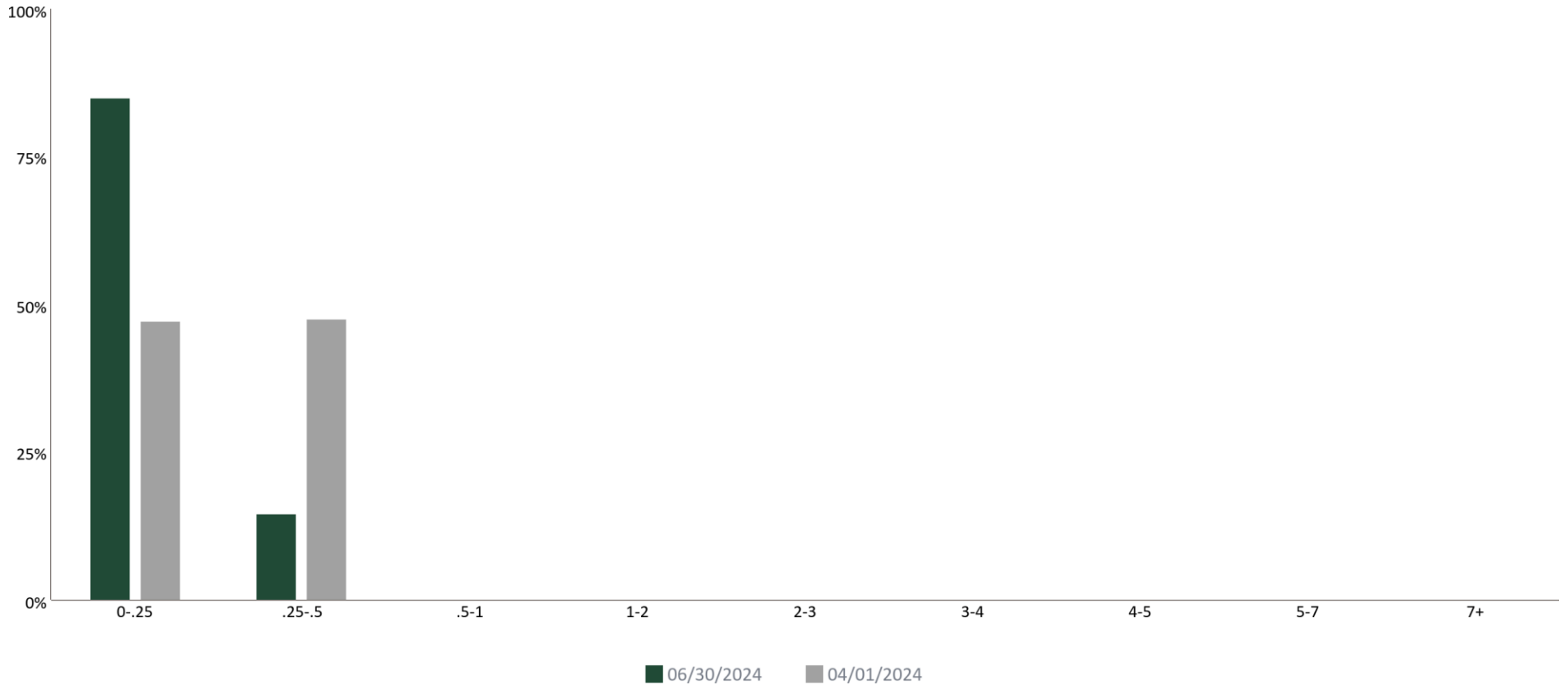


Sector as a Percentage of Market Value

Sector	06/30/2024	03/31/2024
US Treasury	90.3%	92.1%
Money Mkt Fd	9.7%	7.9%
Cash	0.1%	0.0%

DURATION DISTRIBUTION

Mammoth Community Water District Liquidity Portfolio | Account #10987 | As of June 30, 2024



Date	0-.25	.25-.5	.5-1	1-2	2-3	3-4	4-5	5-7	7+
06/30/2024	85.1%	14.9%	0.0%	0.0%	0.0%	0.0%	0.0%	0.0%	0.0%
03/31/2024	47.5%	47.8%	0.0%	0.0%	0.0%	0.0%	0.0%	0.0%	0.0%

PORTFOLIO CHARACTERISTICS



MCWD LADWP Settlement Fund | Account #10992 | As of June 30, 2024

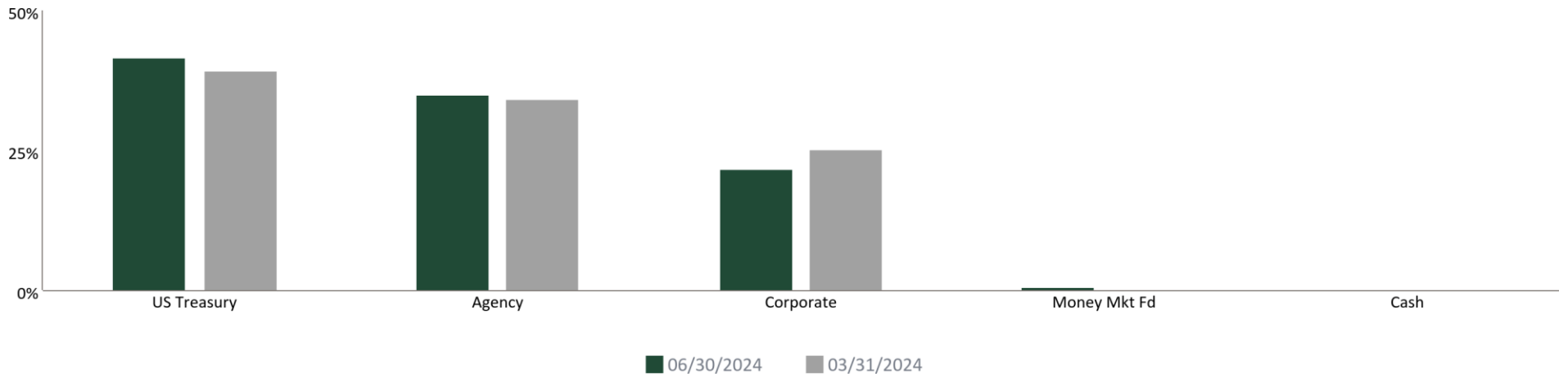
	Benchmark*	6/30/2024 Portfolio	3/31/2024 Portfolio
Average Maturity (yrs)	3.97	4.26	4.05
Average Modified Duration	3.57	3.72	3.52
Average Purchase Yield		4.40%	4.46%
Average Market Yield	4.57%	4.70%	4.76%
Average Quality**	AA+	AA+	AA
Total Market Value		2,151,746	2,077,295

Benchmark: ICE BofA 1-10 Yr US Treasury & Agency Index

**The credit quality is a weighted average calculation of the highest of S&P, Moody's and Fitch..

SECTOR DISTRIBUTION

MCWD LADWP Settlement Fund | Account #10992 | As of June 30, 2024



Sector as a Percentage of Market Value

Sector	06/30/2024	03/31/2024
US Treasury	42.0%	39.6%
Agency	35.3%	34.5%
Corporate	22.0%	25.3%
Money Mkt Fd	0.7%	0.5%
Cash	0.0%	0.1%

ISSUERS

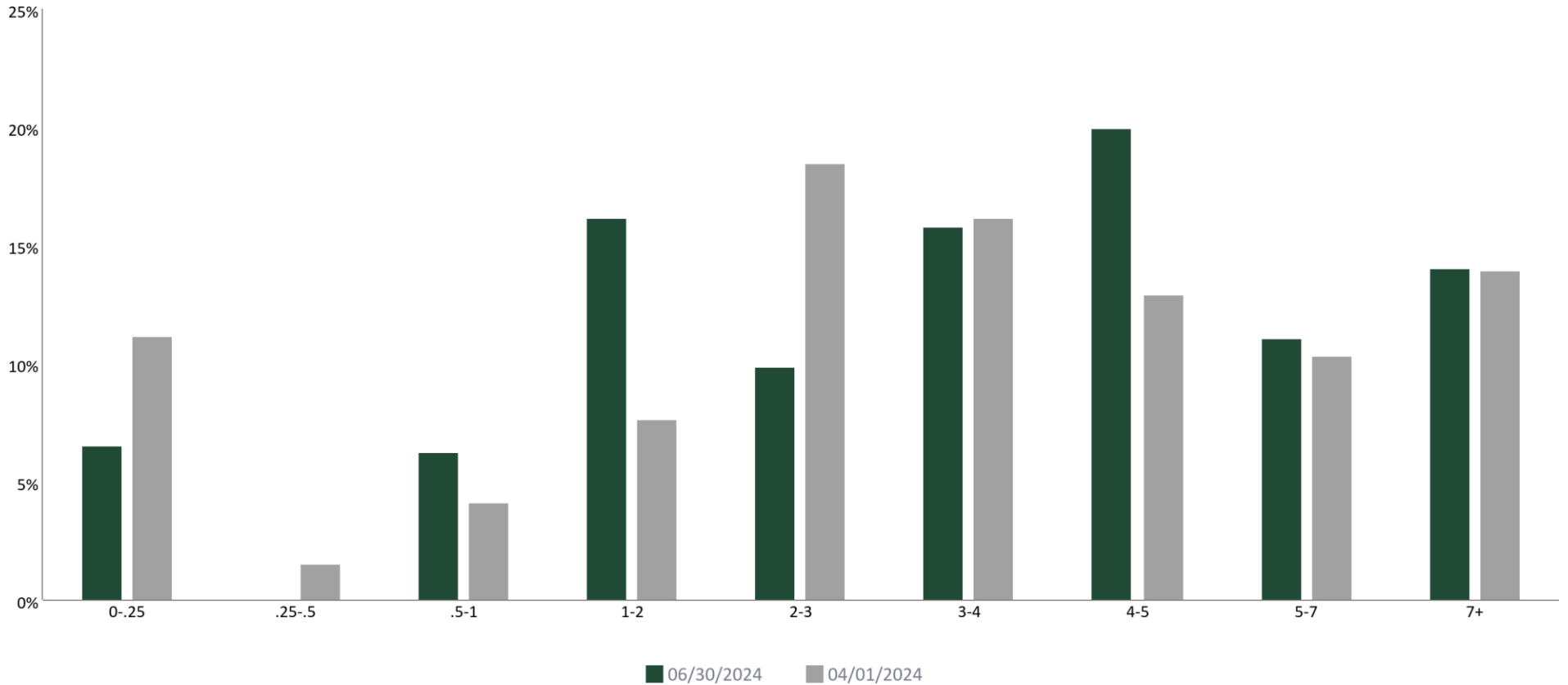


MCWD LADWP Settlement Fund | Account #10992 | As of June 30, 2024

Issuer	Investment Type	% Portfolio
United States	US Treasury	41.96%
Farm Credit System	Agency	19.14%
Federal Home Loan Banks	Agency	12.87%
BlackRock, Inc.	Corporate	2.10%
PACCAR Inc	Corporate	2.09%
Bank of America Corporation	Corporate	2.06%
UnitedHealth Group Incorporated	Corporate	2.04%
JPMorgan Chase & Co.	Corporate	1.97%
Amazon.com, Inc.	Corporate	1.96%
Cisco Systems, Inc.	Corporate	1.87%
Dominion Energy, Inc.	Corporate	1.80%
FHLMC	Agency	1.77%
Caterpillar Inc.	Corporate	1.64%
Toyota Motor Corporation	Corporate	1.54%
FNMA	Agency	1.52%
Duke Energy Corporation	Corporate	1.34%
Deere & Company	Corporate	0.93%
First American Govt Oblig fund	Money Mkt Fd	0.70%
The Charles Schwab Corporation	Corporate	0.66%
Cash	Cash	0.04%
TOTAL		100.00%

DURATION DISTRIBUTION

MCWD LADWP Settlement Fund | Account #10992 | As of June 30, 2024



Date	0-.25	.25-.5	.5-1	1-2	2-3	3-4	4-5	5-7	7+
06/30/2024	6.5%	0.0%	6.3%	16.2%	9.9%	15.8%	20.0%	11.1%	14.0%
03/31/2024	11.2%	1.6%	4.1%	7.7%	18.5%	16.2%	12.9%	10.3%	14.0%

PORTFOLIO CHARACTERISTICS



MCWD Long Term Reserves | Account #11043 | As of June 30, 2024

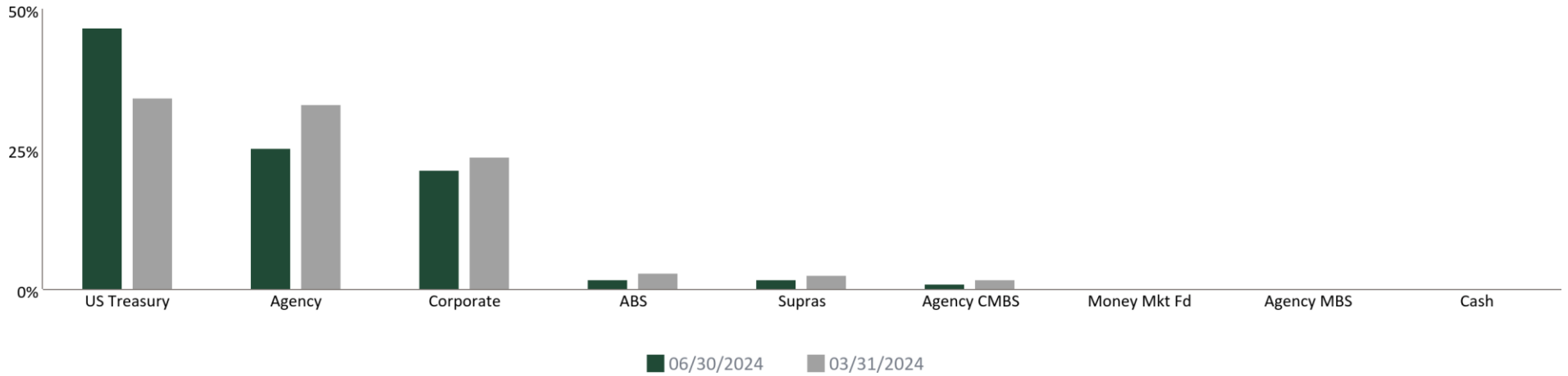
	Benchmark*	6/30/2024 Portfolio	3/31/2024 Portfolio
Average Maturity (yrs)	3.97	4.21	4.21
Average Modified Duration	3.57	3.63	3.64
Average Purchase Yield		4.04%	3.78%
Average Market Yield	4.57%	4.68%	4.77%
Average Quality**	AA+	AA	AA
Total Market Value		10,772,307	8,152,083

*Benchmark: ICE BofA 1-10 Yr US Treasury & Agency Index

**The credit quality is a weighted average calculation of the highest of S&P, Moody's and Fitch.

SECTOR DISTRIBUTION

MCWD Long Term Reserves | Account #11043 | As of June 30, 2024



Sector as a Percentage of Market Value

Sector	06/30/2024	03/31/2024
US Treasury	47.0%	34.4%
Agency	25.3%	33.4%
Corporate	21.7%	23.8%
ABS	2.1%	3.0%
Supras	2.0%	2.6%
Agency CMBS	1.1%	2.1%
Money Mkt Fd	0.6%	0.3%
Agency MBS	0.3%	0.4%
Cash	0.0%	0.1%

ISSUERS

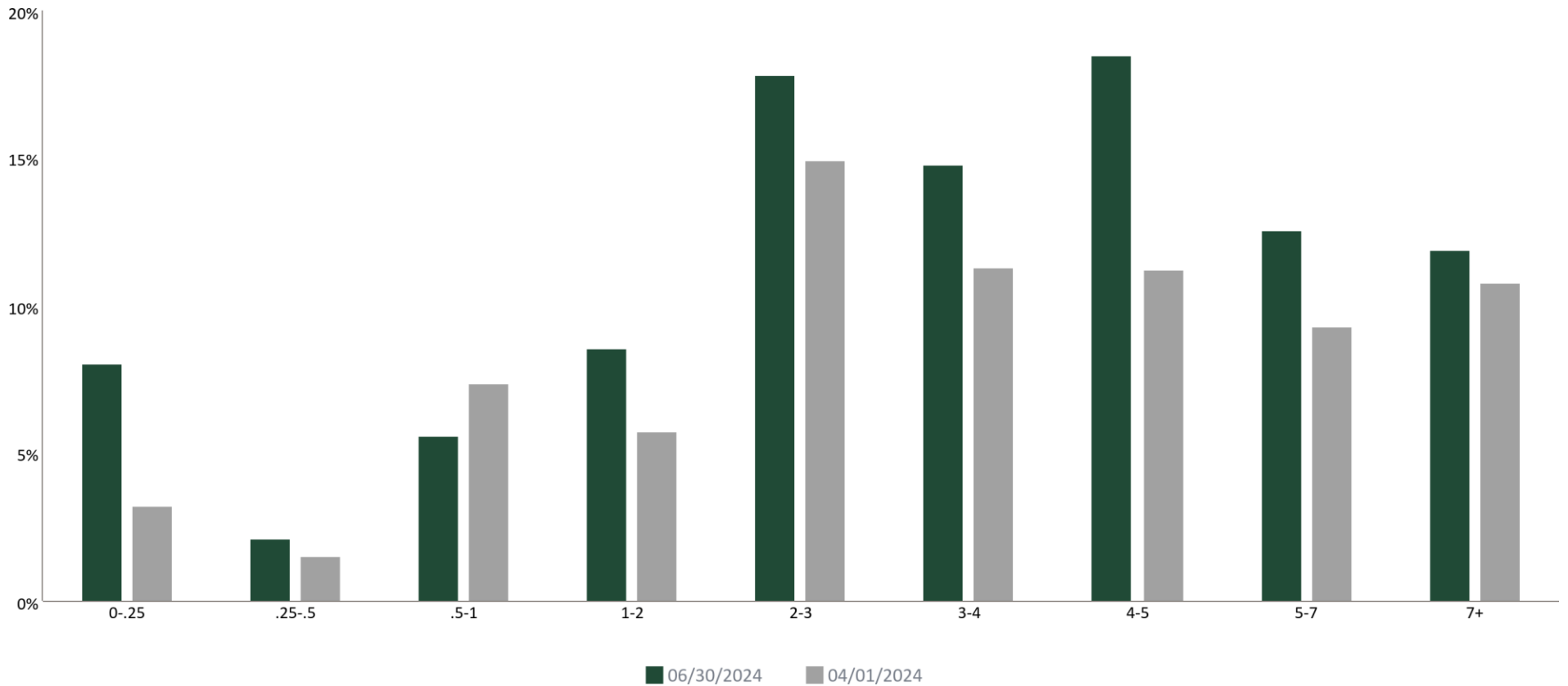


MCWD Long Term Reserves | Account #11043 | As of June 30, 2024

Issuer	Investment Type	% Portfolio
United States	US Treasury	46.97%
Federal Home Loan Banks	Agency	11.29%
Farm Credit System	Agency	7.96%
FNMA	Multiple	4.72%
Northern Trust Corporation	Corporate	2.28%
Caterpillar Inc.	Corporate	2.13%
Inter-American Development Bank	Supras	2.01%
Honda Motor Co., Ltd.	Corporate	1.94%
John Deere Owner Trust	ABS	1.45%
Tennessee Valley Authority	Agency	1.42%
Cisco Systems, Inc.	Corporate	1.40%
Deere & Company	Corporate	1.40%
BlackRock, Inc.	Corporate	1.40%
Bank of America Corporation	Corporate	1.37%
UnitedHealth Group Incorporated	Corporate	1.36%
Dominion Energy, Inc.	Corporate	1.35%
FHLMC	Multiple	1.34%
Duke Energy Corporation	Corporate	1.34%
Toyota Motor Corporation	Corporate	1.33%
JPMorgan Chase & Co.	Corporate	1.31%
PACCAR Inc	Corporate	1.30%
The Charles Schwab Corporation	Corporate	0.87%
Amazon.com, Inc.	Corporate	0.87%
Honda Auto Receivables Owner Trust	ABS	0.60%
First American Govt Oblig fund	Money Mkt Fd	0.58%
Cash	Cash	0.00%
TOTAL		100.00%

DURATION DISTRIBUTION

MCWD Long Term Reserves | Account #11043 | As of June 30, 2024



Date	0-.25	.25-.5	.5-1	1-2	2-3	3-4	4-5	5-7	7+
06/30/2024	8.0%	2.1%	5.6%	8.6%	17.9%	14.8%	18.5%	12.6%	11.9%
03/31/2024	3.3%	1.5%	7.4%	5.8%	14.9%	11.4%	11.3%	9.3%	10.8%

SECTION 3 | CONSOLIDATED INFORMATION

PORTFOLIO CHARACTERISTICS



Mammoth Community Water District Cons | Account #10988 | As of June 30, 2024

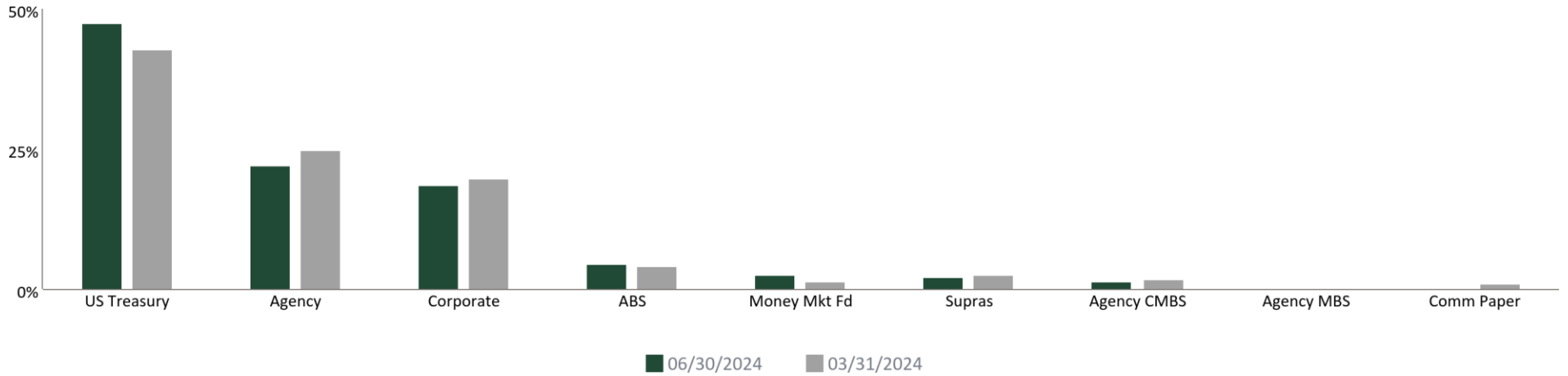
	6/30/2024 Portfolio	3/31/2024 Portfolio
Average Maturity (yrs)	2.63	2.52
Average Modified Duration	2.27	2.18
Average Purchase Yield	3.87%	3.71%
Average Market Yield	4.85%	5.05%
Average Quality**	AA+	AA+
Total Market Value	36,709,408	34,142,923

*Benchmark: NO BENCHMARK REQUIRED

**The credit quality is a weighted average calculation of the highest of S&P, Moody's and Fitch.

SECTOR DISTRIBUTION

Mammoth Community Water District Cons | Account #10988 | As of June 30, 2024



Sector as a Percentage of Market Value

Sector	06/30/2024	03/31/2024
US Treasury	47.5%	43.2%
Agency	22.2%	24.9%
Corporate	18.7%	19.9%
ABS	4.5%	4.2%
Money Mkt Fd	2.5%	1.7%
Supras	2.5%	2.6%
Agency CMBS	1.7%	1.9%
Agency MBS	0.4%	0.4%
Comm Paper	--	1.1%

ISSUERS

Mammoth Community Water District Cons | Account #10988 | As of June 30, 2024

Issuer	Investment Type	% Portfolio
United States	US Treasury	47.53%
Farm Credit System	Agency	10.19%
Federal Home Loan Banks	Agency	7.93%
FHLMC	Multiple	3.00%
FNMA	Multiple	2.71%
First American Govt Oblig fund	Money Mkt Fd	2.54%
Caterpillar Inc.	Corporate	1.46%
Inter-American Development Bank	Supras	1.45%
John Deere Owner Trust	ABS	1.34%
JPMorgan Chase & Co.	Corporate	1.21%
Cisco Systems, Inc.	Corporate	1.21%
UnitedHealth Group Incorporated	Corporate	1.12%
International Bank for Recon and Dev	Supras	1.03%
Amazon.com, Inc.	Corporate	0.88%
PepsiCo, Inc.	Corporate	0.71%
Bank of Montreal	Corporate	0.68%
Salesforce, Inc.	Corporate	0.68%
Chubb Limited	Corporate	0.67%
American Express Credit Master Trust	ABS	0.67%
Northern Trust Corporation	Corporate	0.67%
Truist Financial Corporation	Corporate	0.67%
Target Corporation	Corporate	0.64%
Walmart Inc.	Corporate	0.63%
Deere & Company	Corporate	0.63%
Prologis, Inc.	Corporate	0.61%
Abbott Laboratories	Corporate	0.61%
MERCEDES-BENZ AUTO RECEIVABLES TRUST	ABS	0.60%
Honda Motor Co., Ltd.	Corporate	0.57%

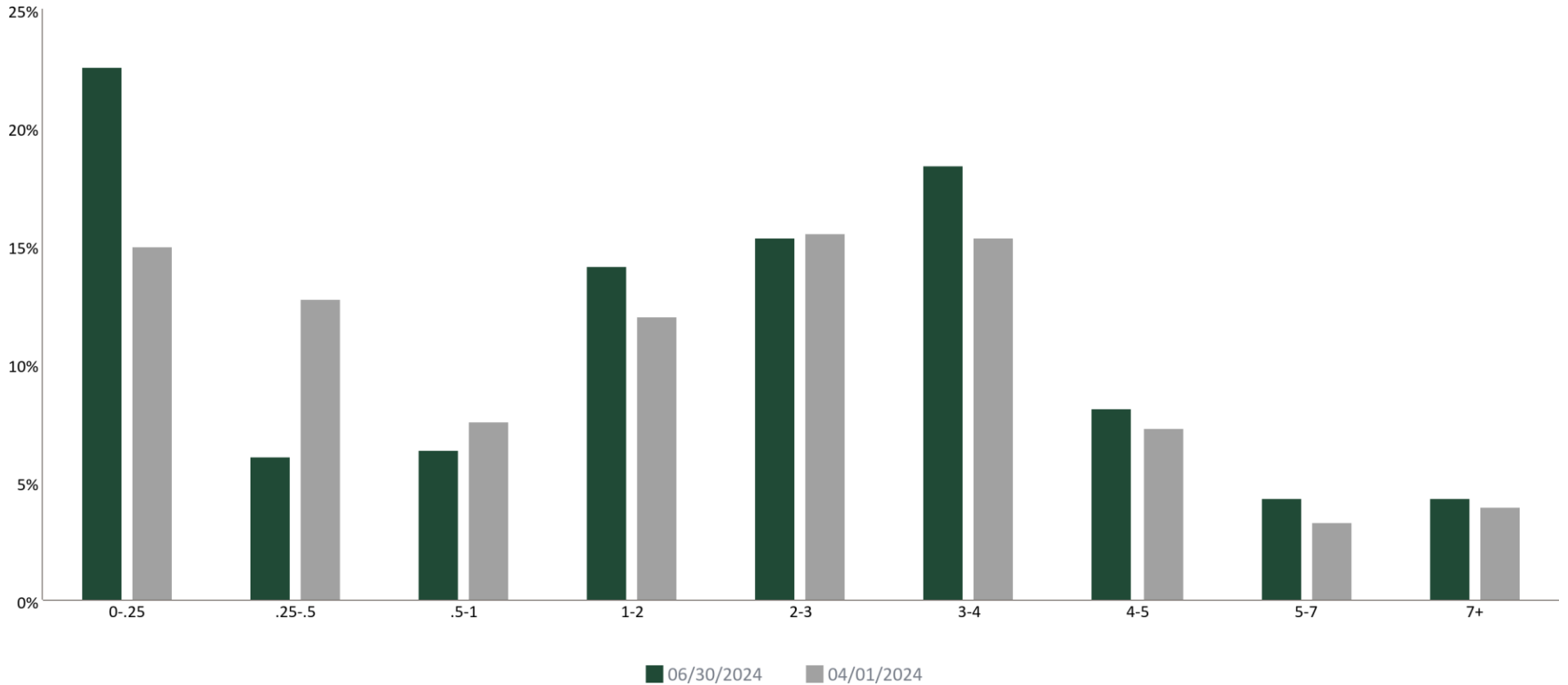
ISSUERS

Mammoth Community Water District Cons | Account #10988 | As of June 30, 2024

Issuer	Investment Type	% Portfolio
Royal Bank of Canada	Corporate	0.54%
Morgan Stanley	Corporate	0.54%
BlackRock, Inc.	Corporate	0.53%
Berkshire Hathaway Inc.	Corporate	0.53%
Bank of America Corporation	Corporate	0.52%
Dominion Energy, Inc.	Corporate	0.50%
PACCAR Inc	Corporate	0.50%
Chase Issuance Trust	ABS	0.48%
Toyota Motor Corporation	Corporate	0.48%
Duke Energy Corporation	Corporate	0.47%
Tennessee Valley Authority	Agency	0.42%
Honda Auto Receivables Owner Trust	ABS	0.33%
BMW Vehicle Owner Trust	ABS	0.30%
The Charles Schwab Corporation	Corporate	0.29%
Bank of America Credit Card Trust	ABS	0.25%
Toyota Auto Receivables Owner Trust	ABS	0.23%
Hyundai Auto Receivables Trust	ABS	0.22%
Merck & Co., Inc.	Corporate	0.12%
GM Financial Automobile Leasing Trus	ABS	0.10%
Cash	Cash	0.02%
TOTAL		100.00%

DURATION DISTRIBUTION

Mammoth Community Water District Cons | Account #10988 | As of June 30, 2024

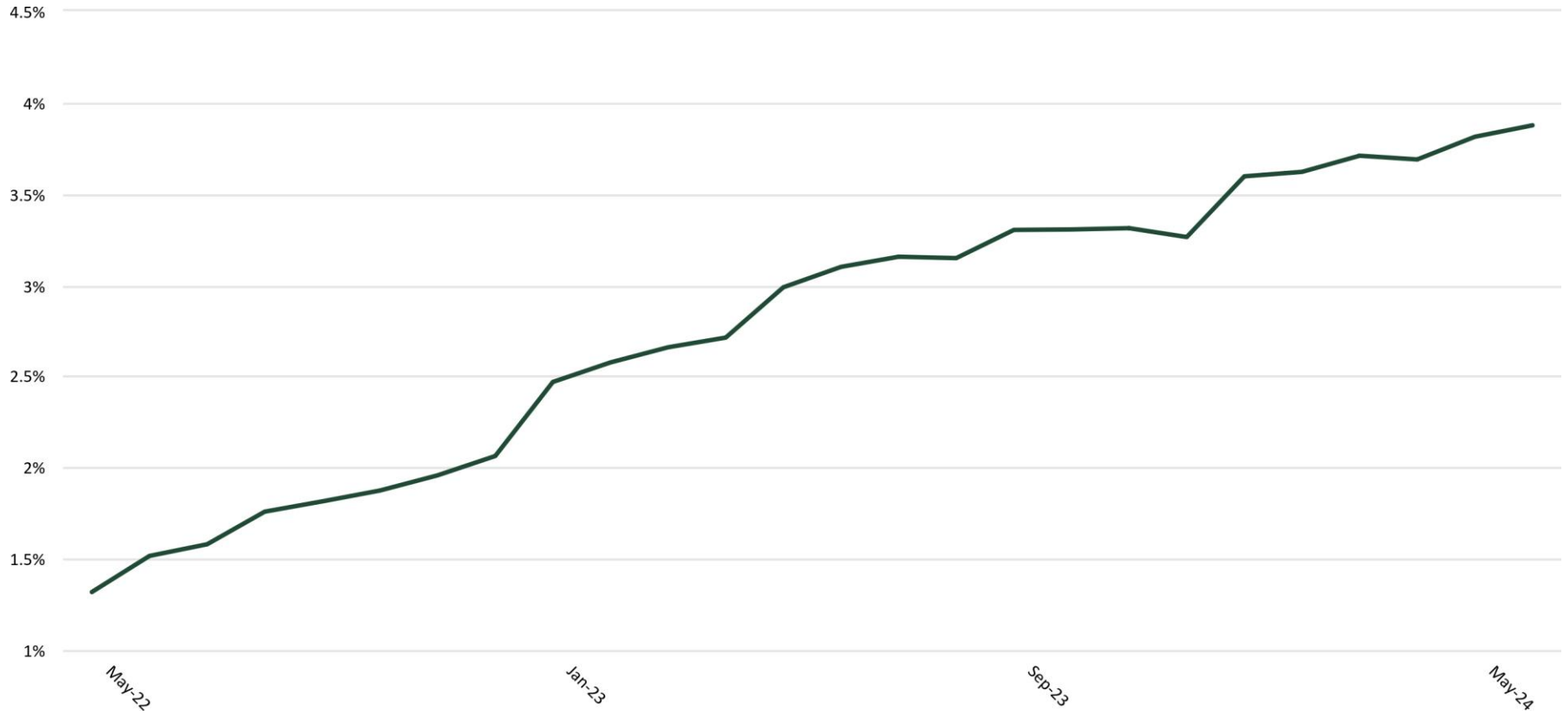


Date	0-.25	.25-.5	.5-1	1-2	2-3	3-4	4-5	5-7	7+
06/30/2024	22.6%	6.1%	6.4%	14.2%	15.3%	18.4%	8.2%	4.4%	4.3%
03/31/2024	15.0%	12.8%	7.6%	12.0%	15.6%	15.4%	7.3%	3.3%	4.0%

HISTORICAL AVERAGE PURCHASE YIELD

Mammoth Community Water District Cons | Account #10988 | As of June 30, 2024

Purchase Yield as of 06/30/24 = 3.87%



SECTION 4 | PORTFOLIO HOLDINGS

HOLDINGS REPORT



Mammoth Community Water District Cons | Account #10988 | As of June 30, 2024

Cusip	Security Description	Par Value/ Units	Purchase Date Purchase Yield	Cost Value Book Value	Mkt Price Mkt YTM	Market Value Accrued Int.	% of Port. Gain/Loss	Moody's/ S&P/ Fitch	Maturity Duration
ABS									
43815GAC3	HAROT 2021-4 A3 0.88 01/21/2026	65,929.94	-- 1.29%	65,474.94 65,766.63	97.97 4.64%	64,588.47 16.12	0.18% (1,178.16)	Aaa/NA AAA	1.56 0.55
02582JIR2	AMXCA 2021-1 A 0.9 11/15/2024	250,000.00	05/05/2022 3.19%	236,113.28 246,183.23	98.25 5.67%	245,618.58 100.00	0.67% (564.66)	Aaa/NA AAA	0.38 0.44
379929AD4	GMALT 2023-3 A3 5.38 11/20/2026	35,000.00	08/08/2023 5.38%	34,995.80 34,996.93	99.93 5.51%	34,974.70 57.54	0.10% (22.23)	NA/AAA AAA	2.39 1.22
47800AAC4	JDOT 2022-B A3 3.74 02/16/2027	83,614.87	07/12/2022 3.77%	83,606.89 83,610.87	98.59 5.33%	82,435.90 138.99	0.23% (1,174.97)	Aaa/NA AAA	2.63 0.88
448979AD6	HART 2023-A A3 4.58 04/15/2027	80,000.00	04/04/2023 5.14%	79,992.19 79,994.57	99.12 5.24%	79,296.98 162.84	0.22% (697.58)	NA/AAA AAA	2.79 1.47
89231CAD9	TAOT 2022-C A3 3.76 04/15/2027	85,000.00	08/08/2022 3.80%	84,985.80 84,992.47	98.56 5.20%	83,776.00 142.04	0.23% (1,216.47)	NA/AAA AAA	2.79 1.10
47800BAC2	JDOT 2022-C A3 5.09 06/15/2027	155,000.00	10/12/2022 5.15%	154,987.97 154,992.79	99.64 5.50%	154,446.51 350.64	0.42% (546.28)	Aaa/NA AAA	2.96 1.05
58768PAC8	MBART 2022-1 A3 5.21 08/16/2027	220,000.00	11/15/2022 5.27%	219,956.48 219,972.17	99.81 5.43%	219,577.07 509.42	0.60% (395.10)	Aaa/AAA NA	3.13 1.28
05592XAD2	BMWOT 2023-A A3 5.47 02/25/2028	30,000.00	07/11/2023 5.47%	29,994.68 29,995.78	100.31 5.39%	30,094.00 27.35	0.08% 98.22	NA/AAA AAA	3.66 1.96
47787CAC7	JDOT 2023-C A3 5.48 05/15/2028	160,000.00	09/12/2023 5.40%	159,989.01 159,990.86	100.32 5.40%	160,517.78 389.69	0.44% 526.92	Aaa/NA AAA	3.88 2.01
438123AC5	HAROT 2023-4 A3 5.67 06/21/2028	55,000.00	11/01/2023 5.74%	54,990.31 54,991.66	100.88 5.37%	55,484.92 86.63	0.15% 493.25	Aaa/NA AAA	3.98 2.28
161571HT4	CHAIT 2023-1 A 5.16 09/15/2028	175,000.00	09/07/2023 5.17%	174,951.49 174,959.19	100.26 5.11%	175,446.74 401.33	0.48% 487.55	NR/AAA AAA	4.21 2.03
096919AD7	BMWOT 2024-A A3 5.18 02/26/2029	80,000.00	06/04/2024 5.18%	79,987.85 79,987.99	100.10 5.21%	80,079.03 230.22	0.22% 91.04	Aaa/AAA NA	4.66 2.10
47786WAD2	JDOT 2024-B A3 5.2 03/15/2029	90,000.00	06/11/2024 5.81%	89,982.41 89,982.54	100.31 5.14%	90,278.06 169.00	0.25% 295.51	Aaa/NA AAA	4.71 2.32
05522RDJ4	BACCT 2024-1 A 4.93 03/15/2029	90,000.00	06/06/2024 4.93%	89,994.95 89,995.00	100.04 4.99%	90,035.69 221.85	0.25% 40.69	Aaa/AAA NA	4.71 2.61

HOLDINGS REPORT



Mammoth Community Water District Cons | Account #10988 | As of June 30, 2024

Cusip	Security Description	Par Value/ Units	Purchase Date Purchase Yield	Cost Value Book Value	Mkt Price Mkt YTM	Market Value Accrued Int.	% of Port. Gain/Loss	Moody's/ S&P/ Fitch	Maturity Duration
Total ABS		1,654,544.81	4.67%	1,640,004.05 1,650,412.69	99.53 5.33%	1,646,650.42 3,003.66	4.51% (3,762.27)	Aaa/AAA AAA	3.04 1.45
AGENCY									
3130A2UW4	FEDERAL HOME LOAN BANKS 2.875 09/13/2024	35,000.00	12/22/2022 4.49%	34,077.40 34,890.94	99.48 5.41%	34,818.87 301.88	0.10% (72.07)	Aaa/AA+ AA+	0.21 0.20
3135G0X24	FEDERAL NATIONAL MORTGAGE ASSOCIATION 1.625 01/07/2025	120,000.00	01/08/2020 1.69%	119,617.20 119,960.13	98.13 5.31%	117,761.10 942.50	0.32% (2,199.03)	Aaa/AA+ AA+	0.52 0.50
3133EMNF5	FEDERAL FARM CREDIT BANKS FUNDING CORP 0.375 01/15/2025	400,000.00	08/30/2021 0.50%	398,376.00 399,739.21	97.45 5.21%	389,804.73 691.67	1.07% (9,934.48)	Aaa/AA+ AA+	0.54 0.53
3133EPCW3	FEDERAL FARM CREDIT BANKS FUNDING CORP 5.0 03/10/2025	45,000.00	06/28/2023 4.99%	45,006.75 45,002.74	99.83 5.24%	44,922.97 693.75	0.12% (79.78)	Aaa/AA+ AA+	0.69 0.66
3135G04Z3	FEDERAL NATIONAL MORTGAGE ASSOCIATION 0.5 06/17/2025	385,000.00	-- 0.47%	385,584.85 385,121.44	95.66 5.17%	368,306.40 74.86	1.01% (16,815.04)	Aaa/AA+ AA+	0.96 0.94
3133EPNB7	FEDERAL FARM CREDIT BANKS FUNDING CORP 4.625 06/20/2025	45,000.00	06/28/2023 4.83%	44,827.65 44,915.50	99.48 5.18%	44,764.19 63.59	0.12% (151.30)	Aaa/AA+ AA+	0.97 0.94
3135G05X7	FEDERAL NATIONAL MORTGAGE ASSOCIATION 0.375 08/25/2025	400,000.00	02/17/2021 0.52%	397,359.20 399,327.39	94.81 5.07%	379,241.27 525.00	1.04% (20,086.12)	Aaa/AA+ AA+	1.15 1.12
3137EAEX3	FEDERAL HOME LOAN MORTGAGE CORP 0.375 09/23/2025	40,000.00	12/27/2022 4.23%	36,055.20 38,228.79	94.51 5.03%	37,804.76 40.83	0.10% (424.02)	Aaa/AA+ AA+	1.23 1.20
3137EAEX3	FEDERAL HOME LOAN MORTGAGE CORP 0.375 09/23/2025	425,000.00	01/28/2021 0.44%	423,767.50 424,674.09	94.51 5.03%	401,675.58 433.85	1.10% (22,998.51)	Aaa/AA+ AA+	1.23 1.20
3133EN5E6	FEDERAL FARM CREDIT BANKS FUNDING CORP 4.0 12/29/2025	40,000.00	12/29/2022 4.29%	39,678.40 39,840.23	98.61 4.97%	39,444.06 8.89	0.11% (396.17)	Aaa/AA+ AA+	1.50 1.43
3130AWGR5	FEDERAL HOME LOAN BANKS 4.375 06/12/2026	45,000.00	06/28/2023 4.41%	44,953.20 44,969.16	99.16 4.83%	44,623.68 103.91	0.12% (345.48)	Aaa/AA+ AA+	1.95 1.84
3133EPQC2	FEDERAL FARM CREDIT BANKS FUNDING CORP 4.625 07/17/2026	45,000.00	07/28/2023 4.66%	44,960.85 44,973.01	99.68 4.79%	44,857.48 948.13	0.12% (115.53)	Aaa/AA+ AA+	2.05 1.89
3133EPQC2	FEDERAL FARM CREDIT BANKS FUNDING CORP 4.625 07/17/2026	300,000.00	07/28/2023 4.64%	299,856.00 299,900.99	99.68 4.79%	299,049.88 6,320.83	0.82% (851.11)	Aaa/AA+ AA+	2.05 1.89
3133EPZY4	FEDERAL FARM CREDIT BANKS FUNDING CORP 5.0 07/30/2026	40,000.00	10/30/2023 5.01%	39,983.60 39,987.59	100.41 4.79%	40,165.41 838.89	0.11% 177.82	Aaa/AA+ AA+	2.08 1.92

HOLDINGS REPORT



Mammoth Community Water District Cons | Account #10988 | As of June 30, 2024

Cusip	Security Description	Par Value/ Units	Purchase Date Purchase Yield	Cost Value Book Value	Mkt Price Mkt YTM	Market Value Accrued Int.	% of Port. Gain/Loss	Moody's/ S&P/ Fitch	Maturity Duration
3133EPZY4	FEDERAL FARM CREDIT BANKS FUNDING CORP 5.0 07/30/2026	150,000.00	10/30/2023 5.01%	149,938.50 149,953.46	100.41 4.79%	150,620.27 3,145.83	0.41% 666.81	Aaa/AA+ AA+	2.08 1.92
3133EPZA6	FEDERAL FARM CREDIT BANKS FUNDING CORP 4.875 10/20/2026	350,000.00	10/23/2023 4.99%	348,862.50 349,123.96	100.35 4.71%	351,217.94 3,365.10	0.96% 2,093.99	Aaa/AA+ AA+	2.31 2.14
3130AYPNO	FEDERAL HOME LOAN BANKS 4.125 01/15/2027	250,000.00	01/29/2024 4.16%	249,742.50 249,778.95	98.83 4.62%	247,072.05 4,354.17	0.68% (2,706.90)	Aaa/AA+ AA+	2.54 2.34
3133EPBM6	FEDERAL FARM CREDIT BANKS FUNDING CORP 4.125 08/23/2027	270,000.00	02/24/2023 4.35%	267,526.80 268,266.65	98.73 4.56%	266,558.82 3,960.00	0.73% (1,707.82)	Aaa/AA+ AA+	3.15 2.87
3133EPDJ1	FEDERAL FARM CREDIT BANKS FUNDING CORP 4.375 09/15/2027	150,000.00	03/28/2023 3.90%	152,874.00 152,063.43	99.41 4.57%	149,112.52 1,932.29	0.41% (2,950.91)	Aaa/AA+ AA+	3.21 2.92
3133EPDJ1	FEDERAL FARM CREDIT BANKS FUNDING CORP 4.375 09/15/2027	300,000.00	03/28/2023 3.90%	305,748.00 304,126.86	99.41 4.57%	298,225.04 3,864.58	0.82% (5,901.82)	Aaa/AA+ AA+	3.21 2.92
3130ATUS4	FEDERAL HOME LOAN BANKS 4.25 12/10/2027	35,000.00	12/27/2022 4.02%	35,363.30 35,252.03	99.11 4.53%	34,689.07 86.77	0.10% (562.96)	Aaa/AA+ AA+	3.45 3.16
3130ATUS4	FEDERAL HOME LOAN BANKS 4.25 12/10/2027	400,000.00	12/22/2022 3.88%	406,616.00 404,597.18	99.11 4.53%	396,446.46 991.67	1.09% (8,150.72)	Aaa/AA+ AA+	3.45 3.16
3133EN4S6	FEDERAL FARM CREDIT BANKS FUNDING CORP 3.75 12/22/2027	400,000.00	12/22/2022 3.87%	397,788.00 398,458.52	97.43 4.56%	389,704.10 375.00	1.07% (8,754.42)	Aaa/AA+ AA+	3.48 3.21
3133EN5N6	FEDERAL FARM CREDIT BANKS FUNDING CORP 4.0 01/06/2028	40,000.00	01/30/2023 3.75%	40,448.40 40,319.50	98.20 4.56%	39,281.42 777.78	0.11% (1,038.08)	Aaa/AA+ AA+	3.52 3.18
3130ATS57	FEDERAL HOME LOAN BANKS 4.5 03/10/2028	150,000.00	02/24/2023 4.32%	151,242.00 150,910.89	99.88 4.53%	149,815.95 2,081.25	0.41% (1,094.94)	Aaa/AA+ AA+	3.70 3.32
3130ATS57	FEDERAL HOME LOAN BANKS 4.5 03/10/2028	300,000.00	03/28/2023 3.89%	308,124.00 306,057.05	99.88 4.53%	299,631.91 4,162.50	0.82% (6,425.14)	Aaa/AA+ AA+	3.70 3.32
880591EZ1	TENNESSEE VALLEY AUTHORITY 3.875 03/15/2028	155,000.00	03/30/2023 3.97%	154,319.55 154,491.64	97.82 4.52%	151,621.11 1,768.51	0.42% (2,870.52)	Aaa/AA+ AA+	3.71 3.37
3133EPGW9	FEDERAL FARM CREDIT BANKS FUNDING CORP 3.875 04/25/2028	300,000.00	04/27/2023 3.72%	302,061.00 301,575.13	97.93 4.47%	293,779.51 2,131.25	0.81% (7,795.62)	Aaa/AA+ AA+	3.82 3.48
3130AEB25	FEDERAL HOME LOAN BANKS 3.25 06/09/2028	35,000.00	12/22/2022 3.95%	33,804.05 34,135.62	95.53 4.50%	33,434.01 69.51	0.09% (701.61)	Aaa/AA+ AA+	3.94 3.64
3130AEB25	FEDERAL HOME LOAN BANKS 3.25 06/09/2028	300,000.00	06/28/2023 4.04%	289,404.00 291,561.90	95.53 4.50%	286,577.27 595.83	0.79% (4,984.64)	Aaa/AA+ AA+	3.94 3.64

HOLDINGS REPORT



Mammoth Community Water District Cons | Account #10988 | As of June 30, 2024

Cusip	Security Description	Par Value/ Units	Purchase Date Purchase Yield	Cost Value Book Value	Mkt Price Mkt YTM	Market Value Accrued Int.	% of Port. Gain/Loss	Moody's/ S&P/ Fitch	Maturity Duration
3133EPUN3	FEDERAL FARM CREDIT BANKS FUNDING CORP 4.5 08/28/2028	45,000.00	08/30/2023 4.32%	45,332.10 45,276.57	100.05 4.49%	45,021.56 691.88	0.12% (255.00)	Aaa/AA+ AA+	4.16 3.70
3133EPUN3	FEDERAL FARM CREDIT BANKS FUNDING CORP 4.5 08/28/2028	170,000.00	08/31/2023 4.32%	171,239.30 171,032.07	100.05 4.49%	170,081.46 2,613.75	0.47% (950.61)	Aaa/AA+ AA+	4.16 3.70
3130AWTR1	FEDERAL HOME LOAN BANKS 4.375 09/08/2028	140,000.00	09/25/2023 4.68%	138,147.80 138,433.46	99.66 4.46%	139,529.62 1,922.57	0.38% 1,096.15	Aaa/AA+ AA+	4.19 3.74
3130AWTR1	FEDERAL HOME LOAN BANKS 4.375 09/08/2028	325,000.00	09/22/2023 4.63%	321,321.00 321,890.13	99.66 4.46%	323,908.04 4,463.11	0.89% 2,017.91	Aaa/AA+ AA+	4.19 3.74
3130AXQK7	FEDERAL HOME LOAN BANKS 4.75 12/08/2028	155,000.00	01/29/2024 4.05%	159,701.15 159,295.70	101.38 4.40%	157,144.36 470.38	0.43% (2,151.33)	Aaa/AA+ AA+	4.44 3.96
3130AXQK7	FEDERAL HOME LOAN BANKS 4.75 12/08/2028	250,000.00	01/29/2024 4.05%	257,582.50 256,928.54	101.38 4.40%	253,458.65 758.68	0.69% (3,469.89)	Aaa/AA+ AA+	4.44 3.96
3133ERDH1	FEDERAL FARM CREDIT BANKS FUNDING CORP 4.75 04/30/2029	40,000.00	04/29/2024 4.70%	40,081.20 40,078.44	101.45 4.41%	40,581.17 321.94	0.11% 502.72	Aaa/AA+ AA+	4.83 4.25
3130AGUW3	FEDERAL HOME LOAN BANKS 2.125 09/14/2029	45,000.00	07/28/2023 4.32%	39,726.00 40,518.16	89.21 4.47%	40,143.16 284.22	0.11% (375.00)	Aaa/AA+ AA+	5.21 4.80
3130AGUW3	FEDERAL HOME LOAN BANKS 2.125 09/14/2029	125,000.00	07/28/2023 4.32%	110,350.00 112,550.45	89.21 4.47%	111,508.78 789.50	0.31% (1,041.67)	Aaa/AA+ AA+	5.21 4.80
3133EN7B0	FEDERAL FARM CREDIT BANKS FUNDING CORP 3.75 01/25/2030	35,000.00	01/31/2023 3.88%	34,726.65 34,782.05	96.35 4.50%	33,723.82 568.75	0.09% (1,058.23)	Aaa/AA+ AA+	5.57 4.87
3133EN7B0	FEDERAL FARM CREDIT BANKS FUNDING CORP 3.75 01/25/2030	150,000.00	02/27/2023 4.36%	144,549.00 145,605.50	96.35 4.50%	144,530.67 2,437.50	0.40% (1,074.83)	Aaa/AA+ AA+	5.57 4.87
3135G05Q2	FEDERAL NATIONAL MORTGAGE ASSOCIATION 0.875 08/05/2030	40,000.00	01/31/2023 3.62%	32,832.40 34,183.35	81.01 4.47%	32,405.50 141.94	0.09% (1,777.84)	Aaa/AA+ AA+	6.10 5.78
3133ENG53	FEDERAL FARM CREDIT BANKS FUNDING CORP 1.625 12/09/2031	150,000.00	02/27/2023 4.33%	120,642.00 125,119.87	81.50 4.59%	122,255.44 148.96	0.34% (2,864.43)	Aaa/AA+ AA+	7.44 6.82
3133ENUJ7	FEDERAL FARM CREDIT BANKS FUNDING CORP 2.9 04/12/2032	40,000.00	12/29/2022 4.50%	35,177.60 35,959.54	89.20 4.56%	35,678.00 254.56	0.10% (281.54)	Aaa/AA+ AA+	7.79 6.77
3133END64	FEDERAL FARM CREDIT BANKS FUNDING CORP 3.25 07/28/2032	150,000.00	10/30/2023 5.25%	129,204.00 130,793.17	91.00 4.60%	136,502.11 2,071.88	0.37% 5,708.94	Aaa/AA+ AA+	8.08 6.85
3133EPCJ2	FEDERAL FARM CREDIT BANKS FUNDING CORP 4.375 03/03/2033	150,000.00	03/28/2023 4.17%	152,479.50 152,165.03	97.98 4.66%	146,969.31 2,151.04	0.40% (5,195.73)	Aaa/AA+ AA+	8.67 7.03

HOLDINGS REPORT



Mammoth Community Water District Cons | Account #10988 | As of June 30, 2024

Cusip	Security Description	Par Value/ Units	Purchase Date Purchase Yield	Cost Value Book Value	Mkt Price Mkt YTM	Market Value Accrued Int.	% of Port. Gain/Loss	Moody's/ S&P/ Fitch	Maturity Duration
3130AV4X7	FEDERAL HOME LOAN BANKS 4.375 03/11/2033	45,000.00	10/30/2023 5.32%	41,881.05 42,103.64	97.97 4.66%	44,088.30 601.56	0.12% 1,984.66	Aaa/AA+ AA+	8.70 7.05
3130AV4X7	FEDERAL HOME LOAN BANKS 4.375 03/11/2033	135,000.00	04/27/2023 4.11%	137,884.95 137,540.84	97.97 4.66%	132,264.90 1,804.69	0.36% (5,275.94)	Aaa/AA+ AA+	8.70 7.05
3130AVWG3	FEDERAL HOME LOAN BANKS 4.0 06/10/2033	45,000.00	06/28/2023 4.18%	44,334.90 44,402.25	95.51 4.62%	42,980.27 105.00	0.12% (1,421.99)	Aaa/AA+ AA+	8.94 7.38
3130AVWG3	FEDERAL HOME LOAN BANKS 4.0 06/10/2033	125,000.00	07/28/2023 4.45%	120,507.50 120,926.57	95.51 4.62%	119,389.63 291.67	0.33% (1,536.94)	Aaa/AA+ AA+	8.94 7.38
Total Agency		8,310,000.00	3.51%	8,225,667.00 8,241,789.28	97.57 4.69%	8,097,192.58 68,544.19	22.19% (144,596.70)	Aaa/AA+ AA+	3.41 3.05

AGENCY CMBS									
3137FBTA4	FHMS K-728 A2 3.064 08/25/2024	122,555.98	05/25/2022 2.79%	122,843.22 122,567.21	99.45 5.70%	121,887.01 312.93	0.33% (680.20)	Aaa/AA+ AAA	0.15 0.13
3137BSRES	FHMS K-059 A2 3.12 09/25/2026	275,000.00	02/18/2022 2.07%	286,816.41 280,671.88	96.11 4.99%	264,311.11 715.00	0.72% (16,360.77)	Aaa/AAA AAA	2.24 2.02
3137FETN0	FHMS K-073 A2 3.35 01/25/2028	235,000.00	05/24/2023 4.27%	225,857.03 228,026.92	95.10 4.87%	223,490.38 656.04	0.61% (4,536.54)	Aaa/AA+ AAA	3.57 3.18
Total Agency CMBS		632,555.98	3.02%	635,516.66 631,266.01	96.41 5.09%	609,688.50 1,683.97	1.67% (21,577.51)	Aaa/AA+ AAA	2.31 2.07

AGENCY MBS									
31418BLL8	FN MA2130 3.5 12/01/2029	18,533.94	09/01/2015 2.42%	19,608.18 18,933.57	96.53 4.89%	17,890.70 54.06	0.05% (1,042.86)	Aaa/AA+ AA+	5.42 2.42
3138YDAS8	FN AY0016 2.5 01/01/2030	8,215.80	09/01/2015 2.16%	8,355.39 8,268.02	94.38 4.82%	7,753.79 17.12	0.02% (514.24)	Aaa/AA+ AA+	5.51 2.43
3138WE3R8	FN AS5307 3.0 07/01/2030	10,869.74	09/01/2015 2.27%	11,301.93 11,040.89	95.32 4.75%	10,360.78 27.17	0.03% (680.11)	Aaa/AA+ AA+	6.00 2.65
3138WE5U9	FN AS5358 3.0 07/01/2030	11,125.51	09/01/2015 2.26%	11,567.84 11,300.34	95.32 4.75%	10,604.76 27.81	0.03% (695.59)	Aaa/AA+ AA+	6.00 2.65

HOLDINGS REPORT



Mammoth Community Water District Cons | Account #10988 | As of June 30, 2024

Cusip	Security Description	Par Value/ Units	Purchase Date Purchase Yield	Cost Value Book Value	Mkt Price Mkt YTM	Market Value Accrued Int.	% of Port. Gain/Loss	Moody's/ S&P/ Fitch	Maturity Duration
3138YTMT8	FN AZ2169 2.5 07/01/2030	13,804.66	09/01/2015 2.17%	14,040.71 13,898.37	93.97 4.74%	12,972.62 28.76	0.04% (925.76)	Aaa/AA+ AA+	6.00 2.69
3138YR6T0	FN AZ0881 2.5 07/01/2030	15,759.19	08/11/2016 1.79%	16,331.52 16,000.19	94.19 4.72%	14,843.93 32.83	0.04% (1,156.26)	Aaa/AA+ AA+	6.00 2.61
31307PEF2	FH J32834 2.5 09/01/2030	10,496.27	10/14/2015 2.08%	10,750.35 10,599.60	93.57 4.92%	9,821.86 21.87	0.03% (777.73)	Aaa/AA+ AA+	6.17 2.69
3132KFBZ4	FH V60956 2.5 09/01/2030	14,973.79	11/12/2015 2.26%	15,156.16 15,047.85	94.09 4.75%	14,089.31 31.20	0.04% (958.55)	Aaa/AA+ AA+	6.17 2.66
3128MEMN8	FH G15565 3.0 10/01/2030	9,561.65	10/14/2015 2.21%	9,985.93 9,734.34	95.40 4.74%	9,121.37 23.90	0.03% (612.98)	Aaa/AA+ AA+	6.25 2.67
31307PNB1	FH J33086 3.0 11/01/2030	12,077.90	11/12/2015 2.38%	12,487.32 12,246.84	95.36 4.73%	11,517.34 30.19	0.03% (729.50)	Aaa/AA+ AA+	6.34 2.70
3138ETA55	FN AL8127 2.0 01/01/2031	16,327.83	08/08/2016 1.66%	16,598.21 16,445.48	93.06 4.62%	15,194.26 27.21	0.04% (1,251.22)	Aaa/AA+ AA+	6.51 2.68
Total Agency MBS		141,746.27	2.14%	146,183.53 143,515.50	94.67 4.76%	134,170.70 322.13	0.37% (9,344.80)	Aaa/AA+ AA+	6.03 2.62

CASH									
CCYUSD	Receivable	196.16	-- 0.00%	196.16 196.16	1.00 0.00%	196.16 0.00	0.00% 0.00	Aaa/AAA AAA	0.00 0.00
CCYUSD	Receivable	841.19	-- 0.00%	841.19 841.19	1.00 0.00%	841.19 0.00	0.00% 0.00	Aaa/AAA AAA	0.00 0.00
CCYUSD	Receivable	3,394.58	-- 0.00%	3,394.58 3,394.58	1.00 0.00%	3,394.58 0.00	0.01% 0.00	Aaa/AAA AAA	0.00 0.00
CCYUSD	Receivable	3,983.99	-- 0.00%	3,983.99 3,983.99	1.00 0.00%	3,983.99 0.00	0.01% 0.00	Aaa/AAA AAA	0.00 0.00
Total Cash		8,415.92	0.00%	8,415.92 8,415.92	1.00 0.00%	8,415.92 0.00	0.02% 0.00	Aaa/AAA AAA	0.00 0.00

CORPORATE

HOLDINGS REPORT



Mammoth Community Water District Cons | Account #10988 | As of June 30, 2024

Cusip	Security Description	Par Value/ Units	Purchase Date Purchase Yield	Cost Value Book Value	Mkt Price Mkt YTM	Market Value Accrued Int.	% of Port. Gain/Loss	Moody's/ S&P/ Fitch	Maturity Duration
06367TQW3	BANK OF MONTREAL 0.625 07/09/2024	250,000.00	09/29/2021 0.71%	249,430.00 249,995.50	99.88 5.24%	249,710.83 746.53	0.68% (284.67)	A2/A- AA-	0.02 0.02
79466LAG9	SALESFORCE INC 0.625 07/15/2024	250,000.00	12/23/2021 0.99%	247,685.00 249,965.15	99.81 5.23%	249,519.68 720.49	0.68% (445.47)	A1/A+ NA	0.04 0.04
78015K7C2	ROYAL BANK OF CANADA 2.25 11/01/2024	200,000.00	09/22/2020 0.70%	212,574.00 201,031.76	98.87 5.65%	197,743.02 750.00	0.54% (3,288.74)	A1/A AA-	0.34 0.33
14913Q3B3	CATERPILLAR FINANCIAL SERVICES CORP 2.15 11/08/2024	230,000.00	03/15/2021 0.87%	240,605.30 231,035.05	98.81 5.55%	227,257.71 728.01	0.62% (3,777.34)	A2/A A+	0.36 0.35
89788JAA7	TRUIST BANK 1.5 03/10/2025	250,000.00	12/23/2021 1.26%	251,835.00 250,364.70	97.13 5.77%	242,831.66 1,156.25	0.67% (7,533.04)	A3/A A	0.69 0.67
002824BB5	ABBOTT LABORATORIES 2.95 03/15/2025	225,000.00	05/27/2021 0.57%	242,903.25 227,427.34	98.38 5.30%	221,361.34 1,954.38	0.61% (6,066.00)	Aa3/AA- WR	0.71 0.68
00440EAS6	CHUBB INA HOLDINGS LLC 3.15 03/15/2025	250,000.00	03/25/2021 1.07%	270,317.50 253,608.57	98.43 5.44%	246,064.20 2,318.75	0.67% (7,544.37)	A3/A A	0.71 0.68
24422EWF2	JOHN DEERE CAPITAL CORP 3.4 06/06/2025	60,000.00	06/01/2022 3.41%	59,986.20 59,995.72	98.17 5.43%	58,904.28 141.67	0.16% (1,091.44)	A1/A A+	0.93 0.90
6174468C6	MORGAN STANLEY 4.0 07/23/2025	200,000.00	06/22/2022 4.08%	199,558.00 199,847.95	98.50 5.47%	197,005.08 3,511.11	0.54% (2,842.88)	A1/A- A+	1.06 1.01
14913R2Z9	CATERPILLAR FINANCIAL SERVICES CORP 3.65 08/12/2025	275,000.00	08/08/2022 3.69%	274,667.25 274,876.43	98.21 5.32%	270,074.75 3,875.59	0.74% (4,801.68)	A2/A A+	1.12 1.06
06051GHY8	BANK OF AMERICA CORP 2.015 02/13/2026	45,000.00	-- 5.46%	42,156.30 43,775.60	97.71 6.10%	43,970.07 347.59	0.12% 194.47	A1/A- AA-	1.62 0.60
06051GHY8	BANK OF AMERICA CORP 2.015 02/13/2026	150,000.00	-- 5.80%	141,853.50 146,676.86	97.71 6.10%	146,566.91 1,158.63	0.40% (109.96)	A1/A- AA-	1.62 0.60
084670BS6	BERKSHIRE HATHAWAY INC 3.125 03/15/2026	200,000.00	05/02/2022 3.39%	198,090.00 199,158.03	96.79 5.11%	193,586.00 1,840.28	0.53% (5,572.03)	Aa2/AA A+	1.71 1.62
023135BX3	AMAZON.COM INC 1.0 05/12/2026	45,000.00	-- 4.54%	40,522.90 42,256.93	93.03 4.95%	41,864.59 61.25	0.11% (392.34)	A1/AA AA-	1.87 1.81
023135BX3	AMAZON.COM INC 1.0 05/12/2026	100,000.00	02/24/2023 4.91%	88,534.00 93,330.30	93.03 4.95%	93,032.43 136.11	0.26% (297.87)	A1/AA AA-	1.87 1.81
023135BX3	AMAZON.COM INC 1.0 05/12/2026	200,000.00	07/28/2021 0.80%	201,804.00 200,688.03	93.03 4.95%	186,064.85 272.22	0.51% (14,623.18)	A1/AA AA-	1.87 1.81

HOLDINGS REPORT



Mammoth Community Water District Cons | Account #10988 | As of June 30, 2024

Cusip	Security Description	Par Value/ Units	Purchase Date Purchase Yield	Cost Value Book Value	Mkt Price Mkt YTM	Market Value Accrued Int.	% of Port. Gain/Loss	Moody's/ S&P/ Fitch	Maturity Duration
89236TJK2	TOYOTA MOTOR CREDIT CORP 1.125 06/18/2026	15,000.00	12/27/2022 4.63%	13,330.80 14,055.39	92.61 5.12%	13,891.13 6.09	0.04% (164.26)	A1/A+ A+	1.97 1.90
02665WDZ1	AMERICAN HONDA FINANCE CORP 1.3 09/09/2026	225,000.00	05/02/2022 3.60%	204,063.75 214,459.41	92.15 5.13%	207,331.76 910.00	0.57% (7,127.64)	A3/A- A	2.19 2.10
931142ERO	WALMART INC 1.05 09/17/2026	250,000.00	09/29/2021 1.06%	249,820.00 249,919.78	92.18 4.81%	230,459.28 758.33	0.63% (19,460.50)	Aa2/AA AA	2.22 2.14
713448FW3	PEPSICO INC 5.125 11/10/2026	65,000.00	11/08/2023 5.13%	64,982.45 64,986.20	100.44 4.92%	65,285.61 471.93	0.18% 299.41	A1/A+ NA	2.36 2.11
26444HAC5	DUKE ENERGY FLORIDA LLC 3.2 01/15/2027	30,000.00	10/30/2023 5.56%	27,944.70 28,372.60	95.46 5.13%	28,639.21 442.67	0.08% 266.61	A1/A WR	2.54 2.36
26444HAC5	DUKE ENERGY FLORIDA LLC 3.2 01/15/2027	150,000.00	-- 5.03%	143,059.50 143,554.81	95.46 5.13%	143,196.03 2,213.33	0.39% (358.78)	A1/A WR	2.54 2.36
87612EBM7	TARGET CORP 1.95 01/15/2027	250,000.00	01/28/2022 1.96%	249,905.00 249,951.29	93.06 4.89%	232,650.55 2,247.92	0.64% (17,300.74)	A2/A A	2.54 2.41
808513BY0	CHARLES SCHWAB CORP 2.45 03/03/2027	15,000.00	12/27/2022 4.63%	13,768.65 14,212.74	93.27 5.18%	13,989.90 120.46	0.04% (222.84)	A2/A- A	2.67 2.52
808513BY0	CHARLES SCHWAB CORP 2.45 03/03/2027	100,000.00	02/24/2023 5.03%	90,744.00 93,835.66	93.27 5.18%	93,266.01 803.06	0.26% (569.65)	A2/A- A	2.67 2.52
89236TJZ9	TOYOTA MOTOR CREDIT CORP 3.05 03/22/2027	20,000.00	01/30/2023 4.41%	18,978.40 19,327.95	94.96 5.05%	18,992.87 167.75	0.05% (335.08)	A1/A+ A+	2.73 2.55
89236TJZ9	TOYOTA MOTOR CREDIT CORP 3.05 03/22/2027	150,000.00	-- 5.04%	140,233.00 142,629.85	94.96 5.05%	142,446.51 1,258.13	0.39% (183.33)	A1/A+ A+	2.73 2.55
46647PCB0	JPMORGAN CHASE & CO 1.578 04/22/2027	45,000.00	-- 5.32%	40,408.65 42,218.22	93.32 5.77%	41,994.38 136.10	0.12% (223.84)	A1/A- AA-	2.81 1.74
46647PCB0	JPMORGAN CHASE & CO 1.578 04/22/2027	150,000.00	-- 5.61%	134,920.00 139,975.63	93.32 5.77%	139,981.26 453.68	0.38% 5.63	A1/A- AA-	2.81 1.74
665859AW4	NORTHERN TRUST CORP 4.0 05/10/2027	250,000.00	06/27/2022 3.98%	250,232.50 250,135.16	97.61 4.90%	244,035.04 1,416.67	0.67% (6,100.12)	A2/A+ A+	2.86 2.65
927804GH1	VIRGINIA ELECTRIC AND POWER CO 3.75 05/15/2027	40,000.00	06/28/2023 4.87%	38,426.80 38,834.83	96.31 5.15%	38,523.15 191.67	0.11% (311.69)	A2/BBB+ A	2.87 2.67
91324PEG3	UNITEDHEALTH GROUP INC 3.7 05/15/2027	45,000.00	-- 4.38%	43,885.50 44,200.76	96.77 4.92%	43,547.46 212.75	0.12% (653.29)	A2/A+ A	2.87 2.67

HOLDINGS REPORT



Mammoth Community Water District Cons | Account #10988 | As of June 30, 2024

Cusip	Security Description	Par Value/ Units	Purchase Date Purchase Yield	Cost Value Book Value	Mkt Price Mkt YTM	Market Value Accrued Int.	% of Port. Gain/Loss	Moody's/ S&P/ Fitch	Maturity Duration
91324PEG3	UNITEDHEALTH GROUP INC 3.7 05/15/2027	150,000.00	-- 4.96%	143,654.00 145,112.68	96.77 4.92%	145,158.21 709.17	0.40% 45.53	A2/A+ A	2.87 2.67
927804GH1	VIRGINIA ELECTRIC AND POWER CO 3.75 05/15/2027	150,000.00	-- 5.05%	144,529.00 144,873.86	96.31 5.15%	144,461.80 718.75	0.40% (412.06)	A2/BBB+ A	2.87 2.67
24422EWR6	JOHN DEERE CAPITAL CORP 4.75 01/20/2028	20,000.00	01/30/2023 4.34%	20,358.60 20,256.45	99.57 4.88%	19,914.79 424.86	0.05% (341.66)	A1/A A+	3.56 3.17
24422EWR6	JOHN DEERE CAPITAL CORP 4.75 01/20/2028	150,000.00	-- 4.93%	149,013.00 149,151.56	99.57 4.88%	149,360.94 3,186.46	0.41% 209.39	A1/A A+	3.56 3.17
713448FL7	PEPSICO INC 3.6 02/18/2028	200,000.00	03/27/2024 4.49%	193,698.00 194,119.02	96.15 4.76%	192,304.20 2,660.00	0.53% (1,814.82)	A1/A+ NA	3.64 3.31
58933YBH7	MERCK & CO INC 4.05 05/17/2028	45,000.00	05/08/2023 4.07%	44,963.55 44,971.75	97.90 4.65%	44,053.61 222.75	0.12% (918.14)	A1/A+ NA	3.88 3.53
74340XCG4	PROLOGIS LP 4.875 06/15/2028	225,000.00	05/28/2024 5.10%	223,125.75 223,167.60	99.51 5.01%	223,899.00 487.50	0.61% 731.40	A3/A NA	3.96 3.55
91324PEU2	UNITEDHEALTH GROUP INC 4.25 01/15/2029	225,000.00	05/28/2024 5.05%	217,615.50 217,759.52	97.37 4.90%	219,086.79 4,409.38	0.60% 1,327.26	A2/A+ A	4.54 3.99
46647PAM8	JPMORGAN CHASE & CO 3.509 01/23/2029	275,000.00	03/27/2024 5.06%	260,312.25 261,311.77	94.57 5.48%	260,057.25 4,235.17	0.71% (1,254.53)	A1/A- AA-	4.57 3.24
69371RS80	PACCAR FINANCIAL CORP 4.6 01/31/2029	45,000.00	01/29/2024 4.52%	45,151.65 45,139.03	98.90 4.87%	44,506.62 868.25	0.12% (632.41)	A1/A+ NA	4.59 4.01
69371RS80	PACCAR FINANCIAL CORP 4.6 01/31/2029	140,000.00	-- 4.68%	139,587.80 139,573.81	98.90 4.87%	138,465.05 2,701.22	0.38% (1,108.76)	A1/A+ NA	4.59 4.01
17275RBR2	CISCO SYSTEMS INC 4.85 02/26/2029	40,000.00	02/27/2024 4.84%	40,020.80 40,019.37	99.98 4.85%	39,992.94 673.61	0.11% (26.43)	A1/AA- NA	4.66 4.06
17275RBR2	CISCO SYSTEMS INC 4.85 02/26/2029	150,000.00	-- 4.91%	149,610.50 149,615.09	99.98 4.85%	149,973.54 2,526.04	0.41% 358.45	A1/AA- NA	4.66 4.06
17275RBR2	CISCO SYSTEMS INC 4.85 02/26/2029	250,000.00	02/27/2024 4.84%	250,130.00 250,121.08	99.98 4.85%	249,955.90 4,210.07	0.69% (165.19)	A1/AA- NA	4.66 4.06
14913UAJ9	CATERPILLAR FINANCIAL SERVICES CORP 4.85 02/27/2029	35,000.00	05/29/2024 5.05%	34,702.50 34,707.99	100.02 4.84%	35,008.28 584.69	0.10% 300.29	A2/A A+	4.66 4.06
09290DAA9	BLACKROCK FUNDING INC 4.7 03/14/2029	45,000.00	03/28/2024 4.65%	45,090.00 45,085.21	99.57 4.80%	44,805.14 628.63	0.12% (280.07)	Aa3/AA- NA	4.70 4.12

HOLDINGS REPORT



Mammoth Community Water District Cons | Account #10988 | As of June 30, 2024

Cusip	Security Description	Par Value/ Units	Purchase Date Purchase Yield	Cost Value Book Value	Mkt Price Mkt YTM	Market Value Accrued Int.	% of Port. Gain/Loss	Moody's/ S&P/ Fitch	Maturity Duration
09290DAA9	BLACKROCK FUNDING INC 4.7 03/14/2029	150,000.00	-- 4.78%	149,495.50 149,497.74	99.57 4.80%	149,350.45 2,095.42	0.41% (147.29)	Aa3/AA- NA	4.70 4.12
Total Corporate		7,025,000.00	3.43%	6,938,284.30 6,929,187.72	97.06 5.17%	6,814,142.04 62,871.32	18.68% (115,045.68)	A1/A A+	2.37 2.08

MONEY MARKET FUND									
31846V203	FIRST AMER:GVT OBLG Y	14,976.11	-- 4.92%	14,976.11 14,976.11	1.00 4.92%	14,976.11 0.00	0.04% 0.00	Aaa/ AAAm AAA	0.00 0.00
31846V203	FIRST AMER:GVT OBLG Y	61,520.40	-- 4.92%	61,520.40 61,520.40	1.00 4.92%	61,520.40 0.00	0.17% 0.00	Aaa/ AAAm AAA	0.00 0.00
31846V203	FIRST AMER:GVT OBLG Y	173,622.28	-- 4.92%	173,622.28 173,622.28	1.00 4.92%	173,622.28 0.00	0.48% 0.00	Aaa/ AAAm AAA	0.00 0.00
31846V203	FIRST AMER:GVT OBLG Y	677,754.98	-- 4.92%	677,754.98 677,754.98	1.00 4.92%	677,754.98 0.00	1.86% 0.00	Aaa/ AAAm AAA	0.00 0.00
Total Money Market Fund		927,873.77	4.92%	927,873.77 927,873.77	1.00 4.92%	927,873.77 0.00	2.54% 0.00	Aaa/ AAAm AAA	0.00 0.00

SUPRANATIONAL									
4581X0EE4	INTER-AMERICAN DEVELOPMENT BANK 3.25 07/01/2024	215,000.00	06/22/2022 3.25%	214,978.50 215,000.00	100.00 3.25%	215,000.00 3,493.75	0.59% 0.00	Aaa/AAA NA	0.00 0.00
459058JL8	INTERNATIONAL BANK FOR RECONSTRUCTION AND DEVELOPM 0.5 10/28/2025	400,000.00	02/17/2021 0.61%	398,004.00 399,435.71	94.26 5.02%	377,029.31 350.00	1.03% (22,406.40)	Aaa/AAA NA	1.33 1.29
4581X0EKO	INTER-AMERICAN DEVELOPMENT BANK 4.5 05/15/2026	315,000.00	06/27/2023 4.53%	314,757.45 314,841.32	99.34 4.87%	312,906.40 1,811.25	0.86% (1,934.92)	Aaa/AAA NA	1.87 1.77

HOLDINGS REPORT



Mammoth Community Water District Cons | Account #10988 | As of June 30, 2024

Cusip	Security Description	Par Value/ Units	Purchase Date Purchase Yield	Cost Value Book Value	Mkt Price Mkt YTM	Market Value Accrued Int.	% of Port. Gain/Loss	Moody's/ S&P/ Fitch	Maturity Duration
Total Supranational		930,000.00	2.59%	927,739.95 929,277.03	97.38 4.55%	904,935.71 5,655.00	2.48% (24,341.32)	Aaa/AAA NA	1.20 1.15
US TREASURY									
912796Y52	UNITED STATES TREASURY 07/05/2024	1,400,000.00	-- 5.24%	1,377,353.80 1,399,210.61	99.94 4.29%	1,399,179.70 0.00	3.84% (30.91)	P-1/A-1+ F1+	0.01 0.01
912797KN6	UNITED STATES TREASURY 07/09/2024	90,000.00	05/31/2024 5.38%	89,485.41 89,894.44	99.88 4.71%	89,895.55 0.00	0.25% 1.11	P-1/A-1+ F1+	0.02 0.02
912797KN6	UNITED STATES TREASURY 07/09/2024	265,000.00	05/31/2024 5.38%	263,484.83 264,689.20	99.88 4.71%	264,692.45 0.00	0.73% 3.26	P-1/A-1+ F1+	0.02 0.02
912828Y87	UNITED STATES TREASURY 1.75 07/31/2024	300,000.00	01/31/2020 1.36%	305,203.13 300,095.01	99.70 5.22%	299,107.42 2,192.31	0.82% (987.58)	Aaa/AA+ AA+	0.08 0.08
912797KW6	UNITED STATES TREASURY 08/06/2024	200,000.00	06/13/2024 5.36%	198,455.64 198,951.00	99.48 5.18%	198,955.07 0.00	0.55% 4.07	P-1/A-1+ F1+	0.10 0.10
912797GK7	UNITED STATES TREASURY 08/08/2024	2,640,000.00	-- 5.13%	2,583,479.18 2,626,215.08	99.45 5.22%	2,625,390.90 0.00	7.20% (824.18)	P-1/A-1+ F1+	0.11 0.11
912828YE4	UNITED STATES TREASURY 1.25 08/31/2024	350,000.00	03/15/2021 0.49%	359,187.50 350,443.38	99.30 5.41%	347,556.15 1,462.30	0.95% (2,887.23)	Aaa/AA+ AA+	0.17 0.17
912797LGO	UNITED STATES TREASURY 09/10/2024	450,000.00	05/31/2024 5.39%	443,328.31 445,355.98	98.97 5.29%	445,353.49 0.00	1.22% (2.49)	P-1/A-1+ F1+	0.20 0.20
91282CCX7	UNITED STATES TREASURY 0.375 09/15/2024	830,000.00	01/26/2024 5.05%	806,364.45 822,189.99	98.98 5.28%	821,570.31 913.45	2.25% (619.68)	Aaa/AA+ AA+	0.21 0.21
912797GW1	UNITED STATES TREASURY 10/03/2024	600,000.00	03/14/2024 5.19%	583,242.42 592,201.92	98.65 5.28%	591,892.50 0.00	1.62% (309.42)	P-1/A-1+ F1+	0.26 0.26
91282CDB4	UNITED STATES TREASURY 0.625 10/15/2024	235,000.00	05/02/2022 2.86%	222,543.16 233,526.31	98.63 5.37%	231,787.11 309.00	0.64% (1,739.20)	Aaa/AA+ AA+	0.29 0.29
912797LC9	UNITED STATES TREASURY 11/07/2024	466,000.00	05/31/2024 5.36%	455,292.98 457,367.47	98.15 5.30%	457,366.96 0.00	1.25% (0.50)	P-1/A-1+ F1+	0.36 0.35
912828YYO	UNITED STATES TREASURY 1.75 12/31/2024	300,000.00	04/12/2021 0.56%	313,136.72 301,770.26	98.24 5.36%	294,726.56 14.27	0.81% (7,043.70)	Aaa/AA+ AA+	0.50 0.49
912828J27	UNITED STATES TREASURY 2.0 02/15/2025	275,000.00	05/27/2021 0.49%	290,307.62 277,579.43	97.96 5.36%	269,379.15 2,070.05	0.74% (8,200.28)	Aaa/AA+ AA+	0.63 0.61

HOLDINGS REPORT



Mammoth Community Water District Cons | Account #10988 | As of June 30, 2024

Cusip	Security Description	Par Value/ Units	Purchase Date Purchase Yield	Cost Value Book Value	Mkt Price Mkt YTM	Market Value Accrued Int.	% of Port. Gain/Loss	Moody's/ S&P/ Fitch	Maturity Duration
91282CAT8	UNITED STATES TREASURY 0.25 10/31/2025	400,000.00	02/26/2021 0.75%	390,734.38 397,353.46	93.98 4.97%	375,921.88 168.48	1.03% (21,431.58)	Aaa/AA+ AA+	1.34 1.30
912828M56	UNITED STATES TREASURY 2.25 11/15/2025	325,000.00	-- 2.77%	319,624.02 322,789.35	96.43 4.97%	313,383.79 933.93	0.86% (9,405.56)	Aaa/AA+ AA+	1.38 1.33
912828R36	UNITED STATES TREASURY 1.625 05/15/2026	45,000.00	12/22/2022 3.96%	41,704.10 43,177.25	94.41 4.77%	42,486.33 93.39	0.12% (690.92)	Aaa/AA+ AA+	1.87 1.81
912828R36	UNITED STATES TREASURY 1.625 05/15/2026	200,000.00	12/23/2021 1.22%	203,500.00 201,495.00	94.41 4.77%	188,828.12 415.08	0.52% (12,666.87)	Aaa/AA+ AA+	1.87 1.81
91282CHU8	UNITED STATES TREASURY 4.375 08/15/2026	350,000.00	11/29/2023 4.48%	349,042.97 349,250.05	99.34 4.70%	347,703.13 5,763.22	0.95% (1,546.93)	Aaa/AA+ AA+	2.13 1.97
912828V98	UNITED STATES TREASURY 2.25 02/15/2027	450,000.00	06/22/2022 3.30%	429,626.95 438,493.67	94.28 4.59%	424,248.05 3,810.78	1.16% (14,245.62)	Aaa/AA+ AA+	2.63 2.48
91282CEF4	UNITED STATES TREASURY 2.5 03/31/2027	275,000.00	-- 3.64%	261,744.14 267,058.78	94.79 4.54%	260,659.18 1,728.14	0.71% (6,399.60)	Aaa/AA+ AA+	2.75 2.60
912828X88	UNITED STATES TREASURY 2.375 05/15/2027	25,000.00	11/30/2022 4.09%	23,264.65 23,882.21	94.18 4.56%	23,544.92 75.83	0.06% (337.29)	Aaa/AA+ AA+	2.87 2.72
912828X88	UNITED STATES TREASURY 2.375 05/15/2027	150,000.00	02/27/2023 4.31%	138,925.78 142,449.07	94.18 4.56%	141,269.53 454.99	0.39% (1,179.54)	Aaa/AA+ AA+	2.87 2.72
912828X88	UNITED STATES TREASURY 2.375 05/15/2027	350,000.00	10/23/2023 4.88%	321,671.88 327,145.60	94.18 4.56%	329,628.91 1,061.65	0.90% 2,483.31	Aaa/AA+ AA+	2.87 2.72
91282CFM8	UNITED STATES TREASURY 4.125 09/30/2027	45,000.00	06/28/2023 4.12%	45,012.30 45,009.39	98.87 4.50%	44,490.23 466.60	0.12% (519.15)	Aaa/AA+ AA+	3.25 2.98
91282CFM8	UNITED STATES TREASURY 4.125 09/30/2027	215,000.00	-- 4.51%	212,382.03 212,500.18	98.87 4.50%	212,564.45 2,229.30	0.58% 64.28	Aaa/AA+ AA+	3.25 2.98
9128283F5	UNITED STATES TREASURY 2.25 11/15/2027	45,000.00	12/22/2022 3.81%	41,890.43 42,852.59	93.02 4.50%	41,860.55 129.31	0.11% (992.04)	Aaa/AA+ AA+	3.38 3.18
9128283W8	UNITED STATES TREASURY 2.75 02/15/2028	320,000.00	04/27/2023 3.60%	308,150.00 311,055.07	94.29 4.47%	301,712.50 3,312.09	0.83% (9,342.57)	Aaa/AA+ AA+	3.63 3.36
9128284N7	UNITED STATES TREASURY 2.875 05/15/2028	45,000.00	07/31/2023 4.23%	42,373.83 42,878.05	94.47 4.44%	42,512.70 165.23	0.12% (365.36)	Aaa/AA+ AA+	3.88 3.60
91282CHE4	UNITED STATES TREASURY 3.625 05/31/2028	45,000.00	06/28/2023 3.98%	44,289.84 44,435.19	97.15 4.42%	43,718.55 138.17	0.12% (716.64)	Aaa/AA+ AA+	3.92 3.59

HOLDINGS REPORT



Mammoth Community Water District Cons | Account #10988 | As of June 30, 2024

Cusip	Security Description	Par Value/ Units	Purchase Date Purchase Yield	Cost Value Book Value	Mkt Price Mkt YTM	Market Value Accrued Int.	% of Port. Gain/Loss	Moody's/ S&P/ Fitch	Maturity Duration
91282CHE4	UNITED STATES TREASURY 3.625 05/31/2028	225,000.00	05/29/2024 4.69%	216,377.93 216,566.65	97.15 4.42%	218,592.77 690.83	0.60% 2,026.13	Aaa/AA+ AA+	3.92 3.59
91282CHE4	UNITED STATES TREASURY 3.625 05/31/2028	325,000.00	05/31/2023 3.78%	322,676.76 323,181.59	97.15 4.42%	315,745.12 997.87	0.87% (7,436.47)	Aaa/AA+ AA+	3.92 3.59
91282CHQ7	UNITED STATES TREASURY 4.125 07/31/2028	265,000.00	05/28/2024 4.58%	260,414.26 260,513.56	98.94 4.41%	262,194.73 4,564.70	0.72% 1,681.17	Aaa/AA+ AA+	4.08 3.66
9128284V9	UNITED STATES TREASURY 2.875 08/15/2028	40,000.00	04/29/2024 4.71%	37,170.31 37,282.20	94.22 4.42%	37,687.50 432.83	0.10% 405.30	Aaa/AA+ AA+	4.13 3.79
9128284V9	UNITED STATES TREASURY 2.875 08/15/2028	230,000.00	-- 4.00%	218,947.66 220,401.76	94.22 4.42%	216,703.13 2,488.77	0.59% (3,698.63)	Aaa/AA+ AA+	4.13 3.79
912810FE3	UNITED STATES TREASURY 5.5 08/15/2028	375,000.00	-- 4.32%	393,783.40 391,312.87	104.43 4.32%	391,596.68 7,762.71	1.07% 283.81	Aaa/AA+ AA+	4.13 3.61
9128285M8	UNITED STATES TREASURY 3.125 11/15/2028	40,000.00	12/22/2022 3.80%	38,585.94 38,948.99	94.96 4.40%	37,982.81 159.65	0.10% (966.18)	Aaa/AA+ AA+	4.38 4.01
9128285M8	UNITED STATES TREASURY 3.125 11/15/2028	250,000.00	-- 4.34%	236,251.95 238,217.72	94.96 4.40%	237,392.58 997.79	0.65% (825.14)	Aaa/AA+ AA+	4.38 4.01
912810FF0	UNITED STATES TREASURY 5.25 11/15/2028	325,000.00	02/27/2024 4.30%	337,961.91 337,028.53	103.46 4.37%	336,248.05 2,179.18	0.92% (780.48)	Aaa/AA+ AA+	4.38 3.87
9128286B1	UNITED STATES TREASURY 2.625 02/15/2029	45,000.00	06/28/2023 3.97%	41,967.77 42,509.98	92.70 4.38%	41,716.41 444.59	0.11% (793.57)	Aaa/AA+ AA+	4.63 4.24
912810FG8	UNITED STATES TREASURY 5.25 02/15/2029	205,000.00	05/29/2024 4.51%	211,326.17 211,208.61	103.91 4.31%	213,023.83 4,050.72	0.58% 1,815.22	Aaa/AA+ AA+	4.63 4.02
9128286B1	UNITED STATES TREASURY 2.625 02/15/2029	350,000.00	03/27/2024 4.21%	325,718.75 327,011.03	92.70 4.38%	324,460.94 3,457.93	0.89% (2,550.09)	Aaa/AA+ AA+	4.63 4.24
91282CFJ5	UNITED STATES TREASURY 3.125 08/31/2029	35,000.00	01/30/2023 3.64%	33,947.27 34,173.67	94.31 4.37%	33,009.38 365.57	0.09% (1,164.29)	Aaa/AA+ AA+	5.17 4.65
91282CFJ5	UNITED STATES TREASURY 3.125 08/31/2029	190,000.00	-- 3.85%	182,715.23 183,743.80	94.31 4.37%	179,193.75 1,984.54	0.49% (4,550.05)	Aaa/AA+ AA+	5.17 4.65
91282CFL0	UNITED STATES TREASURY 3.875 09/30/2029	220,000.00	-- 3.97%	219,357.81 219,040.44	97.71 4.37%	214,972.66 2,142.90	0.59% (4,067.78)	Aaa/AA+ AA+	5.25 4.65
91282CFT3	UNITED STATES TREASURY 4.0 10/31/2029	35,000.00	01/30/2023 3.64%	35,746.48 35,589.92	98.31 4.36%	34,408.01 235.87	0.09% (1,181.91)	Aaa/AA+ AA+	5.34 4.72

HOLDINGS REPORT



Mammoth Community Water District Cons | Account #10988 | As of June 30, 2024

Cusip	Security Description	Par Value/ Units	Purchase Date Purchase Yield	Cost Value Book Value	Mkt Price Mkt YTM	Market Value Accrued Int.	% of Port. Gain/Loss	Moody's/ S&P/ Fitch	Maturity Duration
91282CFT3	UNITED STATES TREASURY 4.0 10/31/2029	220,000.00	-- 4.28%	216,925.78 217,151.67	98.31 4.36%	216,278.91 1,482.61	0.59% (872.77)	Aaa/AA+ AA+	5.34 4.72
912828YS3	UNITED STATES TREASURY 1.75 11/15/2029	45,000.00	12/29/2022 3.85%	39,332.81 40,573.15	87.83 4.31%	39,524.41 100.58	0.11% (1,048.73)	Aaa/AA+ AA+	5.38 5.01
912828YS3	UNITED STATES TREASURY 1.75 11/15/2029	170,000.00	10/30/2023 4.82%	142,906.25 145,901.66	87.83 4.31%	149,314.45 379.96	0.41% 3,412.79	Aaa/AA+ AA+	5.38 5.01
91282CGQ8	UNITED STATES TREASURY 4.0 02/28/2030	220,000.00	-- 4.02%	220,296.88 219,822.79	98.19 4.36%	216,021.09 2,941.30	0.59% (3,801.70)	Aaa/AA+ AA+	5.67 4.95
91282CAV3	UNITED STATES TREASURY 0.875 11/15/2030	50,000.00	12/22/2022 3.63%	40,630.86 42,426.62	80.89 4.34%	40,443.36 55.88	0.11% (1,983.26)	Aaa/AA+ AA+	6.38 6.05
91282CAV3	UNITED STATES TREASURY 0.875 11/15/2030	150,000.00	02/27/2023 3.94%	119,683.59 124,946.18	80.89 4.34%	121,330.08 167.63	0.33% (3,616.10)	Aaa/AA+ AA+	6.38 6.05
912810FP8	UNITED STATES TREASURY 5.375 02/15/2031	200,000.00	11/29/2023 4.23%	214,132.81 212,984.59	106.35 4.26%	212,703.12 4,046.02	0.58% (281.46)	Aaa/AA+ AA+	6.63 5.48
91282CKNO	UNITED STATES TREASURY 4.625 04/30/2031	45,000.00	05/31/2024 4.52%	45,265.43 45,262.17	101.61 4.35%	45,724.22 350.65	0.13% 462.05	Aaa/AA+ AA+	6.83 5.78
91282CKNO	UNITED STATES TREASURY 4.625 04/30/2031	215,000.00	05/31/2024 4.52%	216,268.17 216,252.60	101.61 4.35%	218,460.16 1,675.31	0.60% 2,207.56	Aaa/AA+ AA+	6.83 5.78
91282CEP2	UNITED STATES TREASURY 2.875 05/15/2032	190,000.00	-- 3.78%	177,392.97 178,637.75	90.10 4.37%	171,185.55 697.66	0.47% (7,452.20)	Aaa/AA+ AA+	7.88 6.87
91282CFF3	UNITED STATES TREASURY 2.75 08/15/2032	45,000.00	12/27/2022 3.80%	41,199.61 41,794.84	88.99 4.37%	40,044.73 465.76	0.11% (1,750.11)	Aaa/AA+ AA+	8.13 7.04
91282CFV8	UNITED STATES TREASURY 4.125 11/15/2032	45,000.00	06/28/2023 3.75%	46,314.84 46,173.65	98.32 4.37%	44,242.38 237.08	0.12% (1,931.27)	Aaa/AA+ AA+	8.38 6.97
91282CFV8	UNITED STATES TREASURY 4.125 11/15/2032	220,000.00	05/29/2024 4.61%	212,540.63 212,617.85	98.32 4.37%	216,296.09 1,159.04	0.59% 3,678.24	Aaa/AA+ AA+	8.38 6.97
91282CGM7	UNITED STATES TREASURY 3.5 02/15/2033	45,000.00	06/28/2023 3.74%	44,149.22 44,238.19	93.73 4.38%	42,176.95 592.79	0.12% (2,061.24)	Aaa/AA+ AA+	8.63 7.22
91282CGM7	UNITED STATES TREASURY 3.5 02/15/2033	220,000.00	-- 3.80%	215,178.90 215,300.58	93.73 4.38%	206,198.44 2,898.08	0.57% (9,102.14)	Aaa/AA+ AA+	8.63 7.22
91282CHC8	UNITED STATES TREASURY 3.375 05/15/2033	45,000.00	06/28/2023 3.72%	43,708.01 43,839.79	92.68 4.38%	41,704.10 193.97	0.11% (2,135.69)	Aaa/AA+ AA+	8.87 7.49

HOLDINGS REPORT



Mammoth Community Water District Cons | Account #10988 | As of June 30, 2024

Cusip	Security Description	Par Value/ Units	Purchase Date Purchase Yield	Cost Value Book Value	Mkt Price Mkt YTM	Market Value Accrued Int.	% of Port. Gain/Loss	Moody's/ S&P/ Fitch	Maturity Duration
91282CHC8	UNITED STATES TREASURY 3.375 05/15/2033	250,000.00	-- 4.52%	228,316.41 229,451.21	92.68 4.38%	231,689.45 1,077.62	0.64% 2,238.24	Aaa/AA+ AA+	8.87 7.49
91282CHT1	UNITED STATES TREASURY 3.875 08/15/2033	45,000.00	09/25/2023 4.52%	42,714.84 42,891.40	96.20 4.38%	43,291.41 656.30	0.12% 400.01	Aaa/AA+ AA+	9.13 7.46
91282CHT1	UNITED STATES TREASURY 3.875 08/15/2033	225,000.00	-- 4.46%	214,743.16 215,352.02	96.20 4.38%	216,457.03 3,281.51	0.59% 1,105.01	Aaa/AA+ AA+	9.13 7.46
91282CKQ3	UNITED STATES TREASURY 4.375 05/15/2034	45,000.00	05/29/2024 4.60%	44,194.92 44,202.00	100.03 4.37%	45,014.06 251.44	0.12% 812.06	Aaa/AA+ AA+	9.87 7.91
91282CKQ3	UNITED STATES TREASURY 4.375 05/15/2034	215,000.00	05/29/2024 4.60%	211,153.51 211,187.35	100.03 4.37%	215,067.19 1,201.34	0.59% 3,879.83	Aaa/AA+ AA+	9.87 7.91
Total US Treasury		17,746,000.00	4.20%	17,354,801.64 17,479,054.34	97.84 4.76%	17,339,481.66 84,776.53	47.53% (139,572.68)	Aaa/AA+ AA+	2.52 2.23
Total Portfolio		37,376,136.75	3.87%	36,804,486.82 36,940,792.26	95.18 4.85%	36,482,551.30 226,856.81	100.00% (458,240.96)	Aa2/AA AA	2.63 2.27
Total Market Value + Accrued						36,709,408.11			

SECTION 5 | TRANSACTIONS

TRANSACTION LEDGER



Mammoth Community Water District Cons | Account #10988 | 04/01/2024 Through 06/30/2024 |

Transaction Type	Settlement Date	CUSIP	Quantity	Security Description	Price	Acq/Disp Yield	Amount	Interest Pur/Sold	Total Amount	Gain/Loss
ACQUISITIONS										
Purchase	04/30/2024	3133ERDH1	40,000.00	FEDERAL FARM CREDIT BANKS FUNDING CORP 4.75 04/30/2029	100.203	4.70%	(40,081.20)	0.00	(40,081.20)	0.00
Purchase	04/30/2024	9128284V9	40,000.00	UNITED STATES TREASURY 2.875 08/15/2028	92.926	4.71%	(37,170.31)	(236.95)	(37,407.26)	0.00
Purchase	05/09/2024	912797FH5	400,000.00	UNITED STATES TREASURY 05/16/2024	99.898	5.35%	(399,590.85)	0.00	(399,590.85)	0.00
Purchase	05/09/2024	912797FS1	400,000.00	UNITED STATES TREASURY 06/13/2024	99.488	5.39%	(397,950.09)	0.00	(397,950.09)	0.00
Purchase	05/29/2024	91324PEU2	225,000.00	UNITEDHEALTH GROUP INC 4.25 01/15/2029	96.718	5.05%	(217,615.50)	(3,559.37)	(221,174.87)	0.00
Purchase	05/29/2024	74340XCG4	225,000.00	PROLOGIS LP 4.875 06/15/2028	99.167	5.10%	(223,125.75)	(4,996.88)	(228,122.63)	0.00
Purchase	05/29/2024	91282CHQ7	265,000.00	UNITED STATES TREASURY 4.125 07/31/2028	98.270	4.58%	(260,414.26)	(3,573.68)	(263,987.94)	0.00
Purchase	05/30/2024	14913UAJ9	35,000.00	CATERPILLAR FINANCIAL SERVICES CORP 4.85 02/27/2029	99.150	5.05%	(34,702.50)	(438.52)	(35,141.02)	0.00
Purchase	05/30/2024	69371RS80	40,000.00	PACCAR FINANCIAL CORP 4.6 01/31/2029	98.127	5.05%	(39,250.80)	(613.33)	(39,864.13)	0.00
Purchase	05/30/2024	91282CKQ3	45,000.00	UNITED STATES OF AMERICA (GOVERNMENT) 4.375 05/15/2034	98.211	4.60%	(44,194.92)	(80.25)	(44,275.17)	0.00
Purchase	05/30/2024	06051GHY8	50,000.00	BANK OF AMERICA CORP 2.015 02/13/2026	97.353	3.63%	(48,676.50)	(299.45)	(48,975.95)	0.00
Purchase	05/30/2024	46647PCB0	50,000.00	JPMORGAN CHASE & CO 1.578 04/22/2027	92.818	4.24%	(46,409.00)	(83.28)	(46,492.28)	0.00

TRANSACTION LEDGER



Mammoth Community Water District Cons | Account #10988 | 04/01/2024 Through 06/30/2024 |

Transaction Type	Settlement Date	CUSIP	Quantity	Security Description	Price	Acq/Disp Yield	Amount	Interest Pur/Sold	Total Amount	Gain/Loss
Purchase	05/30/2024	91282CHT1	50,000.00	UNITED STATES TREASURY 3.875 08/15/2033	94.500	4.61%	(47,250.00)	(558.89)	(47,808.89)	0.00
Purchase	05/30/2024	09290DAA9	50,000.00	BLACKROCK FUNDING INC 4.7 03/14/2029	98.591	5.03%	(49,295.50)	(496.11)	(49,791.61)	0.00
Purchase	05/30/2024	17275RBR2	50,000.00	CISCO SYSTEMS INC 4.85 02/26/2029	99.117	5.06%	(49,558.50)	(633.19)	(50,191.69)	0.00
Purchase	05/30/2024	24422EWR6	50,000.00	JOHN DEERE CAPITAL CORP 4.75 01/20/2028	98.946	5.07%	(49,473.00)	(857.64)	(50,330.64)	0.00
Purchase	05/30/2024	91324PEG3	50,000.00	UNITEDHEALTH GROUP INC 3.7 05/15/2027	96.116	5.13%	(48,058.00)	(77.08)	(48,135.08)	0.00
Purchase	05/30/2024	89236TJZ9	50,000.00	TOYOTA MOTOR CREDIT CORP 3.05 03/22/2027	94.482	5.18%	(47,241.00)	(288.06)	(47,529.06)	0.00
Purchase	05/30/2024	927804GH1	50,000.00	VIRGINIA ELECTRIC AND POWER CO 3.75 05/15/2027	95.892	5.27%	(47,946.00)	(78.13)	(48,024.13)	0.00
Purchase	05/30/2024	26444HAC5	50,000.00	DUKE ENERGY FLORIDA LLC 3.2 01/15/2027	94.987	5.27%	(47,493.50)	(600.00)	(48,093.50)	0.00
Purchase	05/30/2024	91282CFL0	70,000.00	UNITED STATES TREASURY 3.875 09/30/2029	96.438	4.64%	(67,506.25)	(444.67)	(67,950.92)	0.00
Purchase	05/30/2024	91282CFT3	70,000.00	UNITED STATES TREASURY 4.0 10/31/2029	96.973	4.64%	(67,880.86)	(228.26)	(68,109.12)	0.00
Purchase	05/30/2024	91282CGQ8	80,000.00	UNITED STATES TREASURY 4.0 02/28/2030	96.844	4.63%	(77,475.00)	(791.30)	(78,266.30)	0.00
Purchase	05/30/2024	91282CFM8	85,000.00	UNITED STATES TREASURY 4.125 09/30/2027	98.133	4.73%	(83,412.89)	(574.80)	(83,987.69)	0.00

TRANSACTION LEDGER



Mammoth Community Water District Cons | Account #10988 | 04/01/2024 Through 06/30/2024 |

Transaction Type	Settlement Date	CUSIP	Quantity	Security Description	Price	Acq/Disp Yield	Amount	Interest Pur/Sold	Total Amount	Gain/Loss
Purchase	05/30/2024	912810FG8	205,000.00	UNITED STATES TREASURY 5.25 02/15/2029	103.086	4.51%	(211,326.17)	(3,104.57)	(214,430.74)	0.00
Purchase	05/30/2024	91282CKQ3	215,000.00	UNITED STATES TREASURY 4.375 05/15/2034	98.211	4.60%	(211,153.51)	(383.41)	(211,536.92)	0.00
Purchase	05/30/2024	91282CFV8	220,000.00	UNITED STATES TREASURY 4.125 11/15/2032	96.609	4.61%	(212,540.63)	(369.90)	(212,910.53)	0.00
Purchase	05/30/2024	91282CHE4	225,000.00	UNITED STATES TREASURY 3.625 05/31/2028	96.168	4.69%	(216,377.93)	(4,055.84)	(220,433.77)	0.00
Purchase	05/31/2024	91282CKN0	45,000.00	UNITED STATES OF AMERICA (GOVERNMENT) 4.625 04/30/2031	100.590	4.52%	(45,265.43)	(175.32)	(45,440.75)	0.00
Purchase	05/31/2024	912797KN6	90,000.00	UNITED STATES OF AMERICA (GOVERNMENT) 07/09/2024	99.428	5.38%	(89,485.41)	0.00	(89,485.41)	0.00
Purchase	05/31/2024	91282CHC8	100,000.00	UNITED STATES TREASURY 3.375 05/15/2033	91.629	4.52%	(91,628.91)	(146.74)	(91,775.65)	0.00
Purchase	05/31/2024	9128285M8	100,000.00	UNITED STATES TREASURY 3.125 11/15/2028	94.168	4.59%	(94,167.97)	(135.87)	(94,303.84)	0.00
Purchase	05/31/2024	91282CKN0	215,000.00	UNITED STATES TREASURY 4.625 04/30/2031	100.590	4.52%	(216,268.17)	(837.65)	(217,105.82)	0.00
Purchase	05/31/2024	912797KE6	350,000.00	UNITED STATES TREASURY 06/11/2024	99.839	5.37%	(349,436.14)	0.00	(349,436.14)	0.00
Purchase	05/31/2024	912797KN6	350,000.00	UNITED STATES TREASURY 07/09/2024	99.428	5.38%	(347,998.83)	0.00	(347,998.83)	0.00

TRANSACTION LEDGER



Mammoth Community Water District Cons | Account #10988 | 04/01/2024 Through 06/30/2024 |

Transaction Type	Settlement Date	CUSIP	Quantity	Security Description	Price	Acq/Disp Yield	Amount	Interest Pur/Sold	Total Amount	Gain/Loss
Purchase	05/31/2024	912797LG0	450,000.00	UNITED STATES TREASURY 09/10/2024	98.517	5.39%	(443,328.31)	0.00	(443,328.31)	0.00
Purchase	05/31/2024	912797LC9	466,000.00	UNITED STATES TREASURY 11/07/2024	97.702	5.36%	(455,292.98)	0.00	(455,292.98)	0.00
Purchase	06/11/2024	096919AD7	80,000.00	BMWOT 2024-A A3 5.18 02/26/2029	99.985	5.18%	(79,987.85)	0.00	(79,987.85)	0.00
Purchase	06/13/2024	05522RDJ4	90,000.00	BACCT 2024-1 A 4.93 03/15/2029	99.994	4.93%	(89,994.95)	0.00	(89,994.95)	0.00
Purchase	06/14/2024	91282CGM7	70,000.00	UNITED STATES TREASURY 3.5 02/15/2033	94.234	4.30%	(65,964.06)	(807.69)	(66,771.75)	0.00
Purchase	06/14/2024	9128284V9	90,000.00	UNITED STATES TREASURY 2.875 08/15/2028	94.367	4.37%	(84,930.47)	(853.02)	(85,783.49)	0.00
Purchase	06/14/2024	912797KW6	200,000.00	UNITED STATES TREASURY 08/06/2024	99.228	5.36%	(198,455.64)	0.00	(198,455.64)	0.00
Purchase	06/14/2024	912797GK7	400,000.00	UNITED STATES TREASURY 08/08/2024	99.199	5.37%	(396,797.78)	0.00	(396,797.78)	0.00
Purchase	06/18/2024	47786WAD2	90,000.00	JDOT 2024-B A3 5.2 03/15/2029	99.980	5.81%	(89,982.41)	0.00	(89,982.41)	0.00
Purchase	06/25/2024	912797GK7	240,000.00	UNITED STATES TREASURY 08/08/2024	99.362	5.34%	(238,468.07)	0.00	(238,468.07)	0.00
Purchase	06/25/2024	912796Y52	400,000.00	UNITED STATES TREASURY 07/05/2024	99.856	5.28%	(399,423.33)	0.00	(399,423.33)	0.00
Total Purchase			7,211,000.00				(7,100,047.13)	(30,379.85)	(7,130,426.98)	0.00
TOTAL ACQUISITIONS			7,211,000.00				(7,100,047.13)	(30,379.85)	(7,130,426.98)	0.00
DISPOSITIONS										
Call Redemption	05/30/2024	61747YEA9	(100,000.00)	MORGAN STANLEY 0.79 05/30/2025	100.000	3.67%	100,000.00	0.00	100,000.00	2,808.55

TRANSACTION LEDGER



Mammoth Community Water District Cons | Account #10988 | 04/01/2024 Through 06/30/2024 |

Transaction Type	Settlement Date	CUSIP	Quantity	Security Description	Price	Acq/Disp Yield	Amount	Interest Pur/Sold	Total Amount	Gain/Loss
Call Redemption	05/30/2024	61747YEA9	(45,000.00)	MORGAN STANLEY 0.79 05/30/2025	100.000	3.62%	45,000.00	0.00	45,000.00	1,190.48
Call Redemption	06/01/2024	46647PCH7	(45,000.00)	JPMORGAN CHASE & CO 0.824 06/01/2025	100.000	3.55%	45,000.00	0.00	45,000.00	1,155.18
Call Redemption	06/13/2024	06406RBF3	(255,000.00)	BANK OF NEW YORK MELLON CORP 3.43 06/13/2025	100.000	3.44%	255,000.00	0.00	255,000.00	0.00
Total Call Redemption			(445,000.00)				445,000.00	0.00	445,000.00	5,154.20
Maturity	04/04/2024	912797GZ4	(75,000.00)	UNITED STATES TREASURY 04/04/2024	100.000	0.00%	75,000.00	0.00	75,000.00	0.00
Maturity	04/09/2024	912797JM0	(1,000,000.00)	UNITED STATES TREASURY 04/09/2024	100.000	0.00%	1,000,000.00	0.00	1,000,000.00	0.00
Maturity	05/02/2024	912797HH3	(330,000.00)	UNITED STATES TREASURY 05/02/2024	100.000	0.00%	330,000.00	0.00	330,000.00	0.00
Maturity	05/02/2024	912797HH3	(65,000.00)	UNITED STATES OF AMERICA (GOVERNMENT) 05/02/2024	100.000	0.00%	65,000.00	0.00	65,000.00	0.00
Maturity	05/06/2024	62479LE68	(375,000.00)	MUFG Bank, Ltd. - New York Branch 05/06/2024	100.000	0.00%	375,000.00	0.00	375,000.00	0.00
Maturity	05/15/2024	91324PEB4	(240,000.00)	UNITEDHEALTH GROUP INC 0.55 05/15/2024	100.000	0.55%	240,000.00	0.00	240,000.00	0.00
Maturity	05/16/2024	912797FH5	(400,000.00)	UNITED STATES TREASURY 05/16/2024	100.000	0.00%	400,000.00	0.00	400,000.00	0.00
Maturity	06/06/2024	912797HT7	(500,000.00)	UNITED STATES TREASURY 06/06/2024	100.000	0.00%	500,000.00	0.00	500,000.00	0.00
Maturity	06/11/2024	912797KE6	(350,000.00)	UNITED STATES TREASURY 06/11/2024	100.000	0.00%	350,000.00	0.00	350,000.00	0.00
Maturity	06/13/2024	912797FS1	(400,000.00)	UNITED STATES TREASURY 06/13/2024	100.000	0.00%	400,000.00	0.00	400,000.00	0.00

TRANSACTION LEDGER



Mammoth Community Water District Cons | Account #10988 | 04/01/2024 Through 06/30/2024 |

Transaction Type	Settlement Date	CUSIP	Quantity	Security Description	Price	Acq/Disp Yield	Amount	Interest Pur/Sold	Total Amount	Gain/Loss
Maturity	06/13/2024	69371RR81	(240,000.00)	PACCAR FINANCIAL CORP 3.15 06/13/2024	100.000	3.15%	240,000.00	0.00	240,000.00	0.00
Maturity	06/14/2024	3130A1XJ2	(400,000.00)	FEDERAL HOME LOAN BANKS 2.875 06/14/2024	100.000	2.88%	400,000.00	0.00	400,000.00	0.00
Total Maturity			(4,375,000.00)				4,375,000.00	0.00	4,375,000.00	0.00
Sale	06/05/2024	912797KN6	(85,000.00)	UNITED STATES TREASURY 07/09/2024	99.504	5.38%	84,578.34	0.00	84,578.34	2.03
Sale	06/06/2024	91282CEH0	(100,000.00)	UNITED STATES TREASURY 2.625 04/15/2025	97.898	2.93%	97,898.44	372.95	98,271.39	(1,850.91)
Total Sale			(185,000.00)				182,476.78	372.95	182,849.73	(1,848.87)
TOTAL DISPOSITIONS			(5,005,000.00)				5,002,476.78	372.95	5,002,849.73	3,305.33

IMPORTANT DISCLOSURES



Mammoth Community Water District | Account #10652 | As of June 30, 2024

2024 Chandler Asset Management, Inc, An Independent Registered Investment Adviser.

Information contained herein is confidential. Prices are provided by ICE Data Services Inc (“IDS”), an independent pricing source. In the event IDS does not provide a price or if the price provided is not reflective of fair market value, Chandler will obtain pricing from an alternative approved third party pricing source in accordance with our written valuation policy and procedures. Our valuation procedures are also disclosed in Item 5 of our Form ADV Part 2A.

Performance results are presented gross-of-advisory fees and represent the client’s Total Return. The deduction of advisory fees lowers performance results. These results include the reinvestment of dividends and other earnings. Past performance may not be indicative of future results. Therefore, clients should not assume that future performance of any specific investment or investment strategy will be profitable or equal to past performance levels. All investment strategies have the potential for profit or loss. Economic factors, market conditions or changes in investment strategies, contributions or withdrawals may materially alter the performance and results of your portfolio.

Index returns assume reinvestment of all distributions. Historical performance results for investment indexes generally do not reflect the deduction of transaction and/or custodial charges or the deduction of an investment management fee, the incurrence of which would have the effect of decreasing historical performance results. It is not possible to invest directly in an index.

Source ICE Data Indices, LLC (“ICE”), used with permission. ICE permits use of the ICE indices and related data on an “as is” basis; ICE, its affiliates and their respective third party suppliers disclaim any and all warranties and representations, express and/or implied, including any warranties of merchantability or fitness for a particular purpose or use, including the indices, index data and any data included in, related to, or derived therefrom. Neither ICE data, its affiliates or their respective third party providers guarantee the quality, adequacy, accuracy, timeliness or completeness of the indices or the index data or any component thereof, and the indices and index data and all components thereof are provided on an “as is” basis and licensee’s use it at licensee’s own risk. ICE data, its affiliates and their respective third party do not sponsor, endorse, or recommend chandler asset management, or any of its products or services.

This report is provided for informational purposes only and should not be construed as a specific investment or legal advice. The information contained herein was obtained from sources believed to be reliable as of the date of publication, but may become outdated or superseded at any time without notice. Any opinions or views expressed are based on current market conditions and are subject to change. This report may contain forecasts and forward-looking statements which are inherently limited and should not be relied upon as indicator of future results. Past performance is not indicative of future results. This report is not intended to constitute an offer, solicitation, recommendation or advice regarding any securities or investment strategy and should not be regarded by recipients as a substitute for the exercise of their own judgment.

Fixed income investments are subject to interest, credit and market risk. Interest rate risk: the value of fixed income investments will decline as interest rates rise. Credit risk: the possibility that the borrower may not be able to repay interest and principal. Low rated bonds generally have to pay higher interest rates to attract investors willing to take on greater risk. Market risk: the bond market in general could decline due to economic conditions, especially during periods of rising interest rates.

Ratings information have been provided by Moody’s, S&P and Fitch through data feeds we believe to be reliable as of the date of this statement, however we cannot guarantee its accuracy.

Security level ratings for U.S. Agency issued mortgage-backed securities (“MBS”) reflect the issuer rating because the securities themselves are not rated. The issuing U.S. Agency guarantees the full and timely payment of both principal and interest and carries a AA+/Aaa/AAA by S&P, Moody’s and Fitch respectively.

BENCHMARK DISCLOSURES



Mammoth Community Water District | Account #10652 | As of June 30, 2024

Benchmark	Disclosure
ICE BofA 0-5 Yr US Treasury Index	The ICE BofA 0-5 Year US Treasury Index tracks the performance of US Dollar denominated Sovereign debt publicly issued by the US government in its domestic market with maturities less than five years. Qualifying securities must have at least 18 months to maturity at point of issuance, at least one month and less than five years remaining term to final maturity, a fixed coupon schedule and a minimum amount outstanding of \$1 billion.
ICE BofA 1-10 Yr US Treasury & Agency Index	The ICE BofA 1-10 Year US Treasury & Agency Index tracks the performance of US dollar denominated US Treasury and nonsubordinated US agency debt issued in the US domestic market. Qualifying securities must have an investment grade rating (based on an average of Moody's, S&P and Fitch). Qualifying securities must have at least one year remaining term to final maturity and less than ten years remaining term to final maturity, at least 18 months to maturity at time of issuance, a fixed coupon schedule, and a minimum amount outstanding of \$1 billion for sovereigns and \$250 million for agencies.
ICE BofA 3-Month US Treasury Bill Index	The ICE BofA US 3-Month Treasury Bill Index is comprised of a single issue purchased at the beginning of the month and held for a full month. At the end of the month that issue is sold and rolled into a newly selected issue. The issue selected at each month- end rebalancing is the outstanding Treasury Bill that matures closest to, but not beyond, three months from the rebalancing date.

- **US Small Cap Stocks – Morgan Stanley Capital International (MSCI) Small Cap 1750** – The MSCI Small Cap 1750 is a market capitalization weighted index that measures the performance of small capitalization U.S. stocks.
- **US Mid Cap Stocks – Morgan Stanley Capital International (MSCI) Mid Cap 450** – The MSCI Mid Cap 450 is a market capitalization weighted index that measures the performance of mid-capitalization U.S. stocks.
- **US Large Cap Stocks – Standard & Poor’s 500** – The S&P 500 is a market value weighted index of 500 large capitalization stocks. The 500 companies included in the index capture approximately 80% of available U.S. market capitalization.
- **International Stocks – Morgan Stanley Capital International (MSCI) EAFE** – The MSCI EAFE International Equity Index is a market capitalization weighted index that captures international equity performance of large and mid-cap stocks in the developed stock markets of Europe, Australasia, and the Far East.
- **Emerging Market Stocks – Morgan Stanley Capital International (MSCI) Emerging Markets** – The MSCI Emerging Markets Index is a market capitalization weighted index that captures equity performance of large and mid-cap stocks across emerging market countries.
- **U.S. Real Estate – Morgan Stanley Capital International (MSCI) REIT** – The MSCI US REIT Index is a free float-adjusted market capitalization index that is comprised of equity REITs. It represents about 99% of the US REIT universe and securities are classified in the REIT sector according to the Global Industry Classification Standard (GICS®). It excludes Mortgage REITs and selected Specialized REITs.
- **International Real Estate – S&P Developed Ex-US Property** – The S&P Developed Ex-US Property Index is a market capitalization weighted index that captures the performance of a universe of publicly traded property companies based in developing countries outside of the US. The companies included are engaged in real estate related activities, such as property ownership, management, development, rental and investment.
- **US Core Bonds – ICE BofA US Corporate, Government, Mortgage** – The ICE BofA US Corporate, Government, Mortgage index is a broad measure of US investment grade bond performance, including US Treasuries, agencies, investment-grade corporates and mortgage securities.
- **US High Yield Bonds – ICE BofA US High Yield** – The ICE BofA High Yield Bond Index measures the market of USD-denominated, non-investment grade, fixed-rate, taxable corporate bonds.
- **International Bonds – Bloomberg Barclays Global Aggregate ex-USD Total Return Index Value Unhedged USD** – Index from 2/1/2013 – current. This index measures the performance of global investment grade debt from 24 local currency markets. This multi- currency benchmark includes treasury, government-related, corporate and securitized fixed-rate bonds from both developed and emerging markets issuers. S&P Citigroup International Govt Bond – Index from 1/1/2009 – 1/31/2013. This index measures the performance of sovereign bonds of non-U.S. developed countries.

- **Diversified Commodities – S&P GSCI Commodity Index** – The S&P GSCI Commodity Index is a world production-weighted measure of general commodity price movements and inflation in the world economy. It consists of a basket of physical commodity futures contracts.

Source ICE Data Indices, LLC (“ICE”), used with permission. ICE permits the use of ICE Indices and related data on an “as is” basis; ICE, its affiliates and their respective third party suppliers disclaim any and all warranties and representation, express and/or implied, including any warranties of merchantability or fitness for a particular purpose or use, including the indices, index data and any data included in, related to, or derived therefrom. Neither ICE data, its affiliates or their respective third-party providers guarantee the quality, adequacy, accuracy, timeliness or completeness of the indices or the index data or any component thereof, and the indices and index data and all components thereof are provided on an “as is” basis and licensee’s use is at licensee’s own risk. ICE data, its affiliates and their respective third party do not sponsor, endorse, or recommend Chandler, or any of its products or services.

Bloomberg® and Bloomberg Barclays Global Aggregate ex-USD Total Return Index Value Unhedged USD are service marks of Bloomberg Finance L.P. and its affiliates, including Bloomberg Index Services Limited (“BISL”), the administrator of the index (collectively, “Bloomberg”) and have been licensed for use for certain purposes by Chandler Asset Management Inc. Bloomberg is not affiliated with Chandler Asset Management Inc., and Bloomberg does not approve, endorse, review, or recommend this product. Bloomberg does not guarantee the timeliness, accurateness, or completeness of any data or information relating to this product.

Morgan Stanley Capital International® (MSCI), the MSCI indices are service marks of Morgan Stanley Capital International and its affiliates, and have been licensed for use for certain purposes by Chandler Asset Management Inc. MSCI is not affiliated with Chandler Asset Management Inc., and MSCI does not approve, endorse, review, or recommend these products. MSCI does not guarantee the timeliness, accurateness, or completeness of any data or information relating to these products.

Disclosure: This report is provided for informational purposes only and should not be construed as specific investment or legal advice. The information contained herein was obtained from sources believed to be reliable as of the date of publication, but may become outdated or superseded at any time without notice. Past performance is not indicative of future results. This report is not intended to constitute an offer, solicitation, recommendation or advice regarding any securities or investment strategy and should not be regarded by recipients as a substitute for the exercise of their own judgement.

All investments contain risk and may lose value. Fixed income investments are subject to interest rate, credit, and market risk. Interest rate risk: the value of fixed income investments will decline as interest rates rise. Credit risk: the possibility that the borrower may not be able to repay interest and principal. Low rated bonds generally have to pay higher interest rates to attract investors willing to take on greater risk. Market risk: the bond market in general could decline due to economic conditions, especially during periods of rising interest rates. International: Non-US markets may be more volatile due to a variety of factors including less liquidity, transparency and oversight of companies and assets. Values of non-US investments may fluctuate due to changes in currency exchange rates. Non-US companies are also subject to risks that come with political and economic stability that may affect their respective countries. These risks may be greater in emerging market countries. Equities: Investments on equities are subject to risks from stock market fluctuations that occur in response to economic and business developments.